

# The Animal Foundation Dashboard



All of us for all of them.

## Intake Totals

	06/01/25 to 06/30/25	06/01/26 to 06/30/26	Percent Change
<b>All Jurisdictions</b>	<b>2,619</b>	<b>2,392</b>	<b>-8.67%</b>
<b>Dogs</b>	<b>1,295</b>	<b>1,146</b>	<b>-11.51%</b>
<b>Picked up by Animal Control</b>	790	725	-8.23%
<b>Stray Animals</b>	471	412	-12.53%
<b>Owner Surrenders</b>	102	101	-0.98%
<b>Confiscations</b>	217	212	-2.30%
<b>Dropped off at The Animal Foundation</b>	505	421	-16.63%
<b>Stray Animals</b>	362	278	-23.20%
<b>Owner Surrenders</b>	113	109	-3.54%
<b>Adoption Returns</b>	30	28	-6.67%
<b>Born at TAF</b>	0	6	600.00%
<b>Cats</b>	<b>1,106</b>	<b>1,114</b>	<b>0.72%</b>
<b>Picked up by Animal Control</b>	486	514	5.76%
<b>Stray Animals</b>	369	409	10.84%
<b>Owner Surrenders</b>	31	12	-61.29%
<b>Confiscations</b>	86	93	8.14%
<b>Dropped off at The Animal Foundation</b>	620	600	-3.23%
<b>Stray Animals</b>	510	524	2.75%
<b>Owner Surrenders</b>	87	63	-27.59%
<b>Adoption Returns</b>	10	10	0.00%
<b>Born at TAF</b>	13	3	-76.92%
<b>Others</b>	<b>218</b>	<b>132</b>	<b>-39.45%</b>
<b>Picked up by Animal Control</b>	162	73	-54.94%
<b>Stray Animals</b>	65	25	-61.54%
<b>Owner Surrenders</b>	13	4	-69.23%
<b>Confiscations</b>	84	44	-47.62%
<b>Dropped off at The Animal Foundation</b>	56	59	5.36%
<b>Stray Animals</b>	22	24	9.09%
<b>Owner Surrenders</b>	25	24	-4.00%
<b>Adoption Returns</b>	6	1	-83.33%
<b>Born at TAF</b>	3	10	233.33%

# The Animal Foundation Dashboard



All of us for all of them.

## Outcome Totals

	06/01/25 to 06/30/25	06/01/26 to 06/30/26	Percent Change
<b>All Jurisdictions</b>	<b>2,384</b>	<b>2,168</b>	<b>-9.06%</b>
<b>Dogs</b>	<b>1,139</b>	<b>1,025</b>	<b>-10.01%</b>
Adoption	470	417	-11.28%
Died	8	3	-62.50%
Euthanasia	150	91	-39.33%
Missing/Escaped	13	14	7.69%
Returned to Owner	295	304	3.05%
Transfer	203	196	-3.45%
<b>Cats</b>	<b>1,035</b>	<b>1,011</b>	<b>-2.32%</b>
Adoption	496	499	0.60%
Died	57	17	-70.18%
Euthanasia	187	182	-2.67%
Missing/Escaped	16	3	-81.25%
Returned to Owner	29	35	20.69%
RTF	14	30	114.29%
SNR	165	170	3.03%
Transfer	71	75	5.63%
<b>Others</b>	<b>210</b>	<b>132</b>	<b>-37.14%</b>
Adoption	132	87	-34.09%
Died	23	9	-60.87%
Euthanasia	36	19	-47.22%
Missing/Escaped	0	1	100.00%
Returned to Owner	4	2	-50.00%
RTF	1	1	0.00%
Transfer	14	13	-7.14%

## Foster Statistics

06/01/25 to 06/30/25

06/01/26 to 06/30/26

Percent Change

### All Jurisdictions

#### Total

<b>Animals Sent to Foster</b>	345	310	-10.14%
<b>Animal Returned from Foster</b>	339	270	-20.35%
<b>Foster Parents</b>	189	166	-12.17%
<b>Avg. Time in Foster</b>	68	44	-35.52%

#### Dogs

<b>Animals Sent to Foster</b>	92	91	-1.09%
<b>Animal Returned from Foster</b>	112	81	-27.68%
<b>Foster Parents</b>	81	80	-1.23%
<b>Avg. Time in Foster</b>	86	42	-51.27%

#### Cats

<b>Animals Sent to Foster</b>	250	210	-16.00%
<b>Animal Returned from Foster</b>	224	187	-16.52%
<b>Foster Parents</b>	110	83	-24.55%
<b>Avg. Time in Foster</b>	60	45	-24.31%

#### Others

<b>Animals Sent to Foster</b>	3	9	200.00%
<b>Animal Returned from Foster</b>	3	2	-33.33%
<b>Foster Parents</b>	3	3	0.00%
<b>Avg. Time in Foster</b>	17	2	-85.96%

## Shelter Surgery Totals

	06/1/25 to 06/30/25	06/1/26 to 06/30/26	Percent Change
<b>All Jurisdictions</b>	<b>1,113</b>	<b>1,121</b>	<b>0.72%</b>
<b>Dogs</b>	<b>515</b>	<b>496</b>	<b>-3.69%</b>
<b>Spay/Neuter</b>	513	495	-3.51%
<b>Adoption</b>	302	254	-15.89%
<b>Transfer to Partner</b>	48	59	22.92%
<b>Returned to Owner</b>	125	142	13.60%
<b>Foster</b>	35	30	-14.29%
<b>Other Outcomes</b>	3	10	233.33%
<b>Other Surgery</b>	2	1	-50.00%
<b>Adoption</b>	1	0	-100.00%
<b>Transfer to Partner</b>	0	1	100.00%
<b>Returned to Owner</b>	1	0	-100.00%
<b>Cats</b>	<b>573</b>	<b>615</b>	<b>7.33%</b>
<b>Spay/Neuter</b>	573	615	7.33%
<b>Adoption</b>	414	397	-4.11%
<b>Transfer to Partner</b>	4	27	575.00%
<b>Returned to Owner</b>	9	7	-22.22%
<b>SNR</b>	84	84	0.00%
<b>TNR</b>	0	6	600.00%
<b>Foster</b>	60	63	5.00%
<b>Other Outcomes</b>	2	31	1450.00%
<b>Others</b>	<b>25</b>	<b>10</b>	<b>-60.00%</b>
<b>Spay/Neuter</b>	25	10	-60.00%
<b>Adoption</b>	19	6	-68.42%
<b>Transfer to Partner</b>	5	0	-100.00%
<b>Returned to Owner</b>	1	0	-100.00%
<b>Foster</b>	0	3	300.00%
<b>Other Outcomes</b>	0	1	100.00%

# The Animal Foundation Dashboard

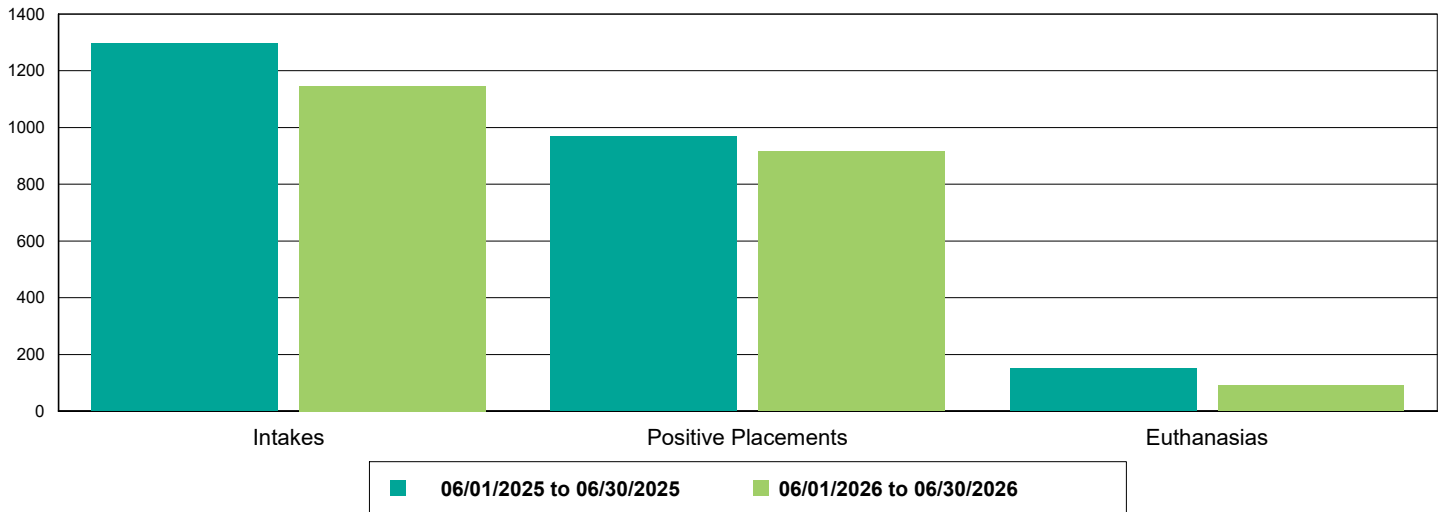


All of us for all of them.

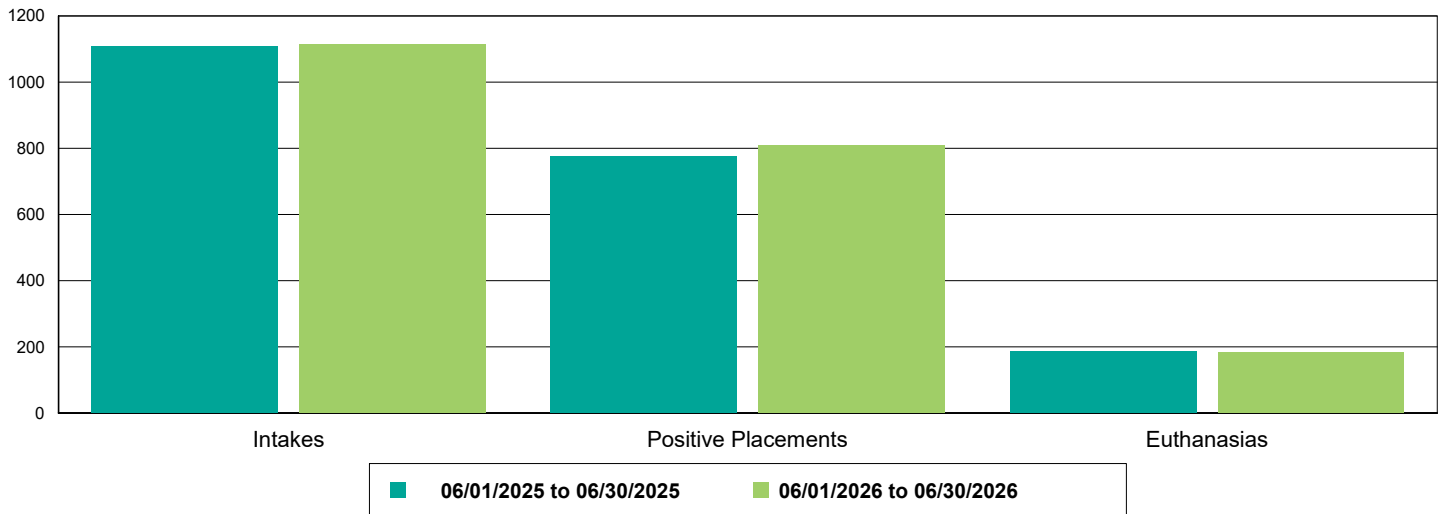
## Public Services

	06/01/25 to 06/30/25	06/01/26 to 06/30/26	Percent Change
<b>Dogs</b>	<b>679</b>	<b>671</b>	<b>-1.18%</b>
Owner Requested Euthanasia	63	145	130.16%
Vaccine Clinic - Animals Vaccinated	616	526	-14.61%
Bordetella	258	217	-15.89%
Canine Influenza	66	35	-46.97%
DAPPv	482	444	-7.88%
DEWORM	163	135	-17.18%
LEPTO 4	61	33	-45.90%
MICROCHIP	82	75	-8.54%
Rabies	427	334	-21.78%
<b>Cats</b>	<b>218</b>	<b>231</b>	<b>5.96%</b>
Owner Requested Euthanasia	14	23	64.29%
Vaccine Clinic - Animals Vaccinated	204	208	1.96%
DEWORM	89	80	-10.11%
FeLV	37	28	-24.32%
FRCPC	194	192	-1.03%
MICROCHIP	40	23	-42.50%
Rabies	125	111	-11.20%
<b>Others</b>	<b>1</b>	<b>7</b>	<b>600.00%</b>
Owner Requested Euthanasia	1	7	600.00%

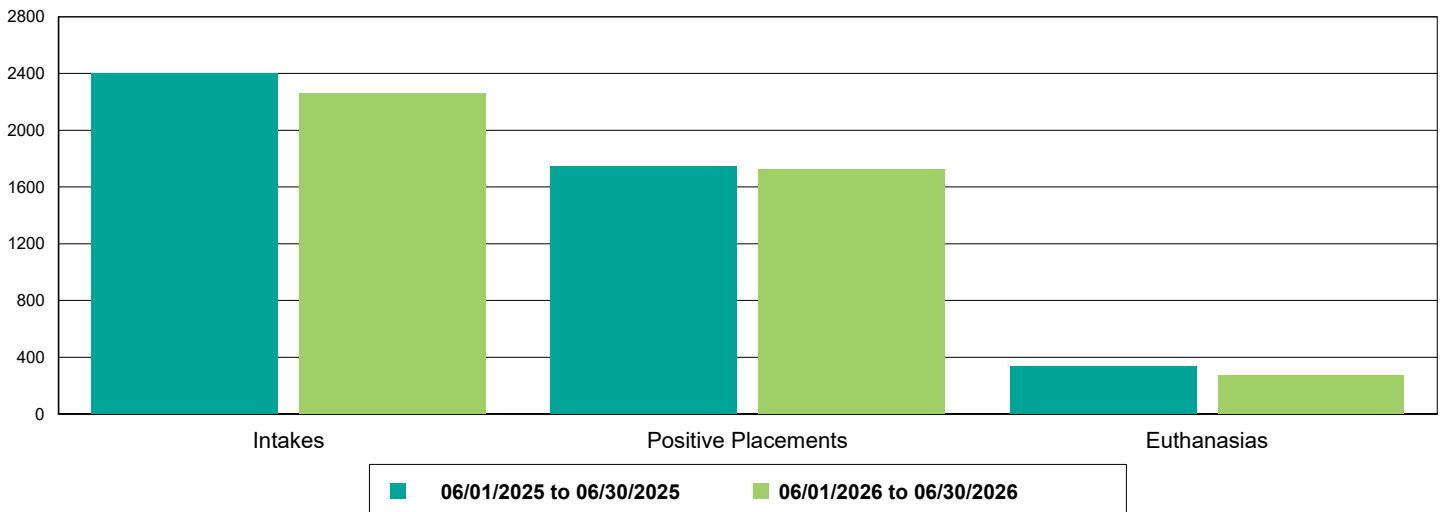
## Dog Intakes, Positive Placements, and Euthanasias



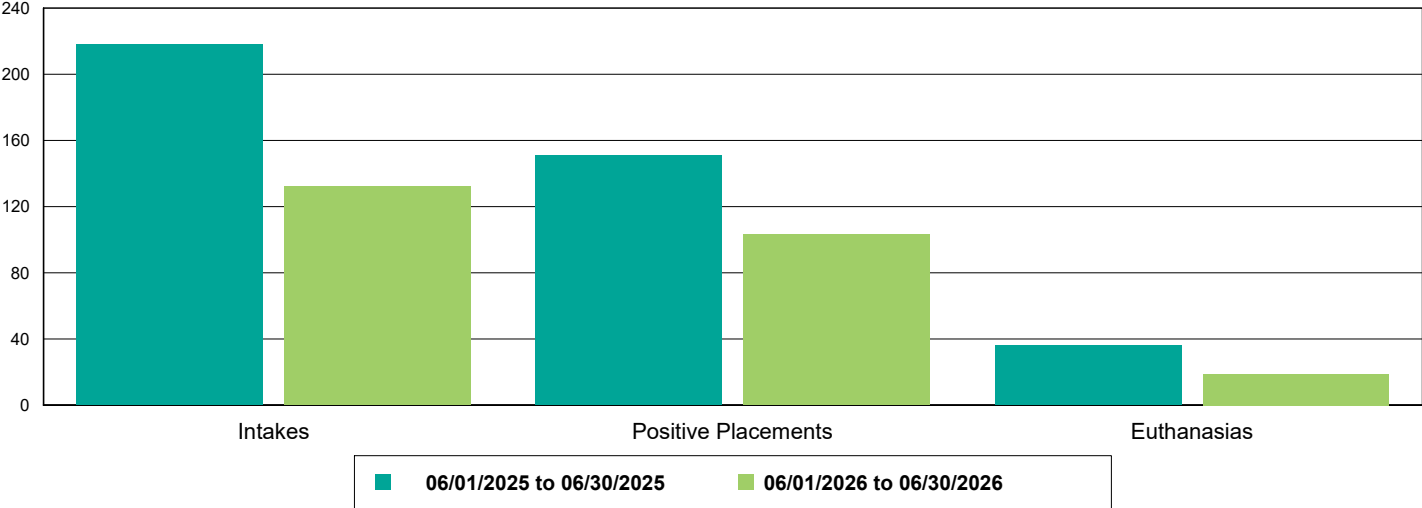
## Cat Intakes, Positive Placements, and Euthanasias



## Dogs And Cats Intakes, Positive Placements, and Euthanasias



## Other Intakes, Positive Placements, and Euthanasias



## Live Release, Euthanasia, and Adoption Return Rates

06/01/25 to 06/30/25

06/01/26 to 06/30/26

Percent Change

### All Jurisdictions

#### Total

<b>Live Release Rate</b>	79.45%	84.36%	6.19%
<b>Euthanasia Rate</b>	15.65%	13.47%	-13.92%
<b>Adoption Return Rate</b>	4.19%	3.89%	-7.19%

#### Dogs and Cats

<b>Live Release Rate</b>	80.17%	84.77%	5.74%
<b>Euthanasia Rate</b>	15.50%	13.41%	-13.50%
<b>Adoption Return Rate</b>	4.14%	4.15%	0.19%

#### Young (<= 5 mo)

<b>Live Release Rate</b>	72.21%	80.84%	11.95%
<b>Euthanasia Rate</b>	18.35%	16.50%	-10.07%
<b>Adoption Return Rate</b>	1.38%	1.53%	11.31%

#### Adult (>= 6 mo)

<b>Live Release Rate</b>	84.39%	86.90%	2.98%
<b>Euthanasia Rate</b>	13.99%	11.73%	-16.16%
<b>Adoption Return Rate</b>	6.42%	6.75%	5.28%

#### Dogs

<b>Live Release Rate</b>	84.99%	89.46%	5.27%
<b>Euthanasia Rate</b>	13.17%	8.88%	-32.59%
<b>Adoption Return Rate</b>	6.38%	6.71%	5.20%

#### Young (<= 5 mo)

<b>Live Release Rate</b>	91.26%	95.61%	4.77%
<b>Euthanasia Rate</b>	4.85%	0.88%	-81.93%
<b>Adoption Return Rate</b>	0.00%	0.00%	0.00%

#### Adult (>= 6 mo)

<b>Live Release Rate</b>	84.36%	88.69%	5.13%
<b>Euthanasia Rate</b>	14.00%	9.88%	-29.41%
<b>Adoption Return Rate</b>	7.23%	7.98%	10.35%

#### Cats

<b>Live Release Rate</b>	74.88%	80.02%	6.87%
<b>Euthanasia Rate</b>	18.07%	18.00%	-0.36%
<b>Adoption Return Rate</b>	2.02%	2.00%	-0.60%

#### Young (<= 5 mo)

<b>Live Release Rate</b>	69.18%	78.04%	12.80%
<b>Euthanasia Rate</b>	20.49%	19.47%	-5.00%
<b>Adoption Return Rate</b>	1.57%	1.79%	13.68%

#### Adult (>= 6 mo)

<b>Live Release Rate</b>	84.46%	82.93%	-1.81%
<b>Euthanasia Rate</b>	13.99%	15.85%	13.32%
<b>Adoption Return Rate</b>	3.48%	2.78%	-20.14%

# The Animal Foundation Dashboard



All of us for all of them.

Others			
<b>Live Release Rate</b>	71.90%	78.03%	8.52%
<b>Euthanasia Rate</b>	17.14%	14.39%	-16.04%
<b>Adoption Return Rate</b>	4.55%	1.15%	-74.71%
<b>Young (&lt;= 5 mo)</b>			
<b>Live Release Rate</b>	0.00%	100.00%	10,000.00%
<b>Euthanasia Rate</b>	0.00%	0.00%	0.00%
<b>Adoption Return Rate</b>	0.00%	0.00%	0.00%
<b>Adult (&gt;= 6 mo)</b>			
<b>Live Release Rate</b>	73.30%	76.80%	4.77%
<b>Euthanasia Rate</b>	17.48%	15.20%	-13.02%
<b>Adoption Return Rate</b>	4.55%	1.19%	-73.81%