

# The Animal Foundation Dashboard



All of us for all of them.

## Intake Totals

	04/01/25 to 04/30/25	04/01/26 to 04/30/26	Percent Change
<b>All Jurisdictions</b>	<b>2,677</b>	<b>2,523</b>	<b>-5.75%</b>
<b>Dogs</b>	<b>1,318</b>	<b>1,211</b>	<b>-8.12%</b>
<b>Picked up by Animal Control</b>	811	764	-5.80%
<b>Stray Animals</b>	518	417	-19.50%
<b>Owner Surrenders</b>	94	94	0.00%
<b>Confiscations</b>	199	253	27.14%
<b>Dropped off at The Animal Foundation</b>	507	447	-11.83%
<b>Stray Animals</b>	347	280	-19.31%
<b>Owner Surrenders</b>	120	111	-7.50%
<b>Adoption Returns</b>	33	47	42.42%
<b>Born at TAF</b>	7	9	28.57%
<b>Cats</b>	<b>1,064</b>	<b>1,188</b>	<b>11.65%</b>
<b>Picked up by Animal Control</b>	508	625	23.03%
<b>Stray Animals</b>	394	464	17.77%
<b>Owner Surrenders</b>	40	66	65.00%
<b>Confiscations</b>	74	95	28.38%
<b>Dropped off at The Animal Foundation</b>	556	563	1.26%
<b>Stray Animals</b>	473	484	2.33%
<b>Owner Surrenders</b>	61	62	1.64%
<b>Adoption Returns</b>	8	11	37.50%
<b>Born at TAF</b>	14	6	-57.14%
<b>Others</b>	<b>295</b>	<b>124</b>	<b>-57.97%</b>
<b>Picked up by Animal Control</b>	230	69	-70.00%
<b>Stray Animals</b>	62	46	-25.81%
<b>Owner Surrenders</b>	19	10	-47.37%
<b>Confiscations</b>	149	13	-91.28%
<b>Dropped off at The Animal Foundation</b>	65	55	-15.38%
<b>Stray Animals</b>	15	20	33.33%
<b>Owner Surrenders</b>	33	32	-3.03%
<b>Adoption Returns</b>	0	2	200.00%
<b>Born at TAF</b>	17	1	-94.12%

# The Animal Foundation Dashboard



All of us for all of them.

## Outcome Totals

	04/01/25 to 04/30/25	04/01/26 to 04/30/26	Percent Change
<b>All Jurisdictions</b>	<b>2,173</b>	<b>2,407</b>	<b>10.77%</b>
<b>Dogs</b>	<b>1,240</b>	<b>1,351</b>	<b>8.95%</b>
Adoption	491	666	35.64%
Died	4	9	125.00%
Euthanasia	196	106	-45.92%
Missing/Escaped	12	9	-25.00%
Returned to Owner	361	331	-8.31%
Transfer	176	230	30.68%
<b>Cats</b>	<b>736</b>	<b>918</b>	<b>24.73%</b>
Adoption	282	322	14.18%
Died	42	43	2.38%
Euthanasia	153	200	30.72%
Missing/Escaped	9	2	-77.78%
Returned to Owner	32	39	21.88%
RTF	21	17	-19.05%
SNR	144	154	6.94%
Transfer	53	141	166.04%
<b>Others</b>	<b>197</b>	<b>138</b>	<b>-29.95%</b>
Adoption	68	91	33.82%
Died	27	2	-92.59%
Euthanasia	43	16	-62.79%
Missing/Escaped	2	1	-50.00%
Returned to Owner	10	6	-40.00%
RTF	4	4	0.00%
Transfer	43	18	-58.14%

## Foster Statistics

04/01/25 to 04/30/25

04/01/26 to 04/30/26

Percent Change

### All Jurisdictions

#### Total

<b>Animals Sent to Foster</b>	482	462	-4.15%
<b>Animal Returned from Foster</b>	239	324	35.56%
<b>Foster Parents</b>	236	201	-14.83%
<b>Avg. Time in Foster</b>	90	91	1.38%

#### Dogs

<b>Animals Sent to Foster</b>	136	126	-7.35%
<b>Animal Returned from Foster</b>	131	149	13.74%
<b>Foster Parents</b>	107	93	-13.08%
<b>Avg. Time in Foster</b>	64	54	-14.89%

#### Cats

<b>Animals Sent to Foster</b>	331	336	1.51%
<b>Animal Returned from Foster</b>	107	174	62.62%
<b>Foster Parents</b>	126	110	-12.70%
<b>Avg. Time in Foster</b>	124	123	-0.06%

#### Others

<b>Animals Sent to Foster</b>	15	0	-100.00%
<b>Animal Returned from Foster</b>	1	1	0.00%
<b>Foster Parents</b>	4	0	-100.00%
<b>Avg. Time in Foster</b>	2	115	6,327.91%

## Shelter Surgery Totals

	04/1/25 to 04/30/25	04/1/26 to 04/30/26	Percent Change
<b>All Jurisdictions</b>	<b>876</b>	<b>1,046</b>	<b>19.41%</b>
<b>Dogs</b>	<b>573</b>	<b>688</b>	<b>20.07%</b>
Spay/Neuter	570	688	20.70%
Adoption	295	341	15.59%
Transfer to Partner	50	57	14.00%
Returned to Owner	166	176	6.02%
Foster	55	34	-38.18%
Other Outcomes	4	80	1900.00%
Other Surgery	3	0	-100.00%
Adoption	1	0	-100.00%
Returned to Owner	2	0	-100.00%
<b>Cats</b>	<b>285</b>	<b>345</b>	<b>21.05%</b>
Spay/Neuter	285	345	21.05%
Adoption	184	190	3.26%
Transfer to Partner	7	11	57.14%
Returned to Owner	10	18	80.00%
SNR	59	74	25.42%
TNR	1	8	700.00%
Foster	20	15	-25.00%
Other Outcomes	4	29	625.00%
<b>Others</b>	<b>18</b>	<b>13</b>	<b>-27.78%</b>
Spay/Neuter	18	13	-27.78%
Adoption	16	12	-25.00%
Returned to Owner	1	0	-100.00%
Other Outcomes	1	1	0.00%

# The Animal Foundation Dashboard



All of us for all of them.

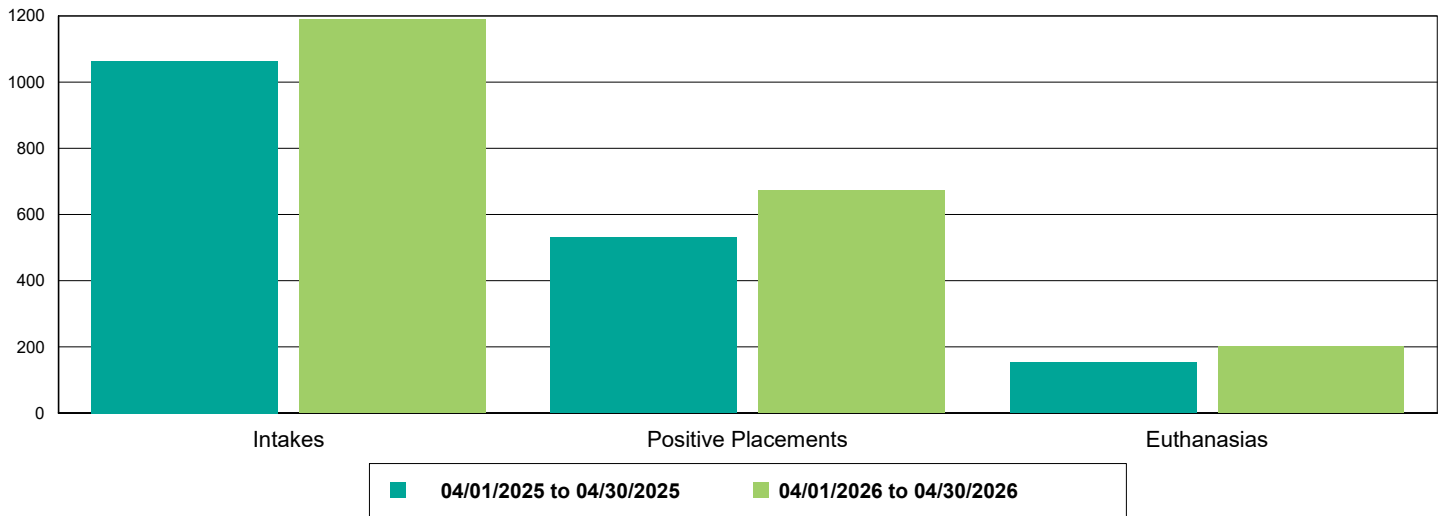
## Public Services

	04/01/25 to 04/30/25	04/01/26 to 04/30/26	Percent Change
<b>Dogs</b>	<b>642</b>	<b>832</b>	<b>29.60%</b>
Owner Requested Euthanasia	83	117	40.96%
Vaccine Clinic - Animals Vaccinated	559	715	27.91%
Bordetella	189	224	18.52%
Canine Influenza	73	50	-31.51%
DAPPv	451	572	26.83%
DEWORM	164	191	16.46%
LEPTO 4	47	45	-4.26%
MICROCHIP	100	102	2.00%
Rabies	364	463	27.20%
<b>Cats</b>	<b>155</b>	<b>188</b>	<b>21.29%</b>
Owner Requested Euthanasia	9	23	155.56%
Vaccine Clinic - Animals Vaccinated	146	165	13.01%
DEWORM	68	62	-8.82%
FeLV	33	27	-18.18%
FRCPC	123	146	18.70%
MICROCHIP	31	21	-32.26%
Rabies	109	109	0.00%
<b>Others</b>	<b>1</b>	<b>3</b>	<b>200.00%</b>
Owner Requested Euthanasia	0	3	300.00%

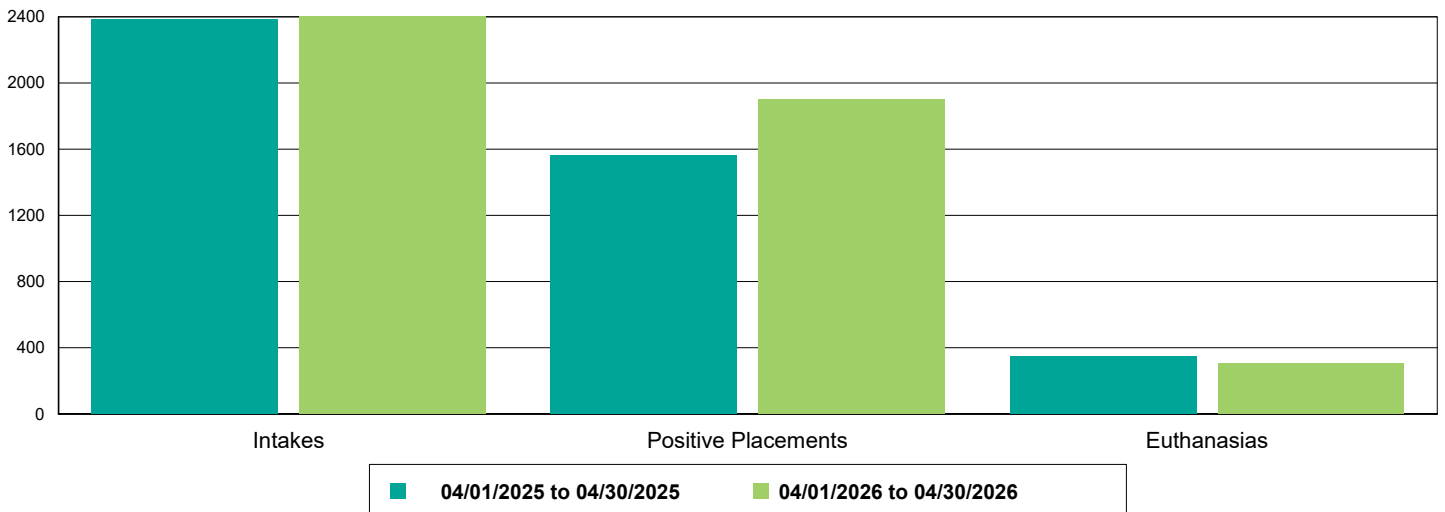
## Dog Intakes, Positive Placements, and Euthanasias



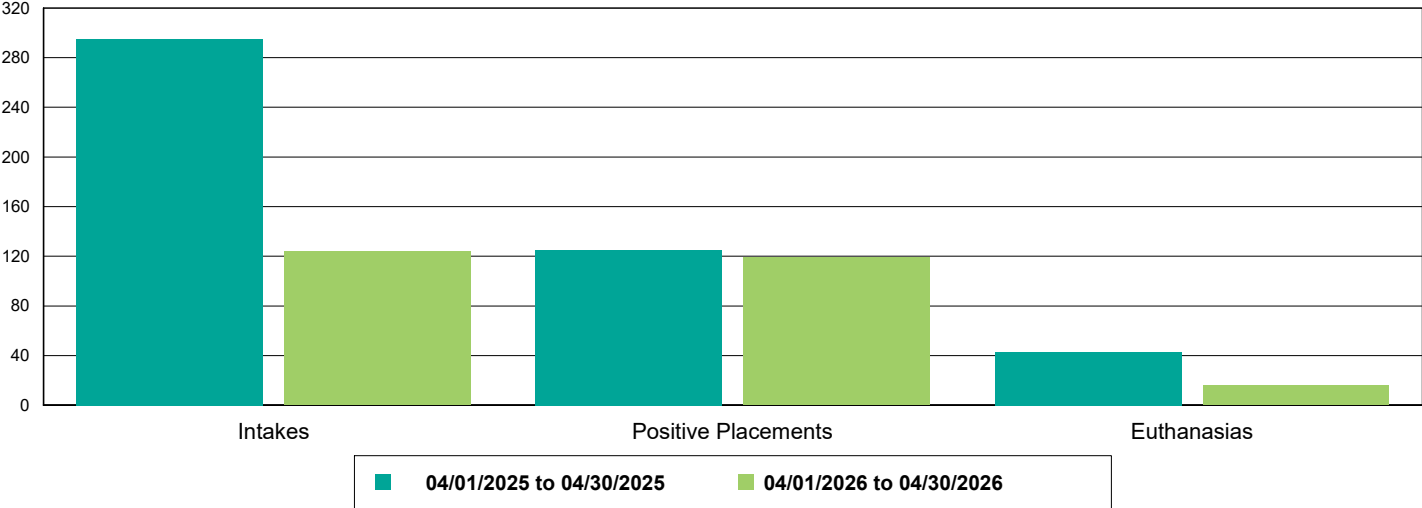
## Cat Intakes, Positive Placements, and Euthanasias



## Dogs And Cats Intakes, Positive Placements, and Euthanasias



## Other Intakes, Positive Placements, and Euthanasias



## Live Release, Euthanasia, and Adoption Return Rates

04/01/25 to 04/30/25

04/01/26 to 04/30/26

Percent Change

### All Jurisdictions

#### Total

Live Release Rate	77.54%	83.88%	8.17%
Euthanasia Rate	18.04%	13.38%	-25.84%
Adoption Return Rate	4.88%	5.56%	14.06%

#### Dogs and Cats

Live Release Rate	78.95%	83.74%	6.07%
Euthanasia Rate	17.66%	13.49%	-23.64%
Adoption Return Rate	5.30%	5.87%	10.68%

#### Young (<= 5 mo)

Live Release Rate	63.61%	65.18%	2.47%
Euthanasia Rate	24.36%	26.89%	10.39%
Adoption Return Rate	2.11%	0.89%	-57.93%

#### Adult (>= 6 mo)

Live Release Rate	82.24%	89.21%	8.48%
Euthanasia Rate	16.23%	9.53%	-41.26%
Adoption Return Rate	6.02%	7.34%	21.87%

#### Dogs

Live Release Rate	82.90%	90.82%	9.55%
Euthanasia Rate	15.81%	7.85%	-50.36%
Adoption Return Rate	6.72%	7.06%	5.00%

#### Young (<= 5 mo)

Live Release Rate	91.86%	89.73%	-2.32%
Euthanasia Rate	6.98%	6.16%	-11.64%
Adoption Return Rate	2.94%	0.00%	-100.00%

#### Adult (>= 6 mo)

Live Release Rate	82.24%	90.95%	10.60%
Euthanasia Rate	16.46%	8.05%	-51.11%
Adoption Return Rate	7.00%	8.22%	17.35%

#### Cats

Live Release Rate	72.28%	73.31%	1.42%
Euthanasia Rate	20.79%	21.79%	4.80%
Adoption Return Rate	2.84%	3.42%	20.42%

#### Young (<= 5 mo)

Live Release Rate	54.37%	55.53%	2.12%
Euthanasia Rate	30.04%	35.04%	16.65%
Adoption Return Rate	1.85%	1.53%	-17.56%

#### Adult (>= 6 mo)

Live Release Rate	82.24%	85.37%	3.81%
Euthanasia Rate	15.64%	12.80%	-18.20%
Adoption Return Rate	3.45%	4.71%	36.65%

# The Animal Foundation Dashboard



All of us for all of them.

Others			
<b>Live Release Rate</b>	63.45%	86.23%	35.90%
<b>Euthanasia Rate</b>	21.83%	11.59%	-46.88%
<b>Adoption Return Rate</b>	0.00%	2.20%	219.78%
<b>Young (&lt;= 5 mo)</b>			
<b>Live Release Rate</b>	80.00%	77.78%	-2.78%
<b>Euthanasia Rate</b>	0.00%	22.22%	2,222.22%
<b>Adoption Return Rate</b>	0.00%	16.67%	1,666.67%
<b>Adult (&gt;= 6 mo)</b>			
<b>Live Release Rate</b>	63.02%	86.82%	37.77%
<b>Euthanasia Rate</b>	22.40%	10.85%	-51.54%
<b>Adoption Return Rate</b>	0.00%	1.18%	117.65%