

The Animal Foundation Dashboard



All of us for all of them.

Intake Totals

	03/01/25 to 03/31/25	03/01/26 to 03/31/26	Percent Change
All Jurisdictions	2,440	2,341	-4.06%
Dogs	1,306	1,350	3.37%
Picked up by Animal Control	785	892	13.63%
Stray Animals	487	465	-4.52%
Owner Surrenders	101	182	80.20%
Confiscations	197	245	24.37%
Dropped off at The Animal Foundation	521	458	-12.09%
Stray Animals	349	287	-17.77%
Owner Surrenders	140	127	-9.29%
Adoption Returns	32	44	37.50%
Cats	910	851	-6.48%
Picked up by Animal Control	490	482	-1.63%
Stray Animals	264	330	25.00%
Owner Surrenders	138	33	-76.09%
Confiscations	88	119	35.23%
Dropped off at The Animal Foundation	420	369	-12.14%
Stray Animals	348	303	-12.93%
Owner Surrenders	55	49	-10.91%
Adoption Returns	9	4	-55.56%
Born at TAF	8	13	62.50%
Others	224	140	-37.50%
Picked up by Animal Control	131	76	-41.98%
Stray Animals	63	43	-31.75%
Owner Surrenders	18	5	-72.22%
Confiscations	50	28	-44.00%
Dropped off at The Animal Foundation	93	64	-31.18%
Stray Animals	41	26	-36.59%
Owner Surrenders	37	30	-18.92%
Adoption Returns	2	1	-50.00%
Born at TAF	13	7	-46.15%

The Animal Foundation Dashboard



All of us for all of them.

Outcome Totals

	03/01/25 to 03/31/25	03/01/26 to 03/31/26	Percent Change
All Jurisdictions	2,503	2,252	-10.03%
Dogs	1,439	1,329	-7.64%
Adoption	705	631	-10.50%
Died	5	6	20.00%
Euthanasia	156	127	-18.59%
Missing/Escaped	11	10	-9.09%
Returned to Owner	362	330	-8.84%
Transfer	200	225	12.50%
Cats	827	740	-10.52%
Adoption	382	260	-31.94%
Died	17	31	82.35%
Euthanasia	108	147	36.11%
Missing/Escaped	5	7	40.00%
Returned to Owner	40	32	-20.00%
RTF	18	14	-22.22%
SNR	140	154	10.00%
Transfer	117	95	-18.80%
Others	237	183	-22.78%
Adoption	139	123	-11.51%
Died	7	12	71.43%
Euthanasia	53	12	-77.36%
Missing/Escaped	2	1	-50.00%
Returned to Owner	7	15	114.29%
RTF	1	0	-100.00%
Transfer	28	20	-28.57%

Foster Statistics

03/01/25 to 03/31/25 03/01/26 to 03/31/26 Percent Change

All Jurisdictions

Total

Animals Sent to Foster	330	363	10.00%
Animal Returned from Foster	463	329	-28.94%
Foster Parents	173	203	17.34%
Avg. Time in Foster	127	95	-24.88%

Dogs

Animals Sent to Foster	143	143	0.00%
Animal Returned from Foster	277	173	-37.55%
Foster Parents	115	123	6.96%
Avg. Time in Foster	104	53	-49.21%

Cats

Animals Sent to Foster	187	212	13.37%
Animal Returned from Foster	185	149	-19.46%
Foster Parents	58	81	39.66%
Avg. Time in Foster	160	148	-8.02%

Others

Animals Sent to Foster	0	8	800.00%
Animal Returned from Foster	1	7	600.00%
Foster Parents	0	1	100.00%
Avg. Time in Foster	227	32	-85.78%

Shelter Surgery Totals

	03/1/25 to 03/31/25	03/1/26 to 03/31/26	Percent Change
All Jurisdictions	990	1,017	2.73%
Dogs	647	648	0.15%
Spay/Neuter	644	648	0.62%
Adoption	334	246	-26.35%
Transfer to Partner	59	57	-3.39%
Returned to Owner	169	172	1.78%
Foster	78	33	-57.69%
Other Outcomes	4	140	3400.00%
Other Surgery	3	0	-100.00%
Returned to Owner	2	0	-100.00%
Foster	1	0	-100.00%
Cats	320	340	6.25%
Spay/Neuter	320	340	6.25%
Adoption	159	107	-32.70%
Transfer to Partner	15	5	-66.67%
Returned to Owner	17	15	-11.76%
SNR	108	113	4.63%
TNR	1	22	2100.00%
Foster	16	17	6.25%
Other Outcomes	4	61	1425.00%
Others	23	29	26.09%
Spay/Neuter	23	29	26.09%
Adoption	22	16	-27.27%
Transfer to Partner	0	5	500.00%
Foster	0	1	100.00%
Other Outcomes	1	7	600.00%

The Animal Foundation Dashboard

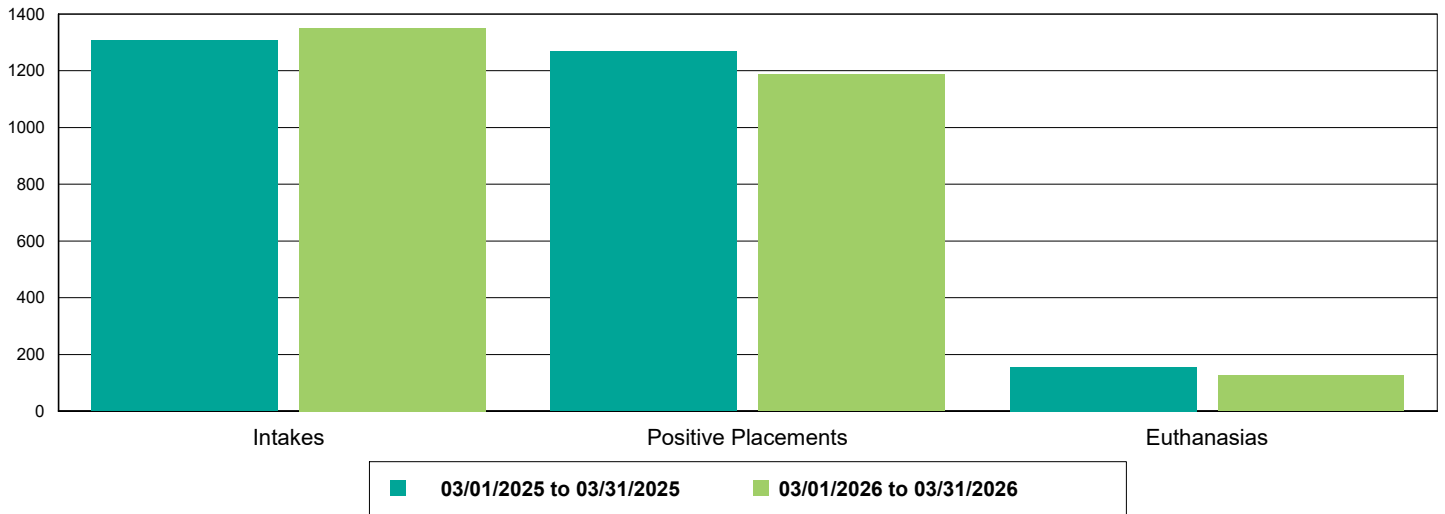


All of us for all of them.

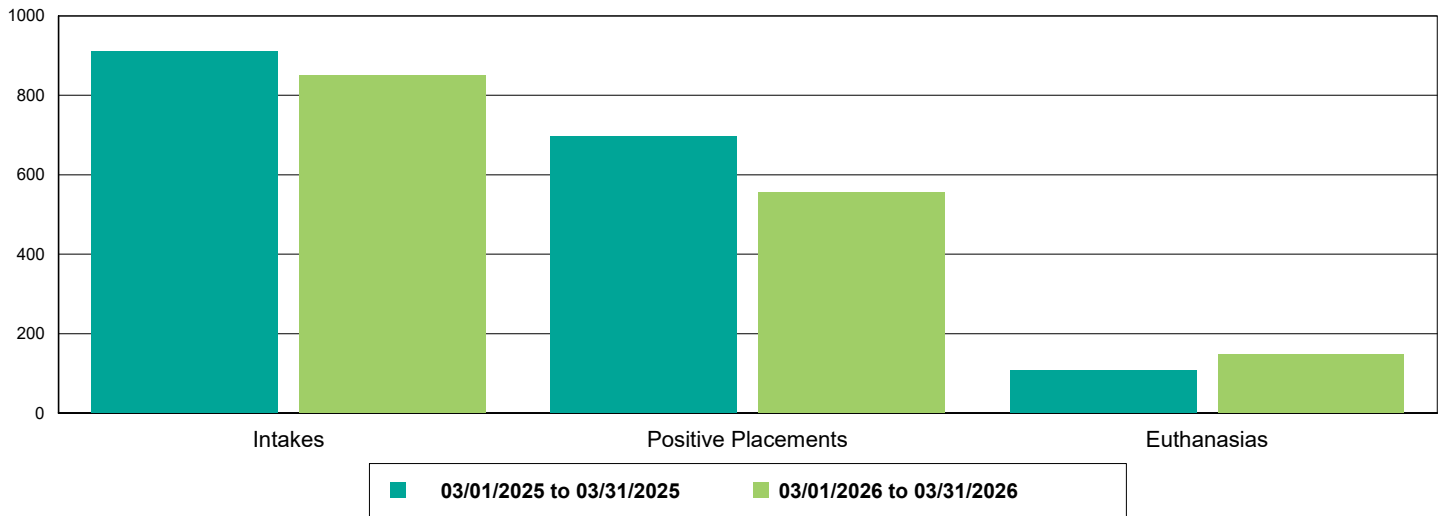
Public Services

	03/01/25 to 03/31/25	03/01/26 to 03/31/26	Percent Change
Dogs	719	777	8.07%
Owner Requested Euthanasia	86	127	47.67%
Vaccine Clinic - Animals Vaccinated	633	650	2.69%
Bordetella	268	216	-19.40%
Canine Influenza	92	47	-48.91%
DAPPv	503	536	6.56%
DEWORM	218	153	-29.82%
LEPTO 4	66	31	-53.03%
MICROCHIP	139	135	-2.88%
Rabies	430	442	2.79%
Cats	146	210	43.84%
Owner Requested Euthanasia	12	30	150.00%
Vaccine Clinic - Animals Vaccinated	134	180	34.33%
DEWORM	58	60	3.45%
FeLV	4	37	825.00%
FRCPC	119	148	24.37%
MICROCHIP	28	34	21.43%
Rabies	101	134	32.67%
Others	1	4	300.00%
Owner Requested Euthanasia	1	4	300.00%

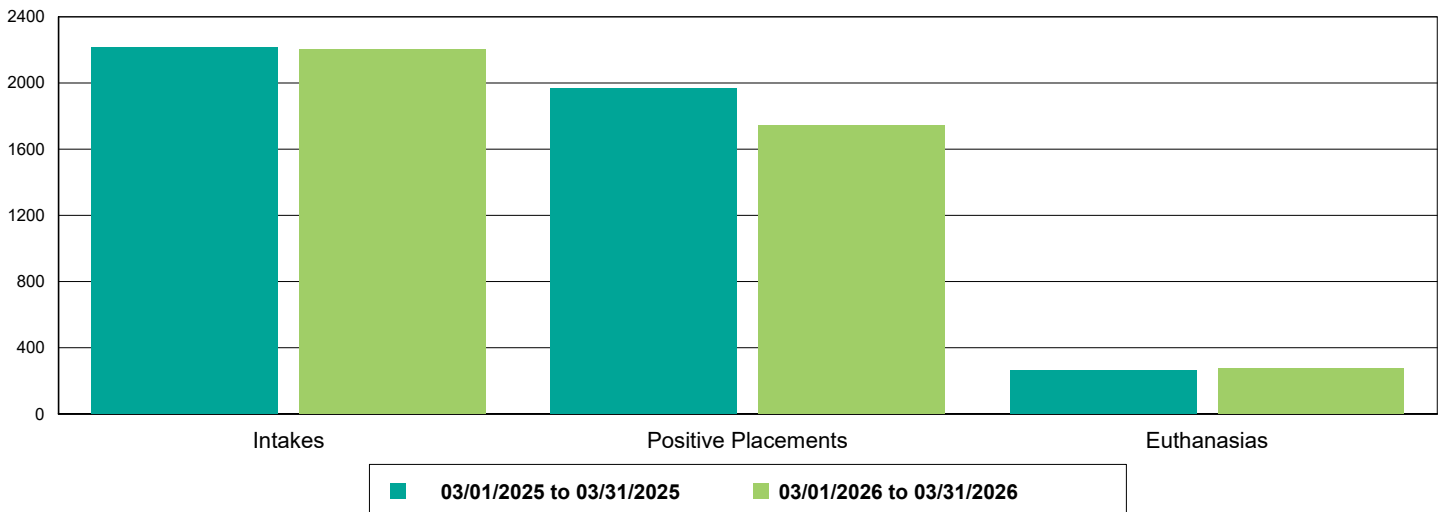
Dog Intakes, Positive Placements, and Euthanasias



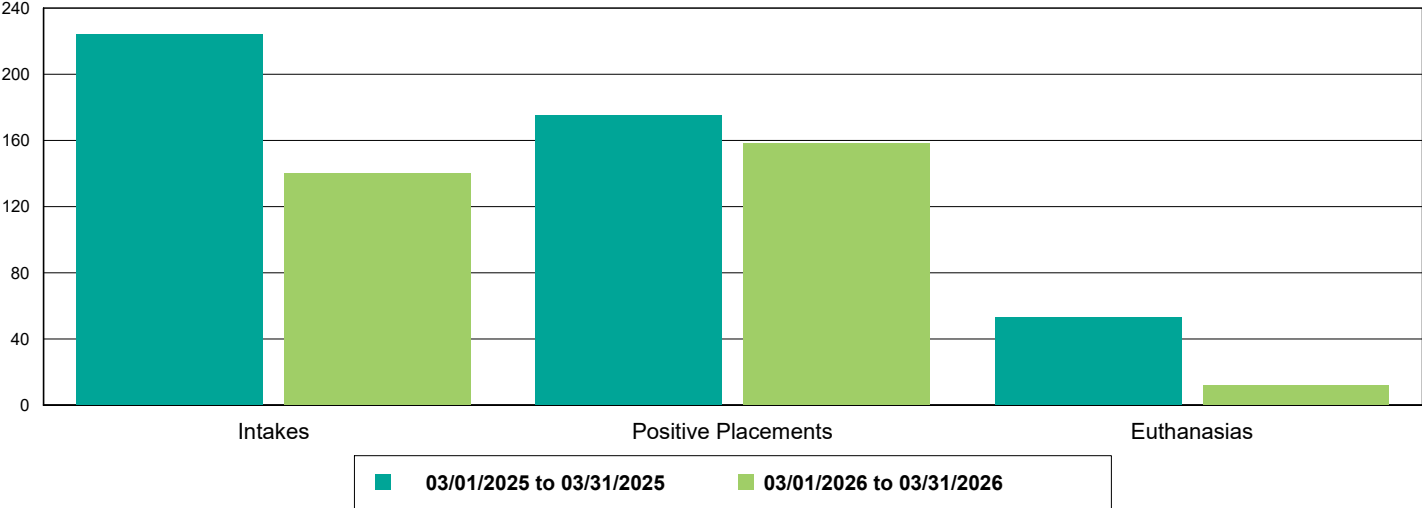
Cat Intakes, Positive Placements, and Euthanasias



Dogs And Cats Intakes, Positive Placements, and Euthanasias



Other Intakes, Positive Placements, and Euthanasias



Live Release, Euthanasia, and Adoption Return Rates

03/01/25 to 03/31/25

03/01/26 to 03/31/26

Percent Change

All Jurisdictions

Total

Live Release Rate	85.46%	84.33%	-1.33%
Euthanasia Rate	12.66%	12.70%	0.28%
Adoption Return Rate	3.51%	4.83%	37.78%

Dogs and Cats

Live Release Rate	86.67%	84.15%	-2.91%
Euthanasia Rate	11.65%	13.24%	13.67%
Adoption Return Rate	3.77%	5.39%	42.83%

Young (<= 5 mo)

Live Release Rate	84.07%	72.06%	-14.28%
Euthanasia Rate	10.51%	20.10%	91.32%
Adoption Return Rate	2.03%	1.61%	-20.43%

Adult (>= 6 mo)

Live Release Rate	87.06%	86.89%	-0.20%
Euthanasia Rate	11.82%	11.68%	-1.16%
Adoption Return Rate	4.05%	6.38%	57.73%

Dogs

Live Release Rate	88.05%	89.24%	1.35%
Euthanasia Rate	10.84%	9.56%	-11.85%
Adoption Return Rate	4.54%	6.97%	53.63%

Young (<= 5 mo)

Live Release Rate	97.53%	94.93%	-2.67%
Euthanasia Rate	0.00%	2.90%	289.86%
Adoption Return Rate	3.33%	2.33%	-30.23%

Adult (>= 6 mo)

Live Release Rate	87.48%	88.58%	1.26%
Euthanasia Rate	11.49%	10.33%	-10.10%
Adoption Return Rate	4.65%	7.71%	65.69%

Cats

Live Release Rate	84.28%	75.00%	-11.01%
Euthanasia Rate	13.06%	19.86%	52.11%
Adoption Return Rate	2.36%	1.54%	-34.70%

Young (<= 5 mo)

Live Release Rate	78.97%	59.18%	-25.06%
Euthanasia Rate	14.49%	29.80%	105.69%
Adoption Return Rate	1.14%	1.00%	-12.00%

Adult (>= 6 mo)

Live Release Rate	86.13%	82.83%	-3.84%
Euthanasia Rate	12.56%	14.95%	19.01%
Adoption Return Rate	2.72%	1.88%	-31.09%

The Animal Foundation Dashboard



All of us for all of them.

Others			
Live Release Rate	73.84%	86.34%	16.93%
Euthanasia Rate	22.36%	6.56%	-70.68%
Adoption Return Rate	1.44%	0.81%	-43.50%
Young (<= 5 mo)			
Live Release Rate	100.00%	72.73%	-27.27%
Euthanasia Rate	0.00%	9.09%	909.09%
Adoption Return Rate	0.00%	0.00%	0.00%
Adult (>= 6 mo)			
Live Release Rate	72.81%	87.21%	19.78%
Euthanasia Rate	23.25%	6.40%	-72.49%
Adoption Return Rate	1.50%	0.85%	-43.64%