

The Animal Foundation Dashboard



Intake Totals

	09/01/24 to 09/30/24	09/01/25 to 09/30/25	Percent Change
All Jurisdictions	2,244	2,356	4.99%
Dogs	1,197	1,287	7.52%
Picked up by Animal Control	805	800	-0.62%
Stray Animals	514	468	-8.95%
Owner Surrenders	96	117	21.88%
Adoption Returns	1	0	-100.00%
Confiscations	194	215	10.82%
Dropped off at The Animal Foundation	392	487	24.23%
Stray Animals	274	314	14.60%
Owner Surrenders	92	122	32.61%
Adoption Returns	21	36	71.43%
Born at TAF	5	15	200.00%
Cats	880	952	8.18%
Picked up by Animal Control	493	492	-0.20%
Stray Animals	324	340	4.94%
Owner Surrenders	87	76	-12.64%
Confiscations	82	76	-7.32%
Dropped off at The Animal Foundation	387	460	18.86%
Stray Animals	321	355	10.59%
Owner Surrenders	53	92	73.58%
Adoption Returns	6	6	0.00%
Born at TAF	7	7	0.00%
Others	167	117	-29.94%
Picked up by Animal Control	130	103	-20.77%
Stray Animals	70	53	-24.29%
Owner Surrenders	7	1	-85.71%
Confiscations	53	49	-7.55%
Dropped off at The Animal Foundation	37	14	-62.16%
Stray Animals	17	8	-52.94%
Owner Surrenders	18	6	-66.67%
Adoption Returns	2	0	-100.00%

The Animal Foundation Dashboard



Outcome Totals

	09/01/24 to 09/30/24	09/01/25 to 09/30/25	Percent Change
All Jurisdictions	2,083	2,306	10.71%
Dogs	1,134	1,189	4.85%
Adoption	463	564	21.81%
Died	4	0	-100.00%
Euthanasia	167	120	-28.14%
Missing/Escaped	13	15	15.38%
Returned to Owner	319	302	-5.33%
Transfer	168	188	11.90%
Cats	768	965	25.65%
Adoption	365	457	25.21%
Died	23	26	13.04%
Euthanasia	102	180	76.47%
Missing/Escaped	7	3	-57.14%
Returned to Owner	35	27	-22.86%
RTF	33	31	-6.06%
SNR	177	170	-3.95%
Transfer	26	71	173.08%
Others	181	152	-16.02%
Adoption	66	96	45.45%
Died	16	8	-50.00%
Euthanasia	36	11	-69.44%
Missing/Escaped	1	0	-100.00%
Returned to Owner	36	26	-27.78%
RTF	5	0	-100.00%
Transfer	21	11	-47.62%

The Animal Foundation Dashboard



Foster Statistics

09/01/24 to 09/30/24

09/01/25 to 09/30/25

Percent Change

All Jurisdictions

Total

Animals Sent to Foster	373	285	-23.59%
Animal Returned from Foster	262	296	12.98%
Foster Parents	255	177	-30.59%
Avg. Time in Foster	80	65	-18.55%

Dogs

Animals Sent to Foster	182	158	-13.19%
Animal Returned from Foster	102	145	42.16%
Foster Parents	162	122	-24.69%
Avg. Time in Foster	95	46	-51.12%

Cats

Animals Sent to Foster	191	126	-34.03%
Animal Returned from Foster	149	149	0.00%
Foster Parents	95	56	-41.05%
Avg. Time in Foster	74	84	13.37%

Others

Animals Sent to Foster	0	1	100.00%
Animal Returned from Foster	11	2	-81.82%
Foster Parents	0	1	100.00%
Avg. Time in Foster	34	90	161.73%

The Animal Foundation Dashboard



Shelter Surgery Totals

	09/1/24 to 09/30/24	09/1/25 to 09/30/25	Percent Change
All Jurisdictions	1,045	1,107	5.93%
Dogs	564	548	-2.84%
Spay/Neuter	562	546	-2.85%
Adoption	286	300	4.90%
Transfer to Partner	33	52	57.58%
Returned to Owner	178	150	-15.73%
Foster	60	41	-31.67%
Other Outcomes	5	3	-40.00%
Other Surgery	2	2	0.00%
Adoption	0	1	100.00%
Returned to Owner	2	1	-50.00%
Cats	469	553	17.91%
Spay/Neuter	469	553	17.91%
Adoption	234	330	41.03%
Transfer to Partner	3	9	200.00%
Returned to Owner	23	15	-34.78%
SNR	132	105	-20.45%
Foster	72	79	9.72%
Other Outcomes	5	15	200.00%
Others	12	6	-50.00%
Spay/Neuter	12	6	-50.00%
Adoption	10	6	-40.00%
Transfer to Partner	2	0	-100.00%

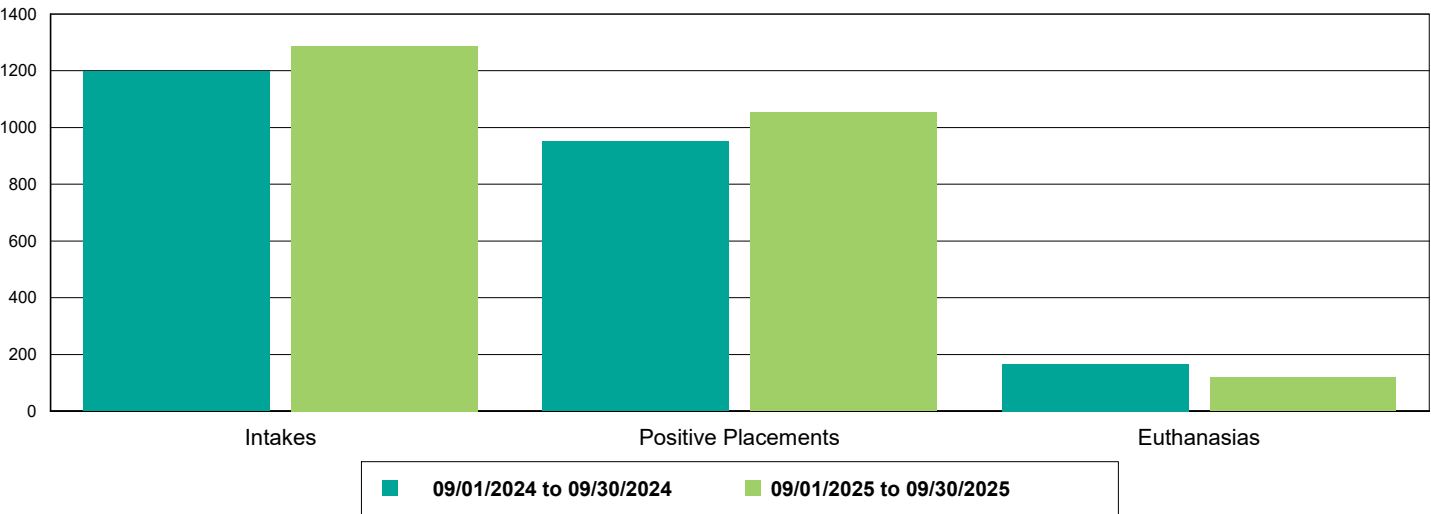
The Animal Foundation Dashboard



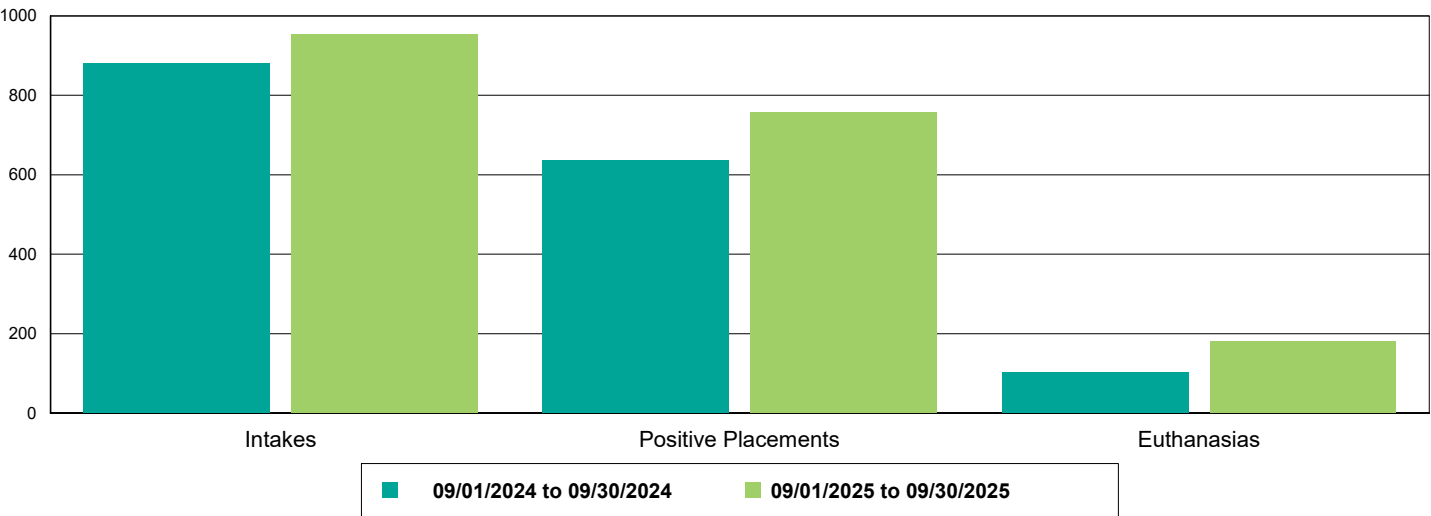
Public Services

	09/01/24 to 09/30/24	09/01/25 to 09/30/25	Percent Change
Dogs	728	596	-18.13%
Owner Requested Euthanasia	72	88	22.22%
Vaccine Clinic - Animals Vaccinated	656	508	-22.56%
Bordetella	363	158	-56.47%
Canine Influenza	0	60	6,000.00%
DAPPv	575	412	-28.35%
DEWORM	286	107	-62.59%
LEPTO 4	0	23	2,300.00%
MICROCHIP	162	92	-43.21%
Rabies	399	312	-21.80%
Cats	263	243	-7.60%
Owner Requested Euthanasia	10	15	50.00%
Vaccine Clinic - Animals Vaccinated	253	228	-9.88%
DEWORM	130	77	-40.77%
FelV	4	25	525.00%
FRCP	240	205	-14.58%
MICROCHIP	69	42	-39.13%
Rabies	148	129	-12.84%
Others	1	0	-100.00%
Owner Requested Euthanasia	1	0	-100.00%

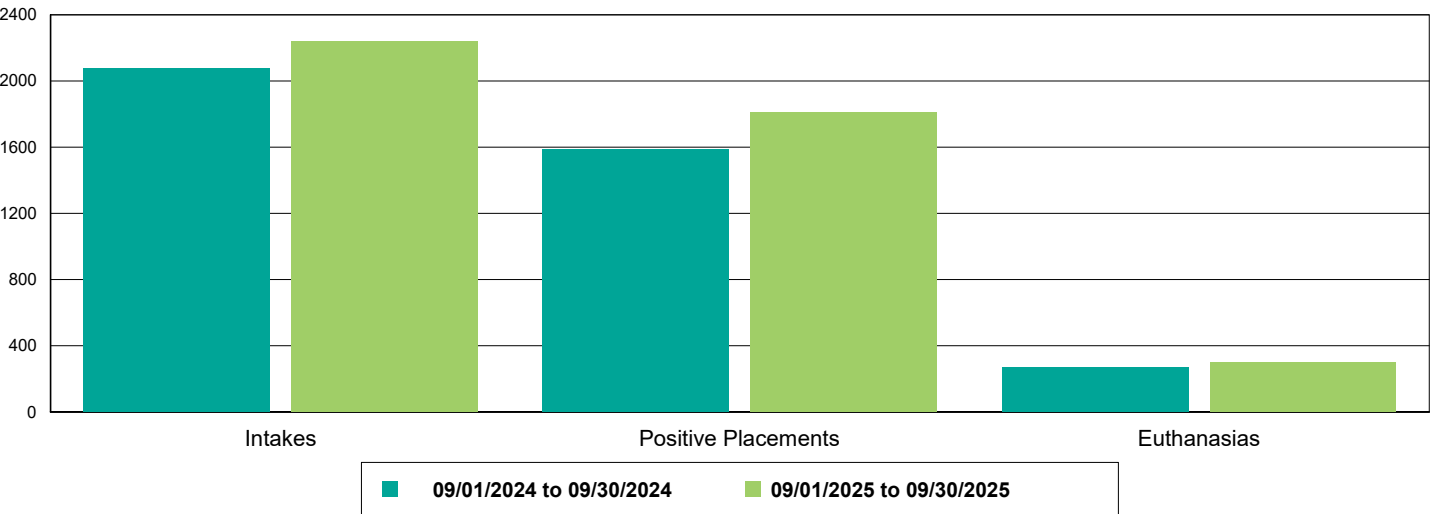
Dog Intakes, Positive Placements, and Euthanasias



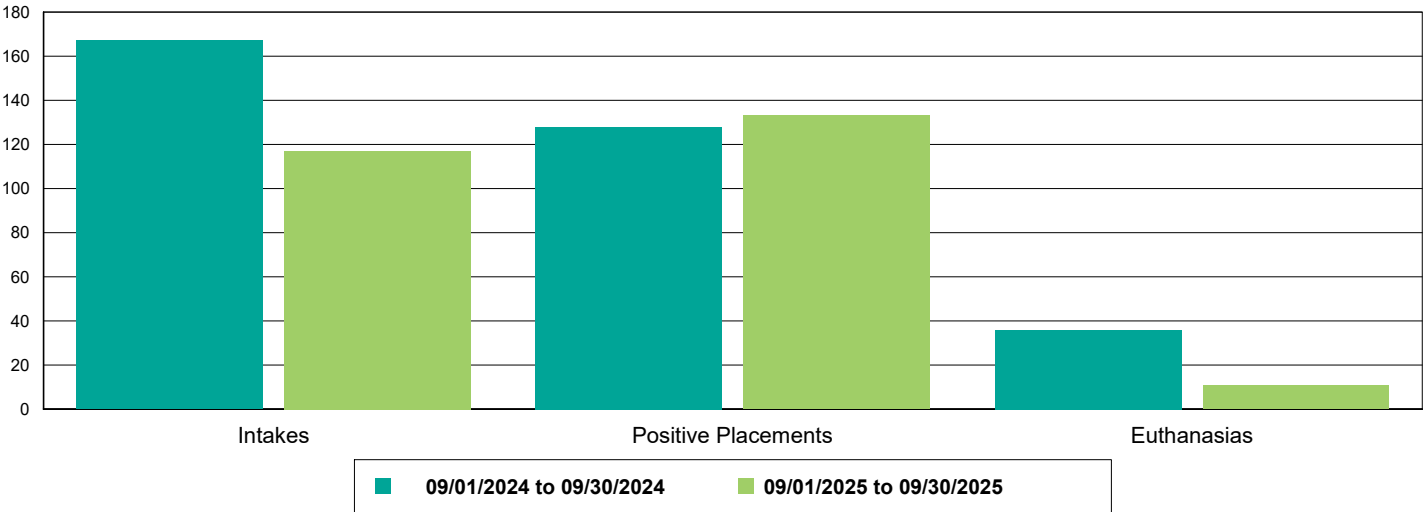
Cat Intakes, Positive Placements, and Euthanasias



Dogs And Cats Intakes, Positive Placements, and Euthanasias



Other Intakes, Positive Placements, and Euthanasias



The Animal Foundation Dashboard



Live Release, Euthanasia, and Adoption Return Rates

09/01/24 to 09/30/24

09/01/25 to 09/30/25

Percent Change

All Jurisdictions

Total

Live Release Rate	82.29%	84.26%	2.40%
Euthanasia Rate	14.64%	13.49%	-7.89%
Adoption Return Rate	3.36%	3.76%	12.05%

Dogs and Cats

Live Release Rate	83.39%	84.03%	0.77%
Euthanasia Rate	14.14%	13.93%	-1.52%
Adoption Return Rate	3.38%	4.11%	21.65%

Young (<= 5 mo)

Live Release Rate	83.94%	77.87%	-7.24%
Euthanasia Rate	9.63%	18.30%	90.00%
Adoption Return Rate	1.43%	0.86%	-39.87%

Adult (>= 6 mo)

Live Release Rate	83.22%	86.41%	3.84%
Euthanasia Rate	15.48%	12.23%	-20.99%
Adoption Return Rate	4.37%	5.79%	32.56%

Dogs

Live Release Rate	83.77%	88.65%	5.82%
Euthanasia Rate	14.73%	10.09%	-31.47%
Adoption Return Rate	4.75%	6.38%	34.33%

Young (<= 5 mo)

Live Release Rate	93.41%	98.17%	5.09%
Euthanasia Rate	3.30%	0.92%	-72.17%
Adoption Return Rate	4.88%	3.45%	-29.31%

Adult (>= 6 mo)

Live Release Rate	82.93%	87.69%	5.73%
Euthanasia Rate	15.72%	11.02%	-29.92%
Adoption Return Rate	4.74%	6.72%	41.78%

Cats

Live Release Rate	82.81%	78.34%	-5.40%
Euthanasia Rate	13.28%	18.65%	40.44%
Adoption Return Rate	1.64%	1.31%	-20.13%

Young (<= 5 mo)

Live Release Rate	81.45%	73.37%	-9.91%
Euthanasia Rate	11.30%	22.15%	95.98%
Adoption Return Rate	0.84%	0.34%	-58.97%

Adult (>= 6 mo)

Live Release Rate	83.92%	83.51%	-0.49%
Euthanasia Rate	14.89%	15.01%	0.79%
Adoption Return Rate	3.15%	2.99%	-4.94%

Others			
Live Release Rate	70.72%	87.50%	23.73%
Euthanasia Rate	19.89%	7.24%	-63.61%
Adoption Return Rate	3.03%	0.00%	-100.00%
Young (<= 5 mo)			
Live Release Rate	75.00%	0.00%	-100.00%
Euthanasia Rate	0.00%	0.00%	0.00%
Adoption Return Rate	0.00%	0.00%	0.00%
Adult (>= 6 mo)			
Live Release Rate	70.62%	87.50%	23.90%
Euthanasia Rate	20.34%	7.24%	-64.42%
Adoption Return Rate	3.17%	0.00%	-100.00%