

The Animal Foundation Dashboard



Intake Totals

	06/01/24 to 06/30/24	06/01/25 to 06/30/25	Percent Change
All Jurisdictions	2,569	2,617	1.87%
Dogs	1,455	1,295	-11.00%
Picked up by Animal Control	1,036	789	-23.84%
Stray Animals	633	470	-25.75%
Owner Surrenders	106	102	-3.77%
Confiscations	297	217	-26.94%
Dropped off at The Animal Foundation	419	506	20.76%
Stray Animals	279	363	30.11%
Owner Surrenders	115	113	-1.74%
Adoption Returns	22	30	36.36%
Born at TAF	3	0	-100.00%
Cats	848	1,104	30.19%
Picked up by Animal Control	476	486	2.10%
Stray Animals	391	369	-5.63%
Owner Surrenders	20	31	55.00%
Confiscations	65	86	32.31%
Dropped off at The Animal Foundation	372	618	66.13%
Stray Animals	320	510	59.38%
Owner Surrenders	42	87	107.14%
Adoption Returns	4	10	150.00%
Born at TAF	6	11	83.33%
Others	266	218	-18.05%
Picked up by Animal Control	232	162	-30.17%
Stray Animals	121	65	-46.28%
Owner Surrenders	1	13	1,200.00%
Confiscations	110	84	-23.64%
Dropped off at The Animal Foundation	34	56	64.71%
Stray Animals	19	22	15.79%
Owner Surrenders	12	25	108.33%
Adoption Returns	3	6	100.00%
Born at TAF	0	3	300.00%

The Animal Foundation Dashboard



Outcome Totals

	06/01/24 to 06/30/24	06/01/25 to 06/30/25	Percent Change
All Jurisdictions	2,296	2,372	3.31%
Dogs	1,205	1,139	-5.48%
Adoption	440	472	7.27%
Died	7	8	14.29%
Euthanasia	216	150	-30.56%
Missing/Escaped	8	11	37.50%
Returned to Owner	352	295	-16.19%
Transfer	182	203	11.54%
Cats	809	1,024	26.58%
Adoption	436	500	14.68%
Died	34	57	67.65%
Euthanasia	103	187	81.55%
Missing/Escaped	0	1	100.00%
Returned to Owner	32	29	-9.38%
RTF	31	14	-54.84%
SNR	136	165	21.32%
Transfer	37	71	91.89%
Others	282	209	-25.89%
Adoption	132	132	0.00%
Died	14	22	57.14%
Euthanasia	60	36	-40.00%
Missing/Escaped	1	0	-100.00%
Returned to Owner	20	4	-80.00%
RTF	13	1	-92.31%
Transfer	42	14	-66.67%

The Animal Foundation Dashboard



Foster Statistics

06/01/24 to 06/30/24

06/01/25 to 06/30/25

Percent Change

All Jurisdictions

Total

Animals Sent to Foster	521	343	-34.17%
Animal Returned from Foster	274	322	17.52%
Foster Parents	324	189	-41.67%
Avg. Time in Foster	43	70	62.36%

Dogs

Animals Sent to Foster	250	92	-63.20%
Animal Returned from Foster	89	110	23.60%
Foster Parents	219	82	-62.56%
Avg. Time in Foster	38	87	129.34%

Cats

Animals Sent to Foster	270	248	-8.15%
Animal Returned from Foster	180	210	16.67%
Foster Parents	106	109	2.83%
Avg. Time in Foster	47	61	31.68%

Others

Animals Sent to Foster	1	3	200.00%
Animal Returned from Foster	5	2	-60.00%
Foster Parents	1	3	200.00%
Avg. Time in Foster	3	0	-84.20%

The Animal Foundation Dashboard



Shelter Surgery Totals

	06/1/24 to 06/30/24	06/1/25 to 06/30/25	Percent Change
All Jurisdictions	1,095	1,113	1.64%
Dogs	518	515	-0.58%
Spay/Neuter	518	513	-0.97%
Adoption	253	298	17.79%
Transfer to Partner	52	49	-5.77%
Returned to Owner	167	125	-25.15%
Foster	43	35	-18.60%
Other Outcomes	3	6	100.00%
Other Surgery	0	2	200.00%
Returned to Owner	0	1	100.00%
Other Outcomes	0	1	100.00%
Cats	564	573	1.60%
Spay/Neuter	564	573	1.60%
Adoption	358	408	13.97%
Transfer to Partner	12	5	-58.33%
Returned to Owner	16	9	-43.75%
SNR	90	84	-6.67%
TNR	1	0	-100.00%
Foster	85	60	-29.41%
Other Outcomes	2	7	250.00%
Others	13	25	92.31%
Spay/Neuter	13	25	92.31%
Adoption	9	18	100.00%
Transfer to Partner	3	5	66.67%
Returned to Owner	0	1	100.00%
Other Outcomes	1	1	0.00%

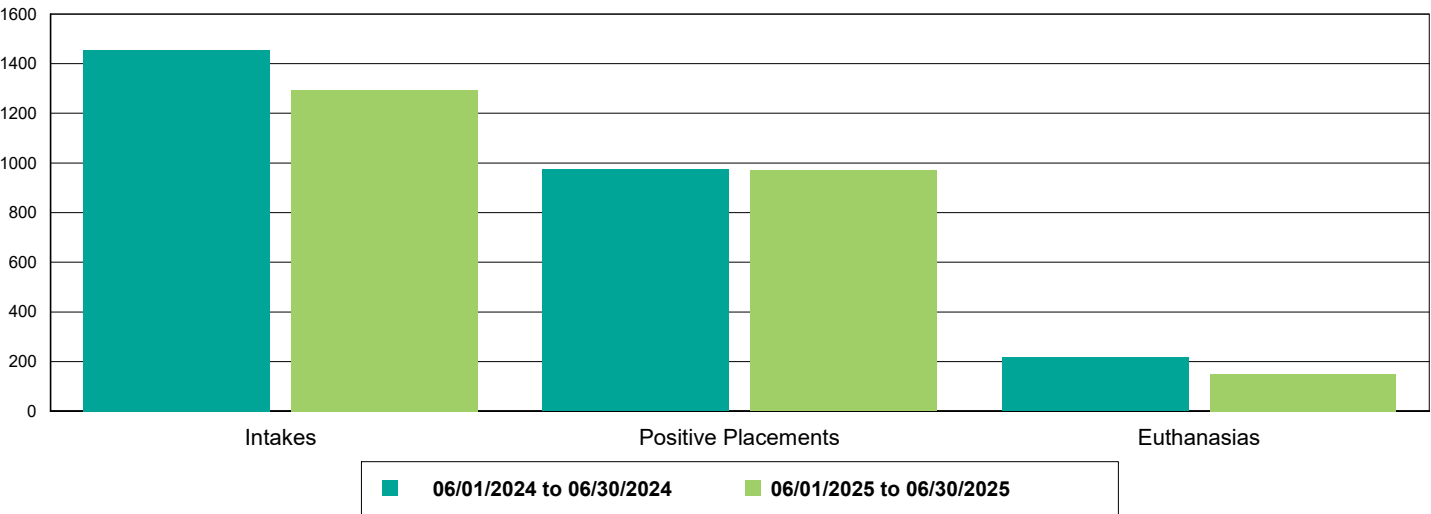
The Animal Foundation Dashboard



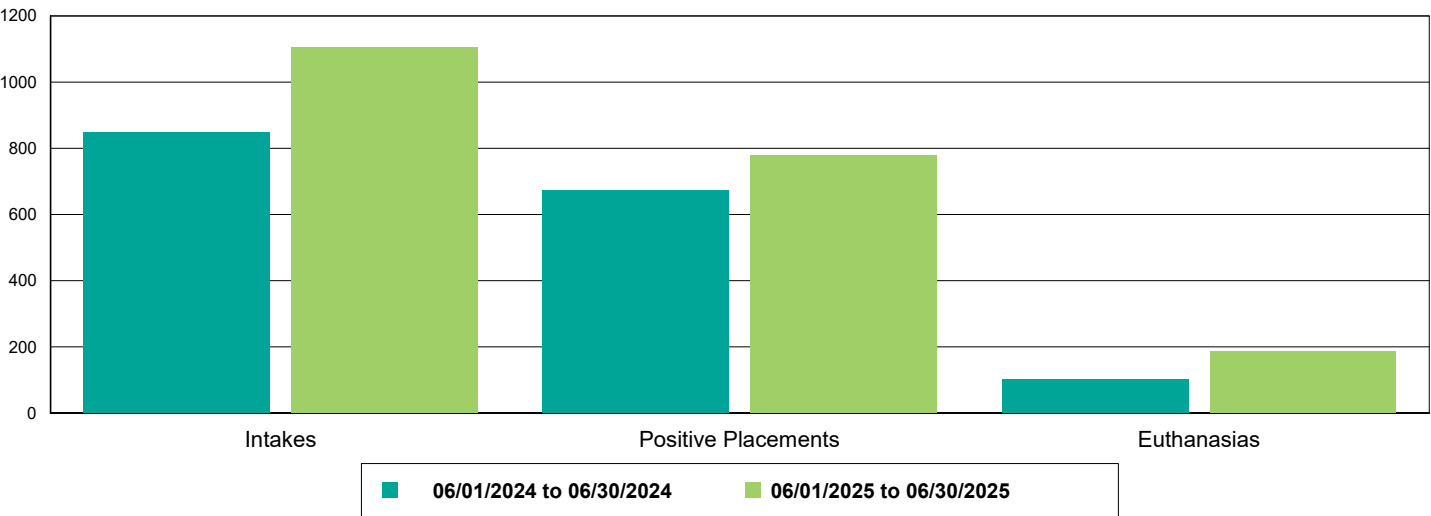
Public Services

	06/01/24 to 06/30/24	06/01/25 to 06/30/25	Percent Change
Dogs	729	679	-6.86%
Owner Requested Euthanasia	73	63	-13.70%
Vaccine Clinic - Animals Vaccinated	656	616	-6.10%
Bordetella	334	258	-22.75%
Canine Influenza	0	66	6,600.00%
DAPPv	567	482	-14.99%
DEWORM	310	163	-47.42%
LEPTO 4	0	61	6,100.00%
MICROCHIP	100	82	-18.00%
Rabies	408	427	4.66%
Cats	240	218	-9.17%
Owner Requested Euthanasia	11	14	27.27%
Vaccine Clinic - Animals Vaccinated	229	204	-10.92%
DEWORM	132	89	-32.58%
FeLV	2	37	1,750.00%
FRCPC	223	194	-13.00%
MICROCHIP	30	40	33.33%
Rabies	149	125	-16.11%
Others	1	1	0.00%
Owner Requested Euthanasia	0	1	100.00%

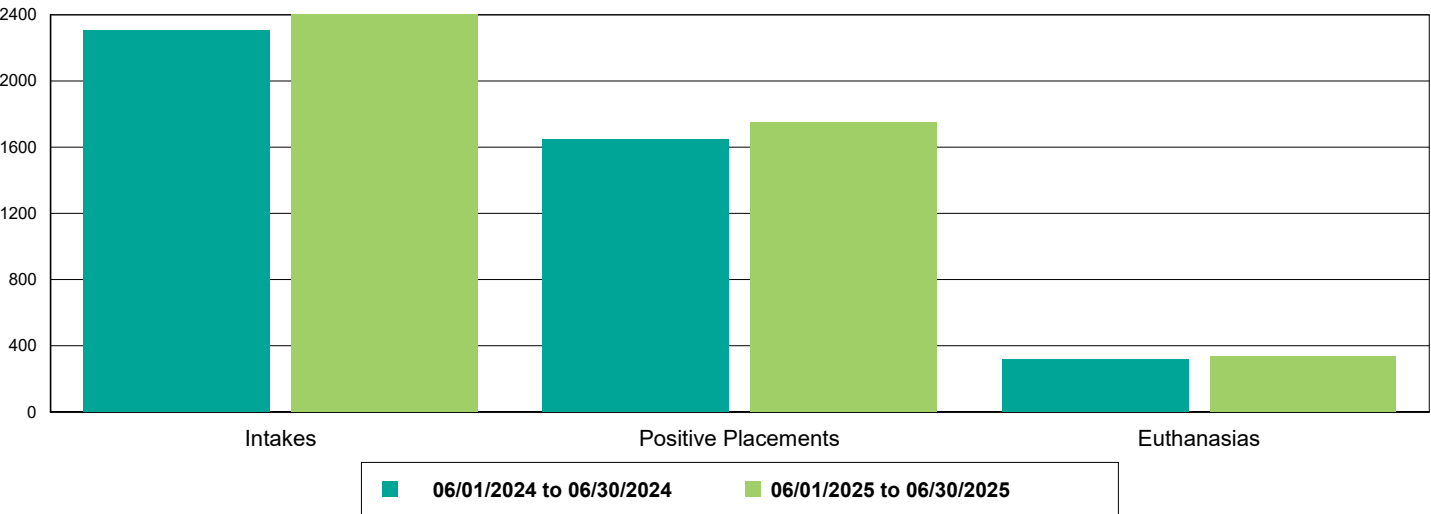
Dog Intakes, Positive Placements, and Euthanasias



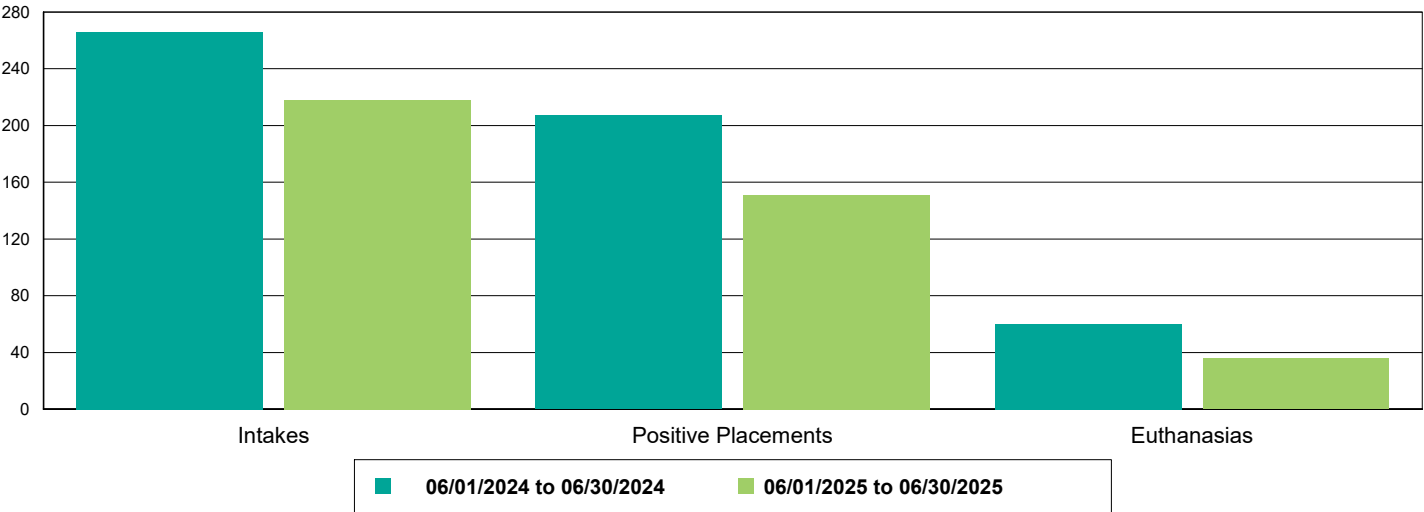
Cat Intakes, Positive Placements, and Euthanasias



Dogs And Cats Intakes, Positive Placements, and Euthanasias



Other Intakes, Positive Placements, and Euthanasias



The Animal Foundation Dashboard



Live Release, Euthanasia, and Adoption Return Rates

06/01/24 to 06/30/24

06/01/25 to 06/30/25

Percent Change

All Jurisdictions

Total

Live Release Rate	80.71%	80.10%	-0.75%
Euthanasia Rate	16.51%	15.73%	-4.74%
Adoption Return Rate	2.88%	4.17%	44.83%

Dogs and Cats

Live Release Rate	81.73%	80.86%	-1.06%
Euthanasia Rate	15.84%	15.58%	-1.63%
Adoption Return Rate	2.97%	4.12%	38.65%

Young (<= 5 mo)

Live Release Rate	84.72%	73.71%	-12.99%
Euthanasia Rate	10.00%	18.70%	86.99%
Adoption Return Rate	1.08%	1.37%	26.66%

Adult (>= 6 mo)

Live Release Rate	80.66%	84.56%	4.84%
Euthanasia Rate	17.92%	13.96%	-22.09%
Adoption Return Rate	4.34%	6.36%	46.46%

Dogs

Live Release Rate	80.83%	85.16%	5.36%
Euthanasia Rate	17.93%	13.17%	-26.53%
Adoption Return Rate	5.00%	6.36%	27.12%

Young (<= 5 mo)

Live Release Rate	92.31%	91.35%	-1.04%
Euthanasia Rate	4.40%	4.81%	9.37%
Adoption Return Rate	2.56%	0.00%	-100.00%

Adult (>= 6 mo)

Live Release Rate	79.89%	84.54%	5.82%
Euthanasia Rate	19.03%	14.01%	-26.38%
Adoption Return Rate	5.24%	7.21%	37.71%

Cats

Live Release Rate	83.07%	76.07%	-8.42%
Euthanasia Rate	12.73%	18.26%	43.43%
Adoption Return Rate	0.92%	2.00%	118.00%

Young (<= 5 mo)

Live Release Rate	83.14%	70.82%	-14.82%
Euthanasia Rate	11.16%	20.98%	87.95%
Adoption Return Rate	0.91%	1.57%	73.23%

Adult (>= 6 mo)

Live Release Rate	82.97%	84.62%	1.98%
Euthanasia Rate	14.59%	13.85%	-5.13%
Adoption Return Rate	0.94%	3.36%	256.30%

The Animal Foundation Dashboard



Others

<u>Live Release Rate</u>	73.40%	72.25%	-1.57%
<u>Euthanasia Rate</u>	21.28%	17.22%	-19.04%
<u>Adoption Return Rate</u>	2.27%	4.55%	100.00%

Young (<= 5 mo)

<u>Live Release Rate</u>	76.92%	0.00%	-100.00%
<u>Euthanasia Rate</u>	23.08%	0.00%	-100.00%
<u>Adoption Return Rate</u>	0.00%	0.00%	0.00%

Adult (>= 6 mo)

<u>Live Release Rate</u>	73.23%	73.66%	0.58%
<u>Euthanasia Rate</u>	21.19%	17.56%	-17.12%
<u>Adoption Return Rate</u>	2.46%	4.55%	84.85%