

The Animal Foundation Dashboard



Intake Totals

	04/01/24 to 04/30/24	04/01/25 to 04/30/25	Percent Change
All Jurisdictions	2,324	2,676	15.15%
Dogs	1,310	1,317	0.53%
Picked up by Animal Control	833	811	-2.64%
Stray Animals	536	518	-3.36%
Owner Surrenders	105	94	-10.48%
Confiscations	192	199	3.65%
Dropped off at The Animal Foundation	477	506	6.08%
Stray Animals	259	347	33.98%
Owner Surrenders	155	120	-22.58%
Adoption Returns	38	32	-15.79%
Born at TAF	25	7	-72.00%
Cats	817	1,064	30.23%
Picked up by Animal Control	478	508	6.28%
Stray Animals	383	394	2.87%
Owner Surrenders	10	40	300.00%
Confiscations	85	74	-12.94%
Dropped off at The Animal Foundation	339	556	64.01%
Stray Animals	290	473	63.10%
Owner Surrenders	46	61	32.61%
Adoption Returns	2	8	300.00%
Born at TAF	1	14	1,300.00%
Others	197	295	49.75%
Picked up by Animal Control	116	230	98.28%
Stray Animals	61	62	1.64%
Owner Surrenders	3	19	533.33%
Confiscations	52	149	186.54%
Dropped off at The Animal Foundation	81	65	-19.75%
Stray Animals	44	15	-65.91%
Owner Surrenders	10	33	230.00%
Adoption Returns	1	0	-100.00%
Born at TAF	26	17	-34.62%

The Animal Foundation Dashboard



Outcome Totals

	04/01/24 to 04/30/24	04/01/25 to 04/30/25	Percent Change
All Jurisdictions	2,092	2,154	2.96%
Dogs	1,257	1,229	-2.23%
Adoption	589	485	-17.66%
Died	7	4	-42.86%
Euthanasia	176	196	11.36%
Missing/Escaped	3	7	133.33%
Returned to Owner	316	361	14.24%
Transfer	166	176	6.02%
Cats	617	728	17.99%
Adoption	223	281	26.01%
Died	52	41	-21.15%
Euthanasia	116	153	31.90%
Missing/Escaped	1	3	200.00%
Returned to Owner	27	32	18.52%
RTF	26	21	-19.23%
SNR	105	144	37.14%
Transfer	67	53	-20.90%
Others	218	197	-9.63%
Adoption	120	68	-43.33%
Died	26	27	3.85%
Euthanasia	29	43	48.28%
Missing/Escaped	1	2	100.00%
Returned to Owner	11	10	-9.09%
RTF	5	4	-20.00%
Transfer	26	43	65.38%

The Animal Foundation Dashboard



Foster Statistics

04/01/24 to 04/30/24

04/01/25 to 04/30/25

Percent Change

All Jurisdictions

Total

Animals Sent to Foster	425	483	13.65%
Animal Returned from Foster	308	224	-27.27%
Foster Parents	172	237	37.79%
Avg. Time in Foster	57	88	55.40%

Dogs

Animals Sent to Foster	90	136	51.11%
Animal Returned from Foster	149	124	-16.78%
Foster Parents	73	107	46.58%
Avg. Time in Foster	65	55	-16.05%

Cats

Animals Sent to Foster	309	332	7.44%
Animal Returned from Foster	136	99	-27.21%
Foster Parents	95	126	32.63%
Avg. Time in Foster	53	132	150.46%

Others

Animals Sent to Foster	26	15	-42.31%
Animal Returned from Foster	23	1	-95.65%
Foster Parents	6	5	-16.67%
Avg. Time in Foster	30	2	-94.05%

The Animal Foundation Dashboard



Shelter Surgery Totals

	04/1/24 to 04/30/24	04/1/25 to 04/30/25	Percent Change
All Jurisdictions	876	876	0.00%
Dogs	631	573	-9.19%
Spay/Neuter	630	570	-9.52%
Adoption	339	293	-13.57%
Transfer to Partner	55	51	-7.27%
Returned to Owner	177	166	-6.21%
Foster	56	57	1.79%
Other Outcomes	3	3	0.00%
Other Surgery	1	3	200.00%
Adoption	0	1	100.00%
Returned to Owner	0	2	200.00%
Foster	1	0	-100.00%
Cats	237	285	20.25%
Spay/Neuter	237	285	20.25%
Adoption	129	183	41.86%
Transfer to Partner	9	7	-22.22%
Returned to Owner	4	10	150.00%
SNR	75	59	-21.33%
TNR	0	1	100.00%
Foster	16	20	25.00%
Other Outcomes	4	5	25.00%
Others	8	18	125.00%
Spay/Neuter	8	18	125.00%
Adoption	8	13	62.50%
Returned to Owner	0	1	100.00%
Other Outcomes	0	4	400.00%

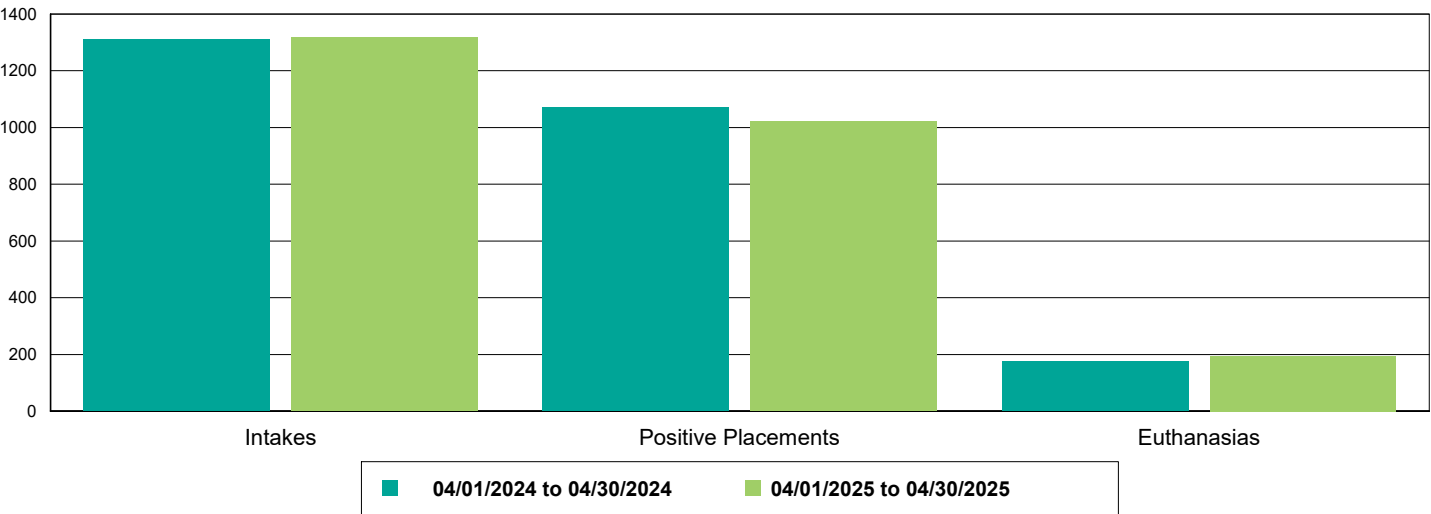
The Animal Foundation Dashboard



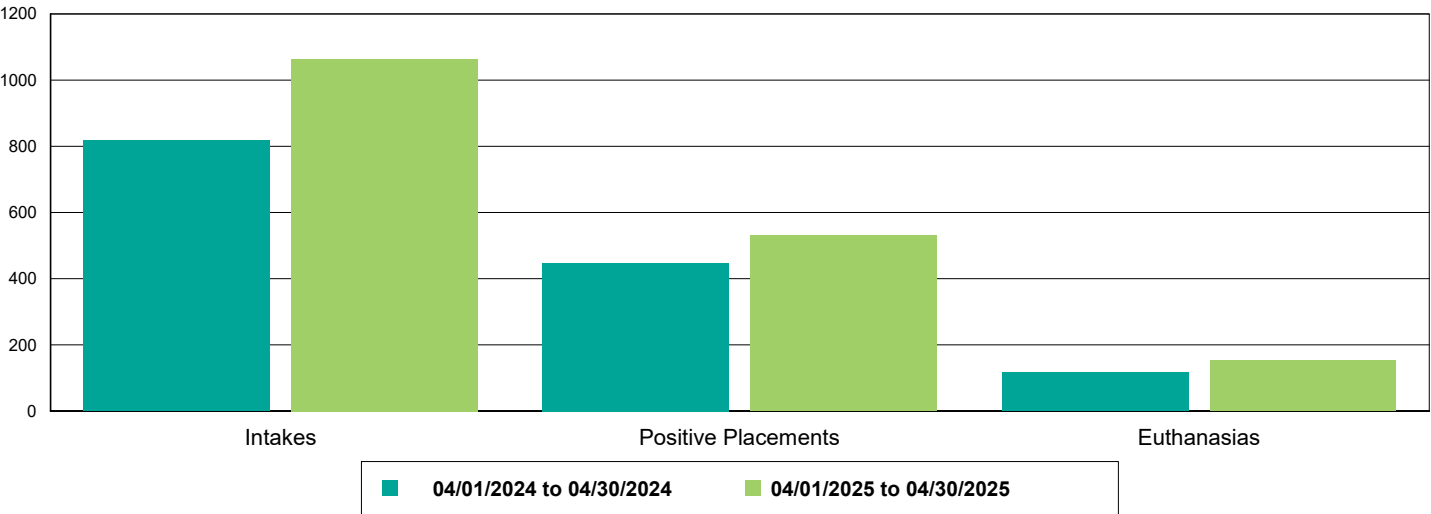
Public Services

	04/01/24 to 04/30/24	04/01/25 to 04/30/25	Percent Change
Dogs	827	642	-22.37%
Owner Requested Euthanasia	76	83	9.21%
Vaccine Clinic - Animals Vaccinated	751	559	-25.57%
Bordetella	414	189	-54.35%
Canine Influenza	0	73	7,300.00%
DAPPv	709	451	-36.39%
DEWORM	433	164	-62.12%
LEPTO 4	0	47	4,700.00%
MICROCHIP	110	100	-9.09%
Rabies	505	364	-27.92%
Cats	147	155	5.44%
Owner Requested Euthanasia	15	9	-40.00%
Vaccine Clinic - Animals Vaccinated	132	146	10.61%
DEWORM	81	68	-16.05%
FelV	0	33	3,300.00%
FRCPC	122	123	0.82%
MICROCHIP	24	31	29.17%
Rabies	98	109	11.22%
Others	1	0	-100.00%
Vaccine Clinic - Animals Vaccinated	1	0	-100.00%
Rabies	1	0	-100.00%

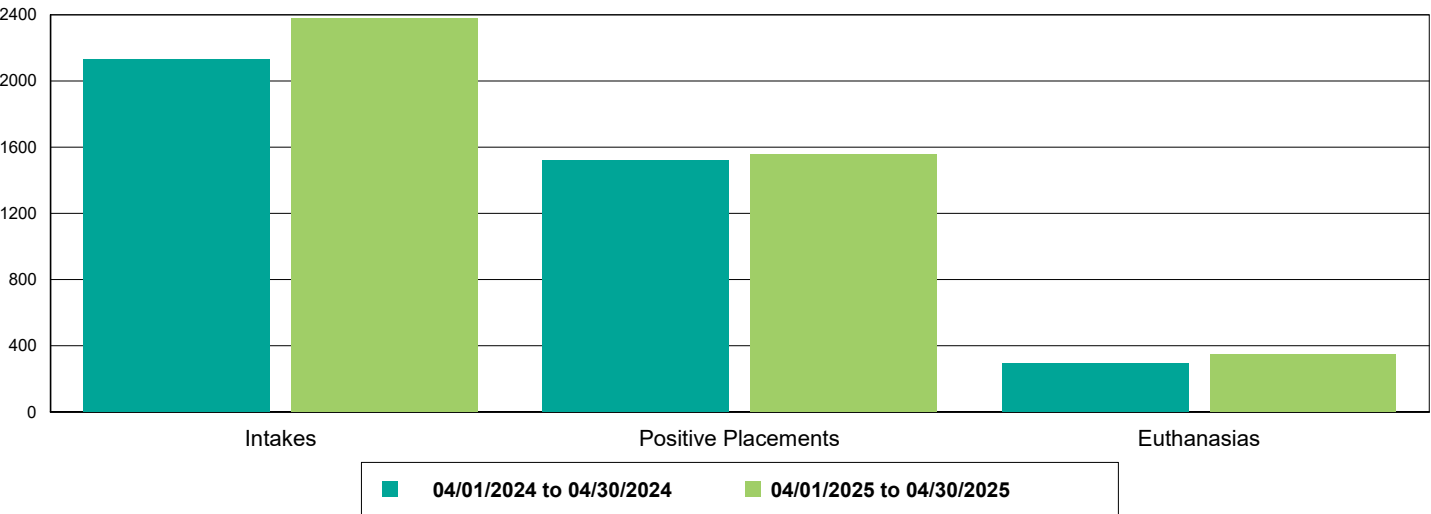
Dog Intakes, Positive Placements, and Euthanasias



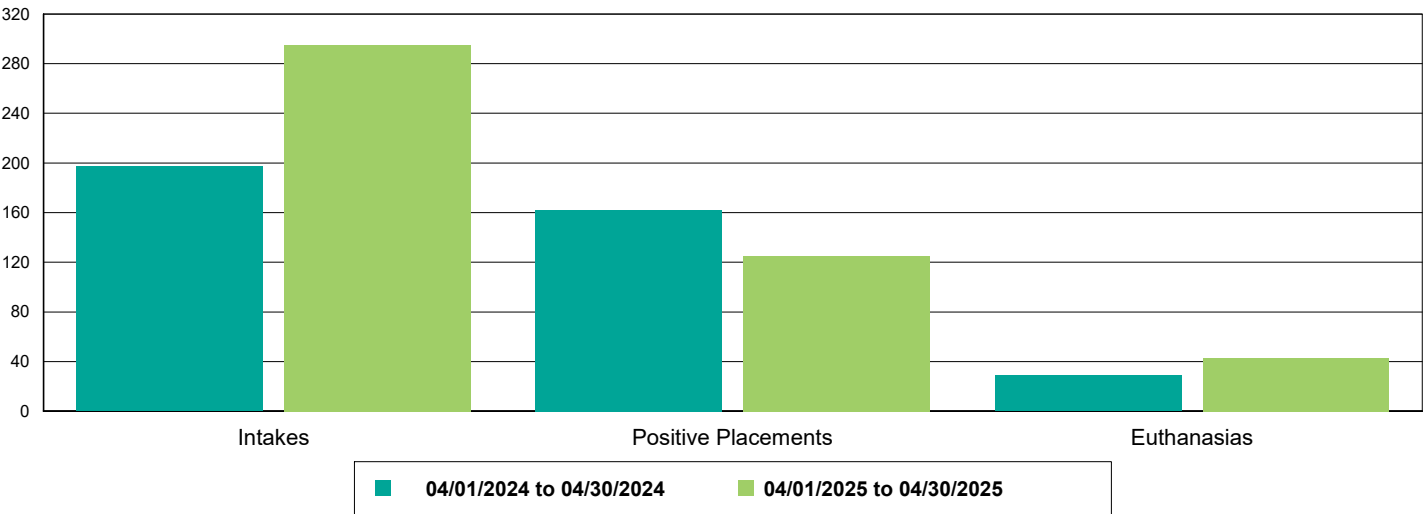
Cat Intakes, Positive Placements, and Euthanasias



Dogs And Cats Intakes, Positive Placements, and Euthanasias



Other Intakes, Positive Placements, and Euthanasias



The Animal Foundation Dashboard



Live Release, Euthanasia, and Adoption Return Rates

04/01/24 to 04/30/24

04/01/25 to 04/30/25

Percent Change

All Jurisdictions

Total

Live Release Rate	80.35%	77.90%	-3.05%
Euthanasia Rate	15.34%	18.20%	18.60%
Adoption Return Rate	4.40%	4.80%	9.02%

Dogs and Cats

Live Release Rate	81.06%	79.36%	-2.10%
Euthanasia Rate	15.58%	17.83%	14.45%
Adoption Return Rate	4.93%	5.22%	6.01%

Young (<= 5 mo)

Live Release Rate	72.80%	65.01%	-10.70%
Euthanasia Rate	14.73%	24.78%	68.23%
Adoption Return Rate	1.37%	2.10%	53.15%

Adult (>= 6 mo)

Live Release Rate	82.97%	82.40%	-0.68%
Euthanasia Rate	15.78%	16.36%	3.66%
Adoption Return Rate	5.71%	5.94%	4.09%

Dogs

Live Release Rate	85.20%	83.16%	-2.40%
Euthanasia Rate	14.00%	15.95%	13.90%
Adoption Return Rate	6.45%	6.60%	2.27%

Young (<= 5 mo)

Live Release Rate	90.73%	91.86%	1.25%
Euthanasia Rate	7.28%	6.98%	-4.23%
Adoption Return Rate	2.60%	2.94%	13.24%

Adult (>= 6 mo)

Live Release Rate	84.45%	82.50%	-2.30%
Euthanasia Rate	14.92%	16.62%	11.42%
Adoption Return Rate	7.03%	6.87%	-2.24%

Cats

Live Release Rate	72.61%	72.94%	0.45%
Euthanasia Rate	18.80%	21.02%	11.79%
Adoption Return Rate	0.90%	2.85%	217.44%

Young (<= 5 mo)

Live Release Rate	59.41%	56.03%	-5.68%
Euthanasia Rate	20.30%	30.74%	51.45%
Adoption Return Rate	0.00%	1.83%	183.49%

Adult (>= 6 mo)

Live Release Rate	79.04%	82.17%	3.96%
Euthanasia Rate	18.07%	15.71%	-13.06%
Adoption Return Rate	1.30%	3.49%	168.60%

The Animal Foundation Dashboard



Others

<u>Live Release Rate</u>	74.31%	63.45%	-14.61%
<u>Euthanasia Rate</u>	13.30%	21.83%	64.08%
<u>Adoption Return Rate</u>	0.83%	0.00%	-100.00%

Young (<= 5 mo)

<u>Live Release Rate</u>	21.05%	80.00%	280.00%
<u>Euthanasia Rate</u>	5.26%	0.00%	-100.00%
<u>Adoption Return Rate</u>	0.00%	0.00%	0.00%

Adult (>= 6 mo)

<u>Live Release Rate</u>	79.40%	63.02%	-20.63%
<u>Euthanasia Rate</u>	14.07%	22.40%	59.17%
<u>Adoption Return Rate</u>	0.85%	0.00%	-100.00%