

# The Animal Foundation Dashboard



## Intake Totals

01/01/23 to 12/31/23      01/01/24 to 12/31/24      Percent Change

### All Jurisdictions

<b>Total</b>	<b>22,205</b>	<b>25,993</b>	<b>17.06%</b>
<b>Dogs and Cats</b>	<b>19,690</b>	<b>23,797</b>	<b>20.86%</b>
<b>Picked up by Animal Control</b>	15,405	14,879	-3.41%
<b>Stray Animals</b>	10,141	9,596	-5.37%
<b>Owner Surrenders</b>	1,542	1,732	12.32%
<b>Adoption Returns</b>	0	1	100.00%
<b>Confiscations</b>	3,722	3,550	-4.62%
<b>Dropped off at The Animal Foundation</b>	4,285	8,918	108.12%
<b>Stray Animals</b>	2,808	6,325	125.25%
<b>Owner Surrenders</b>	1,138	2,023	77.77%
<b>Adoption Returns</b>	236	392	66.10%
<b>Born at TAF</b>	103	178	72.82%
<b>Dogs</b>	<b>13,622</b>	<b>14,830</b>	<b>8.87%</b>
<b>Picked up by Animal Control</b>	11,200	10,110	-9.73%
<b>Stray Animals</b>	7,323	6,226	-14.98%
<b>Owner Surrenders</b>	1,116	1,229	10.13%
<b>Adoption Returns</b>	0	1	100.00%
<b>Confiscations</b>	2,761	2,654	-3.88%
<b>Dropped off at The Animal Foundation</b>	2,422	4,720	94.88%
<b>Stray Animals</b>	1,385	2,969	114.37%
<b>Owner Surrenders</b>	792	1,331	68.06%
<b>Adoption Returns</b>	205	335	63.41%
<b>Born at TAF</b>	40	85	112.50%
<b>Cats</b>	<b>6,068</b>	<b>8,967</b>	<b>47.78%</b>
<b>Picked up by Animal Control</b>	4,205	4,769	13.41%
<b>Stray Animals</b>	2,818	3,370	19.59%
<b>Owner Surrenders</b>	426	503	18.08%
<b>Confiscations</b>	961	896	-6.76%
<b>Dropped off at The Animal Foundation</b>	1,863	4,198	125.34%
<b>Stray Animals</b>	1,423	3,356	135.84%
<b>Owner Surrenders</b>	346	692	100.00%
<b>Adoption Returns</b>	31	57	83.87%
<b>Born at TAF</b>	63	93	47.62%
<b>Others</b>	<b>2,515</b>	<b>2,196</b>	<b>-12.68%</b>
<b>Picked up by Animal Control</b>	1,964	1,672	-14.87%
<b>Stray Animals</b>	784	812	3.57%
<b>Owner Surrenders</b>	210	24	-88.57%
<b>Confiscations</b>	970	836	-13.81%
<b>Dropped off at The Animal Foundation</b>	551	524	-4.90%
<b>Stray Animals</b>	221	261	18.10%
<b>Owner Surrenders</b>	158	180	13.92%
<b>Adoption Returns</b>	5	11	120.00%
<b>Born at TAF</b>	167	72	-56.89%

# The Animal Foundation Dashboard



## Outcome Totals

01/01/23 to 12/31/23

01/01/24 to 12/31/24

Percent Change

All Jurisdictions			
<b>Total</b>	<b>22,080</b>	<b>24,142</b>	<b>9.34%</b>
<b>Dogs and Cats</b>	<b>19,598</b>	<b>21,927</b>	<b>11.88%</b>
Adoption	8,218	9,244	12.48%
Died	255	358	40.39%
Euthanasia	3,882	3,318	-14.53%
Missing/Escaped	49	74	51.02%
Returned to Owner	3,825	4,185	9.41%
RTF	185	349	88.65%
SNR	886	1,614	82.17%
Transfer	2,298	2,785	21.19%
<b>Dogs</b>	<b>13,539</b>	<b>13,726</b>	<b>1.38%</b>
Adoption	5,192	5,542	6.74%
Died	62	66	6.45%
Euthanasia	2,753	2,047	-25.64%
Missing/Escaped	29	62	113.79%
Returned to Owner	3,548	3,793	6.91%
Transfer	1,955	2,216	13.35%
<b>Cats</b>	<b>6,059</b>	<b>8,201</b>	<b>35.35%</b>
Adoption	3,026	3,702	22.34%
Died	193	292	51.30%
Euthanasia	1,129	1,271	12.58%
Missing/Escaped	20	12	-40.00%
Returned to Owner	277	392	41.52%
RTF	185	349	88.65%
SNR	886	1,614	82.17%
Transfer	343	569	65.89%
<b>Others</b>	<b>2,482</b>	<b>2,215</b>	<b>-10.76%</b>
Adoption	1,133	1,117	-1.41%
Died	225	136	-39.56%
Euthanasia	655	475	-27.48%
Missing/Escaped	7	22	214.29%
Returned to Owner	166	145	-12.65%
RTF	27	44	62.96%
Transfer	269	276	2.60%

# The Animal Foundation Dashboard



## Foster Statistics

01/01/23 to 12/31/23      01/01/24 to 12/31/24      Percent Change

### All Jurisdictions

Total			
<b>Animals Sent to Foster</b>	2,506	4,405	75.78%
<b>Animal Returned from Foster</b>	2,346	3,045	29.80%
<b>Foster Parents</b>	911	2,412	164.76%
<b>Avg. Time in Foster</b>	70	68	-3.73%
Dogs			
<b>Animals Sent to Foster</b>	1,066	2,124	99.25%
<b>Animal Returned from Foster</b>	977	1,394	42.68%
<b>Foster Parents</b>	594	1,618	172.39%
<b>Avg. Time in Foster</b>	49	61	24.38%
Cats			
<b>Animals Sent to Foster</b>	1,324	2,182	64.80%
<b>Animal Returned from Foster</b>	1,251	1,553	24.14%
<b>Foster Parents</b>	348	831	138.79%
<b>Avg. Time in Foster</b>	90	76	-14.77%
Others			
<b>Animals Sent to Foster</b>	116	99	-14.66%
<b>Animal Returned from Foster</b>	118	98	-16.95%
<b>Foster Parents</b>	18	19	5.56%
<b>Avg. Time in Foster</b>	41	23	-42.89%

# The Animal Foundation Dashboard



## Shelter Surgery Totals

	1/1/23 to 12/31/23	1/1/24 to 12/31/24	Percent Change
<b>All Jurisdictions</b>	<b>9,942</b>	<b>11,798</b>	<b>18.67%</b>
<b>Dogs</b>	<b>6,304</b>	<b>6,731</b>	<b>6.77%</b>
Spay/Neuter	6,285	6,720	6.92%
Adoption	3,530	3,214	-8.95%
Transfer to Partner	639	638	-0.16%
Returned to Owner	1,647	1,843	11.90%
Foster	371	980	164.15%
Other Outcomes	98	45	-54.08%
<b>Other Surgery</b>	<b>19</b>	<b>11</b>	<b>-42.11%</b>
Adoption	5	0	-100.00%
Returned to Owner	10	9	-10.00%
Foster	4	2	-50.00%
<b>Cats</b>	<b>3,424</b>	<b>4,969</b>	<b>45.12%</b>
Spay/Neuter	3,424	4,969	45.12%
Adoption	2,081	2,484	19.37%
Transfer to Partner	61	101	65.57%
Returned to Owner	87	154	77.01%
SNR	650	1,219	87.54%
TNR	103	80	-22.33%
Foster	409	888	117.11%
Other Outcomes	33	43	30.30%
<b>Others</b>	<b>214</b>	<b>98</b>	<b>-54.21%</b>
Spay/Neuter	213	98	-53.99%
Adoption	176	76	-56.82%
Transfer to Partner	20	19	-5.00%
Returned to Owner	12	0	-100.00%
Foster	5	1	-80.00%
Other Outcomes	0	2	200.00%
<b>Other Surgery</b>	<b>1</b>	<b>0</b>	<b>-100.00%</b>
Transfer to Partner	1	0	-100.00%

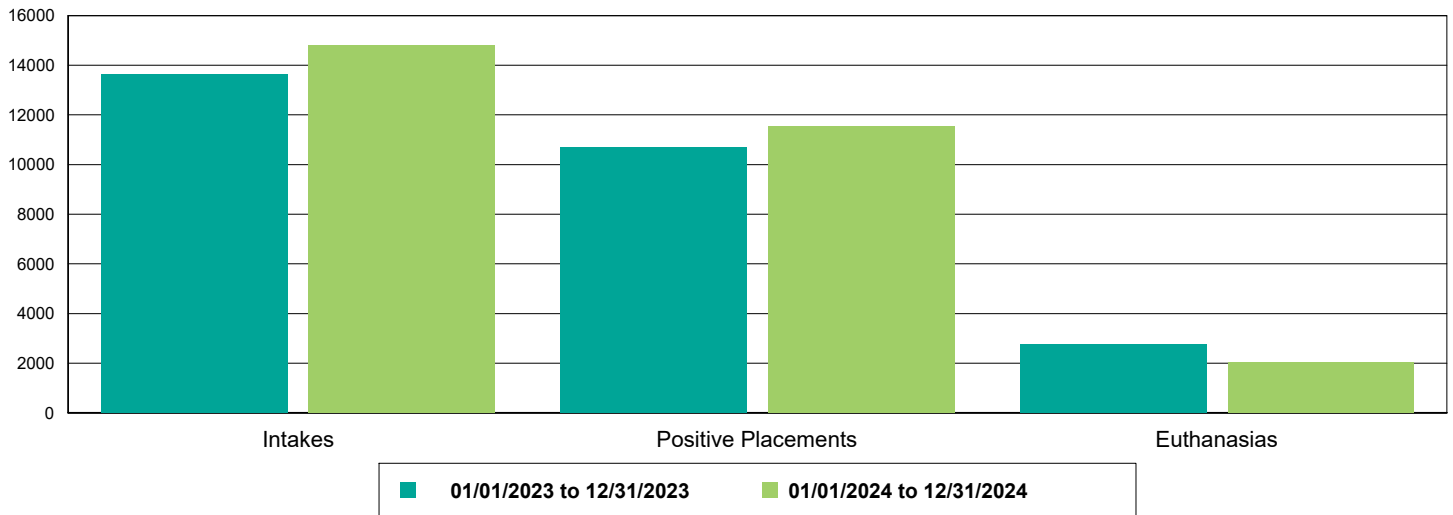
# The Animal Foundation Dashboard



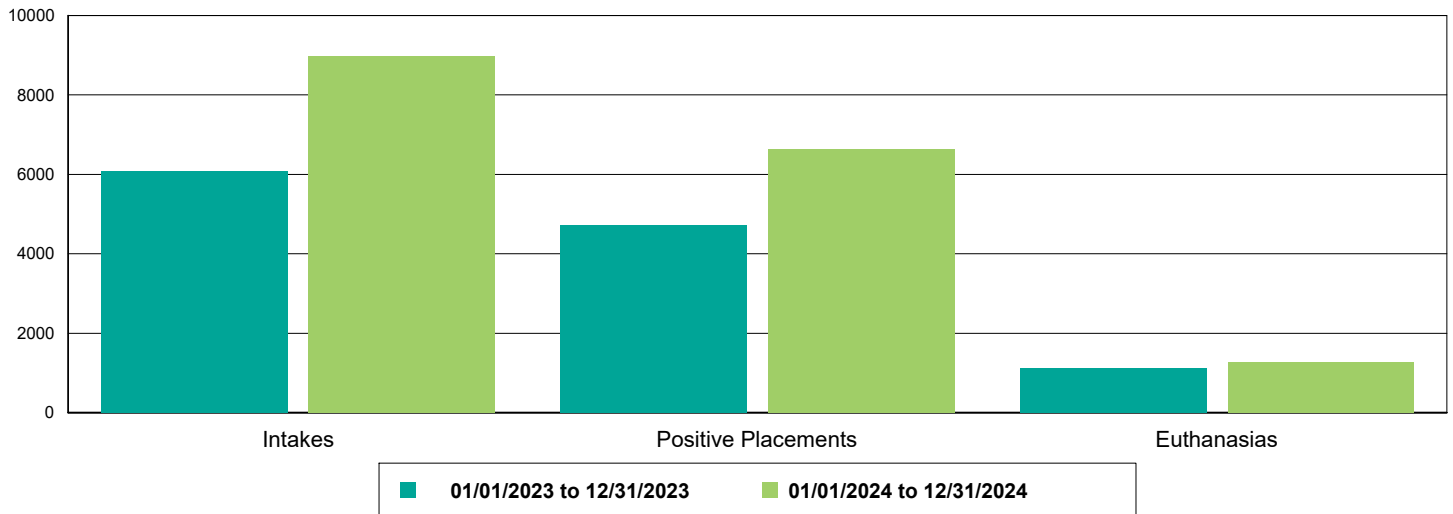
## Public Services

	01/01/23 to 12/31/23	01/01/24 to 12/31/24	Percent Change
<b>Dogs</b>	<b>3,155</b>	<b>6,967</b>	<b>120.82%</b>
Owner Requested Euthanasia	810	881	8.77%
Vaccine Clinic - Animals Vaccinated	2,347	6,088	159.39%
Bordetella	929	3,949	325.08%
Canine Influenza	0	269	26,900.00%
DAPPv	1,409	6,528	363.31%
DEWORM	900	3,767	318.56%
LEPTO 4	0	22	2,200.00%
MICROCHIP	1,402	1,357	-3.21%
Rabies	1,020	4,569	347.94%
<b>Cats</b>	<b>668</b>	<b>1,970</b>	<b>194.91%</b>
Owner Requested Euthanasia	151	159	5.30%
Vaccine Clinic - Animals Vaccinated	517	1,811	250.29%
DEWORM	235	1,212	415.74%
FeLV	0	19	1,900.00%
FRCPC	341	2,029	495.01%
MICROCHIP	329	394	19.76%
Rabies	236	1,431	506.36%
<b>Others</b>	<b>86</b>	<b>130</b>	<b>51.16%</b>
Owner Requested Euthanasia	85	129	51.76%
Vaccine Clinic - Animals Vaccinated	1	1	0.00%
MICROCHIP	1	0	-100.00%
Rabies	0	1	100.00%

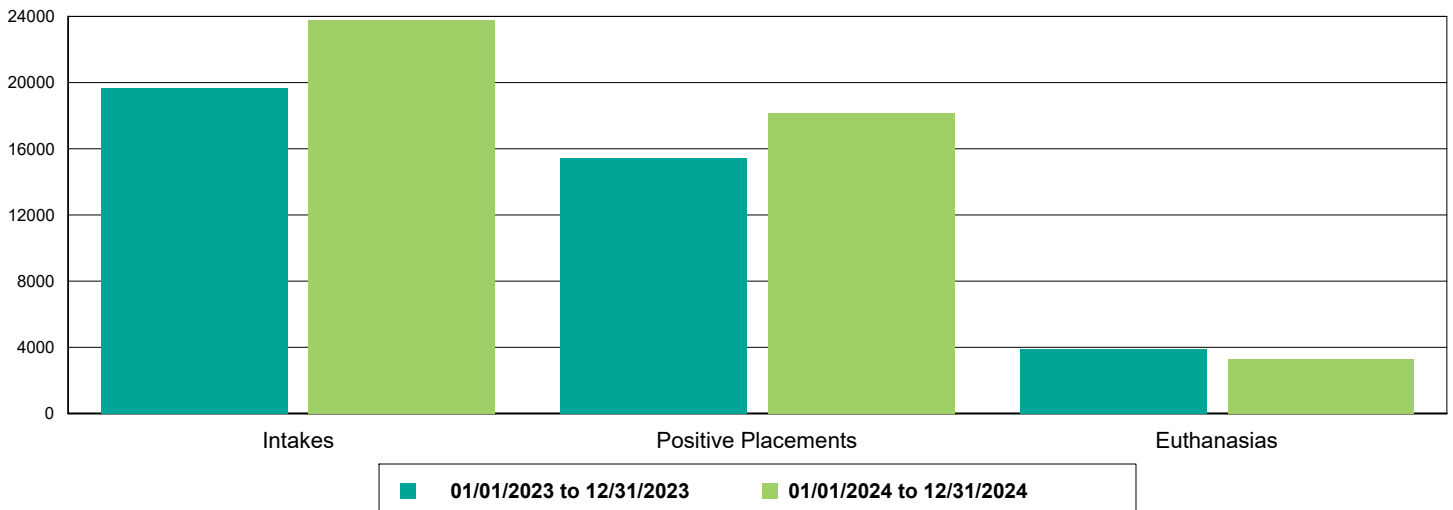
## Dog Intakes, Positive Placements, and Euthanasias



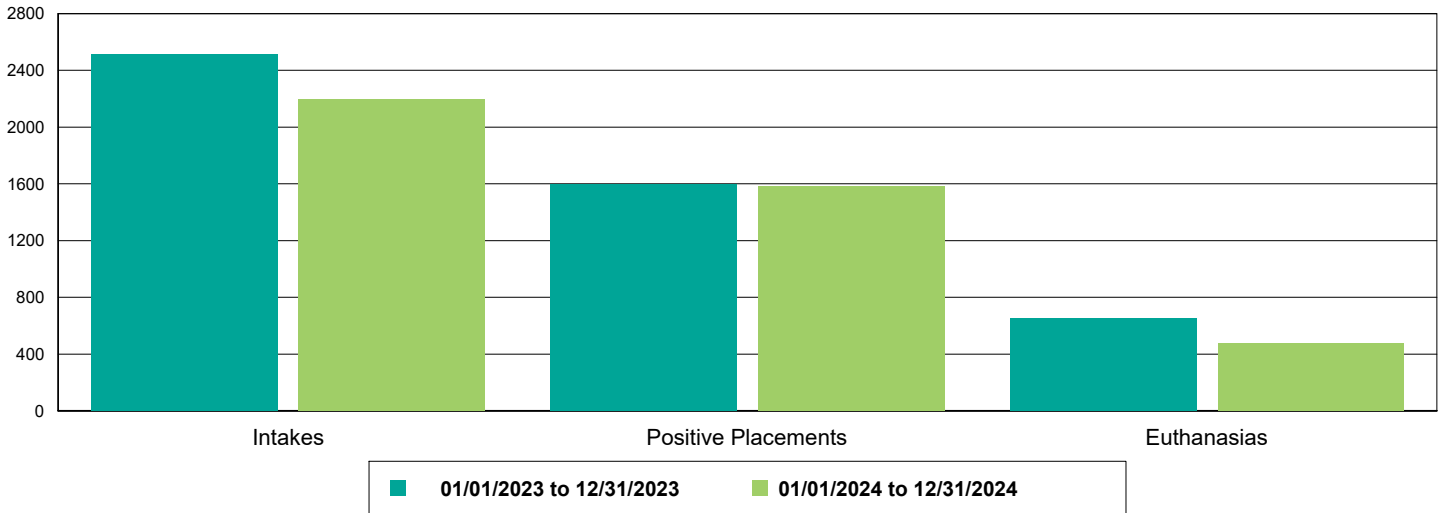
## Cat Intakes, Positive Placements, and Euthanasias



## Dogs And Cats Intakes, Positive Placements, and Euthanasias



## Other Intakes, Positive Placements, and Euthanasias



# The Animal Foundation Dashboard



## Live Release, Euthanasia, and Adoption Return Rates

01/01/23 to 12/31/23

01/01/24 to 12/31/24

Percent Change

### All Jurisdictions

#### Total

<b>Live Release Rate</b>	77.02%	81.84%	6.26%
<b>Euthanasia Rate</b>	20.55%	15.71%	-23.54%
<b>Adoption Return Rate</b>	2.58%	3.90%	51.29%

#### Dogs and Cats

<b>Live Release Rate</b>	78.64%	82.90%	5.41%
<b>Euthanasia Rate</b>	19.81%	15.13%	-23.61%
<b>Adoption Return Rate</b>	2.87%	4.25%	48.04%

#### Young (<= 5 mo)

<b>Live Release Rate</b>	84.60%	83.59%	-1.20%
<b>Euthanasia Rate</b>	10.80%	11.19%	3.62%
<b>Adoption Return Rate</b>	0.64%	1.24%	95.05%

#### Adult (>= 6 mo)

<b>Live Release Rate</b>	77.42%	82.72%	6.84%
<b>Euthanasia Rate</b>	21.65%	16.14%	-25.43%
<b>Adoption Return Rate</b>	3.69%	5.52%	49.62%

#### Dogs

<b>Live Release Rate</b>	78.99%	84.15%	6.53%
<b>Euthanasia Rate</b>	20.33%	14.91%	-26.66%
<b>Adoption Return Rate</b>	3.95%	6.06%	53.55%

#### Young (<= 5 mo)

<b>Live Release Rate</b>	93.08%	93.94%	0.93%
<b>Euthanasia Rate</b>	5.71%	4.50%	-21.15%
<b>Adoption Return Rate</b>	0.83%	2.09%	153.46%

#### Adult (>= 6 mo)

<b>Live Release Rate</b>	77.79%	83.31%	7.10%
<b>Euthanasia Rate</b>	21.59%	15.81%	-26.76%
<b>Adoption Return Rate</b>	4.36%	6.48%	48.57%

#### Cats

<b>Live Release Rate</b>	77.85%	80.80%	3.78%
<b>Euthanasia Rate</b>	18.63%	15.50%	-16.83%
<b>Adoption Return Rate</b>	1.02%	1.54%	50.30%

#### Young (<= 5 mo)

<b>Live Release Rate</b>	80.59%	80.26%	-0.40%
<b>Euthanasia Rate</b>	13.21%	13.34%	0.97%
<b>Adoption Return Rate</b>	0.56%	1.04%	84.09%

#### Adult (>= 6 mo)

<b>Live Release Rate</b>	76.23%	81.17%	6.48%
<b>Euthanasia Rate</b>	21.85%	17.02%	-22.11%
<b>Adoption Return Rate</b>	1.54%	2.29%	48.72%



# The Animal Foundation Dashboard



<b>Others</b>			
<b>Live Release Rate</b>	64.26%	71.42%	11.14%
<b>Euthanasia Rate</b>	26.39%	21.44%	-18.74%
<b>Adoption Return Rate</b>	0.44%	0.98%	123.15%
<b>Young (&lt;= 5 mo)</b>			
<b>Live Release Rate</b>	81.18%	67.35%	-17.04%
<b>Euthanasia Rate</b>	8.24%	10.20%	23.91%
<b>Adoption Return Rate</b>	0.00%	0.00%	0.00%
<b>Adult (&gt;= 6 mo)</b>			
<b>Live Release Rate</b>	63.02%	71.61%	13.63%
<b>Euthanasia Rate</b>	27.72%	21.97%	-20.78%
<b>Adoption Return Rate</b>	0.49%	1.03%	110.57%