

# The Animal Foundation Dashboard



All of us for all of them.

## Intake Totals

	12/01/23 to 12/31/23	12/01/24 to 12/31/24	Percent Change
<b>All Jurisdictions</b>	<b>1,798</b>	<b>1,938</b>	<b>7.79%</b>
<b>Dogs</b>	<b>1,204</b>	<b>1,259</b>	<b>4.57%</b>
<b>Picked up by Animal Control</b>	900	769	-14.56%
<b>Stray Animals</b>	594	485	-18.35%
<b>Owner Surrenders</b>	122	103	-15.57%
<b>Confiscations</b>	184	181	-1.63%
<b>Dropped off at The Animal Foundation</b>	304	490	61.18%
<b>Stray Animals</b>	170	336	97.65%
<b>Owner Surrenders</b>	112	127	13.39%
<b>Adoption Returns</b>	22	26	18.18%
<b>Born at TAF</b>	0	1	100.00%
<b>Cats</b>	<b>439</b>	<b>557</b>	<b>26.88%</b>
<b>Picked up by Animal Control</b>	280	270	-3.57%
<b>Stray Animals</b>	178	169	-5.06%
<b>Owner Surrenders</b>	29	39	34.48%
<b>Confiscations</b>	73	62	-15.07%
<b>Dropped off at The Animal Foundation</b>	159	287	80.50%
<b>Stray Animals</b>	87	219	151.72%
<b>Owner Surrenders</b>	62	61	-1.61%
<b>Adoption Returns</b>	2	3	50.00%
<b>Born at TAF</b>	8	4	-50.00%
<b>Others</b>	<b>155</b>	<b>122</b>	<b>-21.29%</b>
<b>Picked up by Animal Control</b>	81	78	-3.70%
<b>Stray Animals</b>	45	56	24.44%
<b>Owner Surrenders</b>	1	0	-100.00%
<b>Confiscations</b>	35	22	-37.14%
<b>Dropped off at The Animal Foundation</b>	74	44	-40.54%
<b>Stray Animals</b>	13	26	100.00%
<b>Owner Surrenders</b>	50	18	-64.00%
<b>Born at TAF</b>	11	0	-100.00%

# The Animal Foundation Dashboard



All of us for all of them.

## Outcome Totals

	12/01/23 to 12/31/23	12/01/24 to 12/31/24	Percent Change
<b>All Jurisdictions</b>	<b>1,787</b>	<b>1,706</b>	<b>-4.53%</b>
<b>Dogs</b>	<b>1,132</b>	<b>980</b>	<b>-13.43%</b>
Adoption	429	319	-25.64%
Died	4	10	150.00%
Euthanasia	212	156	-26.42%
Missing/Escaped	4	9	125.00%
Returned to Owner	272	317	16.54%
Transfer	211	169	-19.91%
<b>Cats</b>	<b>491</b>	<b>553</b>	<b>12.63%</b>
Adoption	258	217	-15.89%
Died	8	16	100.00%
Euthanasia	68	81	19.12%
Missing/Escaped	0	2	200.00%
Returned to Owner	27	46	70.37%
RTF	17	22	29.41%
SNR	93	133	43.01%
Transfer	20	36	80.00%
<b>Others</b>	<b>164</b>	<b>173</b>	<b>5.49%</b>
Adoption	67	116	73.13%
Died	17	8	-52.94%
Euthanasia	23	19	-17.39%
Missing/Escaped	1	0	-100.00%
Returned to Owner	1	3	200.00%
RTF	2	1	-50.00%
Transfer	53	26	-50.94%

## Foster Statistics

12/01/23 to 12/31/23      12/01/24 to 12/31/24      Percent Change

### All Jurisdictions

#### Total

<b>Animals Sent to Foster</b>	165	186	12.73%
<b>Animal Returned from Foster</b>	195	186	-4.62%
<b>Foster Parents</b>	113	130	15.04%
<b>Avg. Time in Foster</b>	59	47	-19.60%

#### Dogs

<b>Animals Sent to Foster</b>	117	129	10.26%
<b>Animal Returned from Foster</b>	111	112	0.90%
<b>Foster Parents</b>	87	96	10.34%
<b>Avg. Time in Foster</b>	27	42	52.15%

#### Cats

<b>Animals Sent to Foster</b>	43	56	30.23%
<b>Animal Returned from Foster</b>	81	74	-8.64%
<b>Foster Parents</b>	23	35	52.17%
<b>Avg. Time in Foster</b>	103	56	-45.97%

#### Others

<b>Animals Sent to Foster</b>	5	1	-80.00%
<b>Animal Returned from Foster</b>	3	0	-100.00%
<b>Foster Parents</b>	3	1	-66.67%
<b>Avg. Time in Foster</b>	35	0	-100.00%

## Shelter Surgery Totals

	12/1/23 to 12/31/23	12/1/24 to 12/31/24	Percent Change
<b>All Jurisdictions</b>	<b>812</b>	<b>1,009</b>	<b>24.26%</b>
<b>Dogs</b>	<b>523</b>	<b>618</b>	<b>18.16%</b>
Spay/Neuter	523	618	18.16%
Adoption	284	142	-50.00%
Transfer to Partner	78	54	-30.77%
Returned to Owner	128	162	26.56%
Foster	32	254	693.75%
Other Outcomes	1	6	500.00%
<b>Cats</b>	<b>278</b>	<b>386</b>	<b>38.85%</b>
Spay/Neuter	278	386	38.85%
Adoption	157	130	-17.20%
Transfer to Partner	4	8	100.00%
Returned to Owner	11	22	100.00%
SNR	73	118	61.64%
TNR	16	0	-100.00%
Foster	17	106	523.53%
Other Outcomes	0	2	200.00%
<b>Others</b>	<b>11</b>	<b>5</b>	<b>-54.55%</b>
Spay/Neuter	11	5	-54.55%
Adoption	10	4	-60.00%
Transfer to Partner	1	0	-100.00%
Foster	0	1	100.00%

# The Animal Foundation Dashboard

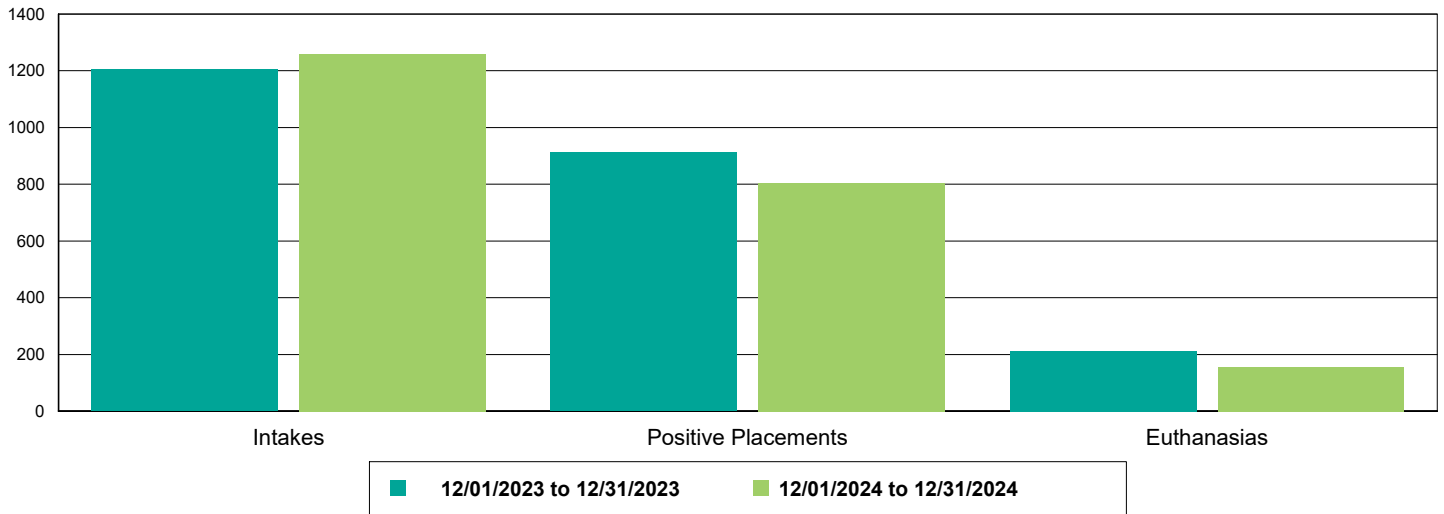


All of us for all of them.

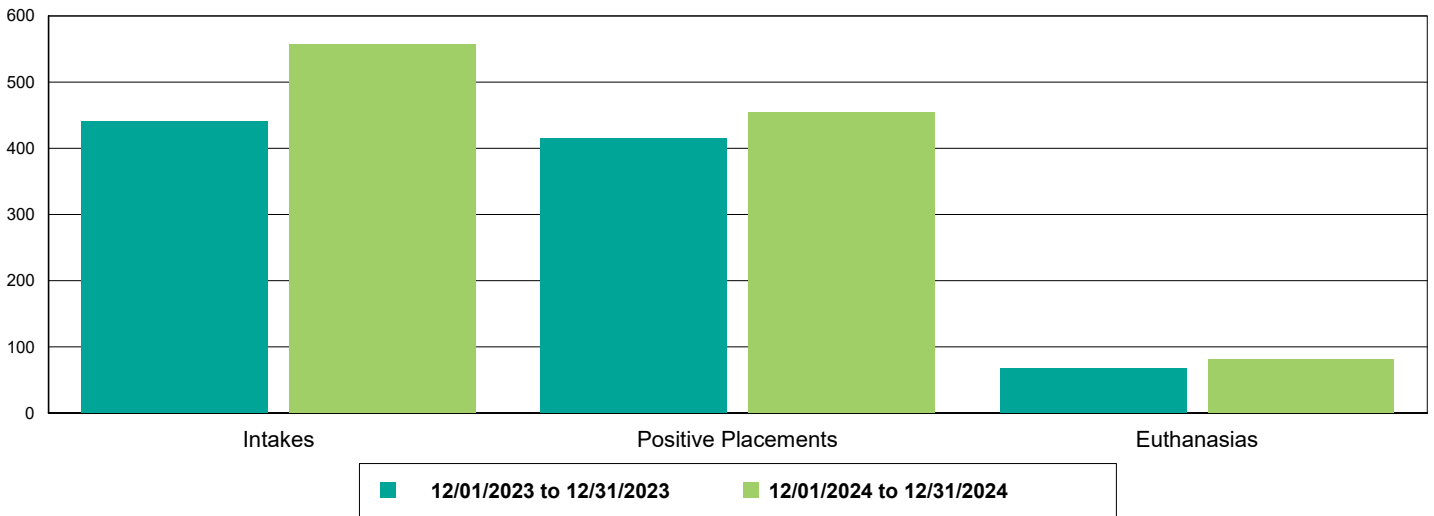
## Public Services

	12/01/23 to 12/31/23	12/01/24 to 12/31/24	Percent Change
<b>Dogs</b>	<b>1,110</b>	<b>597</b>	<b>-46.22%</b>
Owner Requested Euthanasia	85	58	-31.76%
Vaccine Clinic - Animals Vaccinated	1,026	539	-47.47%
Bordetella	196	260	32.65%
Canine Influenza	0	110	11,000.00%
DAPPv	284	466	64.08%
DEWORM	172	222	29.07%
LEPTO 4	0	22	2,200.00%
MICROCHIP	920	98	-89.35%
Rabies	227	329	44.93%
<b>Cats</b>	<b>301</b>	<b>189</b>	<b>-37.21%</b>
Owner Requested Euthanasia	12	13	8.33%
Vaccine Clinic - Animals Vaccinated	289	176	-39.10%
DEWORM	57	88	54.39%
FeLV	0	1	100.00%
FRCPC	88	148	68.18%
MICROCHIP	257	36	-85.99%
Rabies	58	105	81.03%
<b>Others</b>	<b>2</b>	<b>0</b>	<b>-100.00%</b>
Owner Requested Euthanasia	2	0	-100.00%
Vaccine Clinic - Animals Vaccinated	1	0	-100.00%
MICROCHIP	1	0	-100.00%

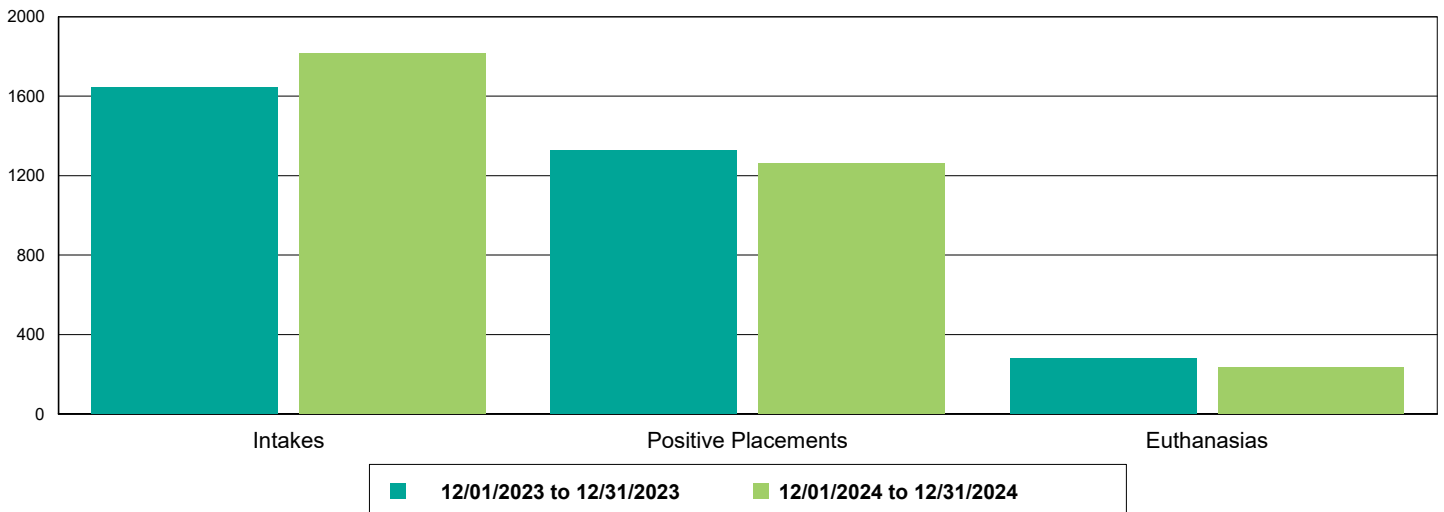
## Dog Intakes, Positive Placements, and Euthanasias



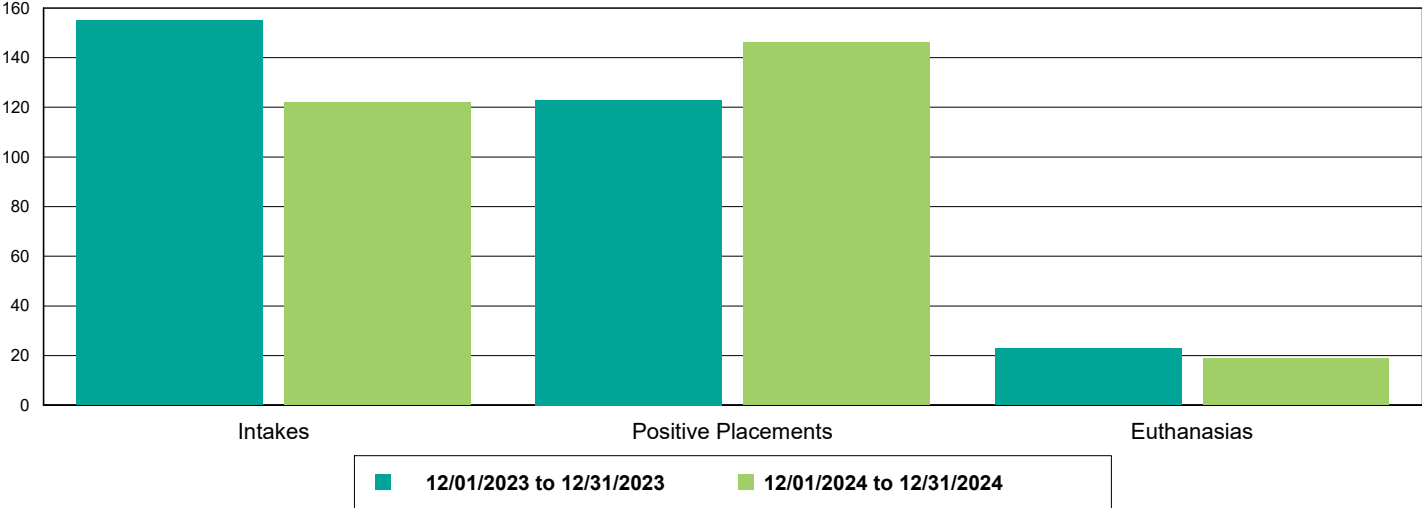
## Cat Intakes, Positive Placements, and Euthanasias



## Dogs And Cats Intakes, Positive Placements, and Euthanasias



## Other Intakes, Positive Placements, and Euthanasias



## Live Release, Euthanasia, and Adoption Return Rates

12/01/23 to 12/31/23

12/01/24 to 12/31/24

Percent Change

### All Jurisdictions

#### Total

<b>Live Release Rate</b>	81.14%	82.36%	1.50%
<b>Euthanasia Rate</b>	16.96%	15.01%	-11.50%
<b>Adoption Return Rate</b>	3.18%	4.45%	39.74%

#### Dogs and Cats

<b>Live Release Rate</b>	81.76%	82.13%	0.45%
<b>Euthanasia Rate</b>	17.25%	15.46%	-10.39%
<b>Adoption Return Rate</b>	3.49%	5.41%	54.87%

#### Young (<= 5 mo)

<b>Live Release Rate</b>	94.38%	81.97%	-13.15%
<b>Euthanasia Rate</b>	4.49%	12.30%	173.57%
<b>Adoption Return Rate</b>	0.54%	0.70%	29.37%

#### Adult (>= 6 mo)

<b>Live Release Rate</b>	79.28%	82.16%	3.63%
<b>Euthanasia Rate</b>	19.76%	16.06%	-18.75%
<b>Adoption Return Rate</b>	4.58%	7.12%	55.50%

#### Dogs

<b>Live Release Rate</b>	80.57%	82.14%	1.96%
<b>Euthanasia Rate</b>	18.73%	15.92%	-15.00%
<b>Adoption Return Rate</b>	5.13%	8.15%	58.93%

#### Young (<= 5 mo)

<b>Live Release Rate</b>	95.50%	86.44%	-9.48%
<b>Euthanasia Rate</b>	3.60%	10.17%	182.20%
<b>Adoption Return Rate</b>	2.00%	4.00%	100.00%

#### Adult (>= 6 mo)

<b>Live Release Rate</b>	78.94%	81.87%	3.71%
<b>Euthanasia Rate</b>	20.37%	16.29%	-20.05%
<b>Adoption Return Rate</b>	5.54%	8.50%	53.47%

#### Cats

<b>Live Release Rate</b>	84.52%	82.10%	-2.87%
<b>Euthanasia Rate</b>	13.85%	14.65%	5.76%
<b>Adoption Return Rate</b>	0.78%	1.38%	78.34%

#### Young (<= 5 mo)

<b>Live Release Rate</b>	93.59%	80.54%	-13.94%
<b>Euthanasia Rate</b>	5.13%	12.97%	152.97%
<b>Adoption Return Rate</b>	0.00%	0.00%	0.00%

#### Adult (>= 6 mo)

<b>Live Release Rate</b>	80.30%	82.88%	3.22%
<b>Euthanasia Rate</b>	17.91%	15.49%	-13.52%
<b>Adoption Return Rate</b>	1.63%	3.03%	86.36%



# The Animal Foundation Dashboard



All of us for all of them.

Others			
<b>Live Release Rate</b>	75.00%	84.39%	12.52%
<b>Euthanasia Rate</b>	14.02%	10.98%	-21.69%
<b>Adoption Return Rate</b>	0.00%	0.00%	0.00%
<b>Young (&lt;= 5 mo)</b>			
<b>Live Release Rate</b>	60.00%	100.00%	66.67%
<b>Euthanasia Rate</b>	0.00%	0.00%	0.00%
<b>Adoption Return Rate</b>	0.00%	0.00%	0.00%
<b>Adult (&gt;= 6 mo)</b>			
<b>Live Release Rate</b>	75.97%	84.30%	10.96%
<b>Euthanasia Rate</b>	14.94%	11.05%	-26.04%
<b>Adoption Return Rate</b>	0.00%	0.00%	0.00%