

The Animal Foundation Dashboard



All of us for all of them.

Intake Totals

	09/01/23 to 09/30/23	09/01/24 to 09/30/24	Percent Change
All Jurisdictions	1,920	2,244	16.88%
Dogs	1,199	1,197	-0.17%
Picked up by Animal Control	973	805	-17.27%
Stray Animals	624	514	-17.63%
Owner Surrenders	114	96	-15.79%
Adoption Returns	0	1	100.00%
Confiscations	235	194	-17.45%
Dropped off at The Animal Foundation	226	392	73.45%
Stray Animals	152	274	80.26%
Owner Surrenders	51	92	80.39%
Adoption Returns	16	21	31.25%
Born at TAF	7	5	-28.57%
Cats	518	880	69.88%
Picked up by Animal Control	370	493	33.24%
Stray Animals	259	324	25.10%
Owner Surrenders	30	87	190.00%
Confiscations	81	82	1.23%
Dropped off at The Animal Foundation	148	387	161.49%
Stray Animals	113	321	184.07%
Owner Surrenders	22	53	140.91%
Adoption Returns	3	6	100.00%
Born at TAF	10	7	-30.00%
Others	203	167	-17.73%
Picked up by Animal Control	157	130	-17.20%
Stray Animals	66	70	6.06%
Owner Surrenders	41	7	-82.93%
Confiscations	50	53	6.00%
Dropped off at The Animal Foundation	46	37	-19.57%
Stray Animals	23	17	-26.09%
Owner Surrenders	5	18	260.00%
Adoption Returns	2	2	0.00%
Born at TAF	16	0	-100.00%

The Animal Foundation Dashboard



All of us for all of them.

Outcome Totals

	09/01/23 to 09/30/23	09/01/24 to 09/30/24	Percent Change
All Jurisdictions	1,953	2,067	5.84%
Dogs	1,184	1,126	-4.90%
Adoption	467	462	-1.07%
Died	5	3	-40.00%
Euthanasia	263	167	-36.50%
Missing/Escaped	5	7	40.00%
Returned to Owner	301	319	5.98%
Transfer	143	168	17.48%
Cats	553	760	37.43%
Adoption	311	365	17.36%
Died	12	22	83.33%
Euthanasia	103	102	-0.97%
Missing/Escaped	1	0	-100.00%
Returned to Owner	18	35	94.44%
RTF	9	33	266.67%
SNR	63	177	180.95%
Transfer	36	26	-27.78%
Others	216	181	-16.20%
Adoption	115	66	-42.61%
Died	8	16	100.00%
Euthanasia	49	36	-26.53%
Missing/Escaped	1	1	0.00%
Returned to Owner	11	36	227.27%
RTF	2	5	150.00%
Transfer	30	21	-30.00%

Foster Statistics

09/01/23 to 09/30/23

09/01/24 to 09/30/24

Percent Change

All Jurisdictions

Total

Animals Sent to Foster	225	373	65.78%
Animal Returned from Foster	249	261	4.82%
Foster Parents	116	255	119.83%
Avg. Time in Foster	60	73	22.01%

Dogs

Animals Sent to Foster	92	182	97.83%
Animal Returned from Foster	103	103	0.00%
Foster Parents	69	162	134.78%
Avg. Time in Foster	35	81	127.23%

Cats

Animals Sent to Foster	126	191	51.59%
Animal Returned from Foster	110	147	33.64%
Foster Parents	47	95	102.13%
Avg. Time in Foster	96	71	-26.57%

Others

Animals Sent to Foster	7	0	-100.00%
Animal Returned from Foster	36	11	-69.44%
Foster Parents	2	0	-100.00%
Avg. Time in Foster	19	34	82.17%

The Animal Foundation Dashboard



All of us for all of them.

Shelter Surgery Totals

	9/1/2023 to 9/30/2023	9/1/2024 to 9/30/2024	Percent Change
All Jurisdictions	918	1,045	13.83%
Dogs	562	564	0.36%
Spay/Neuter	557	562	0.90%
Adoption	343	285	-16.91%
Transfer to Partner	40	33	-17.50%
Returned to Owner	146	179	22.60%
Foster	27	62	129.63%
Other Outcomes	1	3	200.00%
Other Surgery	5	2	-60.00%
Returned to Owner	3	2	-33.33%
Foster	2	0	-100.00%
Cats	331	469	41.69%
Spay/Neuter	331	469	41.69%
Adoption	224	232	3.57%
Transfer to Partner	7	4	-42.86%
Returned to Owner	9	23	155.56%
SNR	48	132	175.00%
Foster	37	71	91.89%
Other Outcomes	6	7	16.67%
Others	25	12	-52.00%
Spay/Neuter	25	12	-52.00%
Adoption	25	10	-60.00%
Transfer to Partner	0	2	200.00%

The Animal Foundation Dashboard

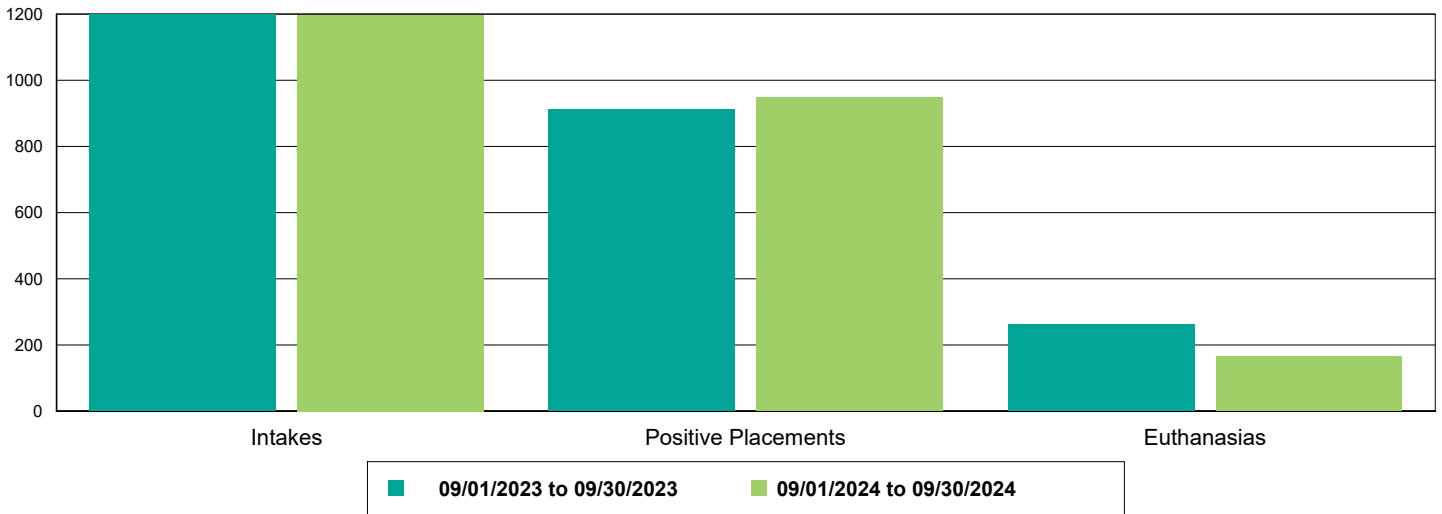


All of us for all of them.

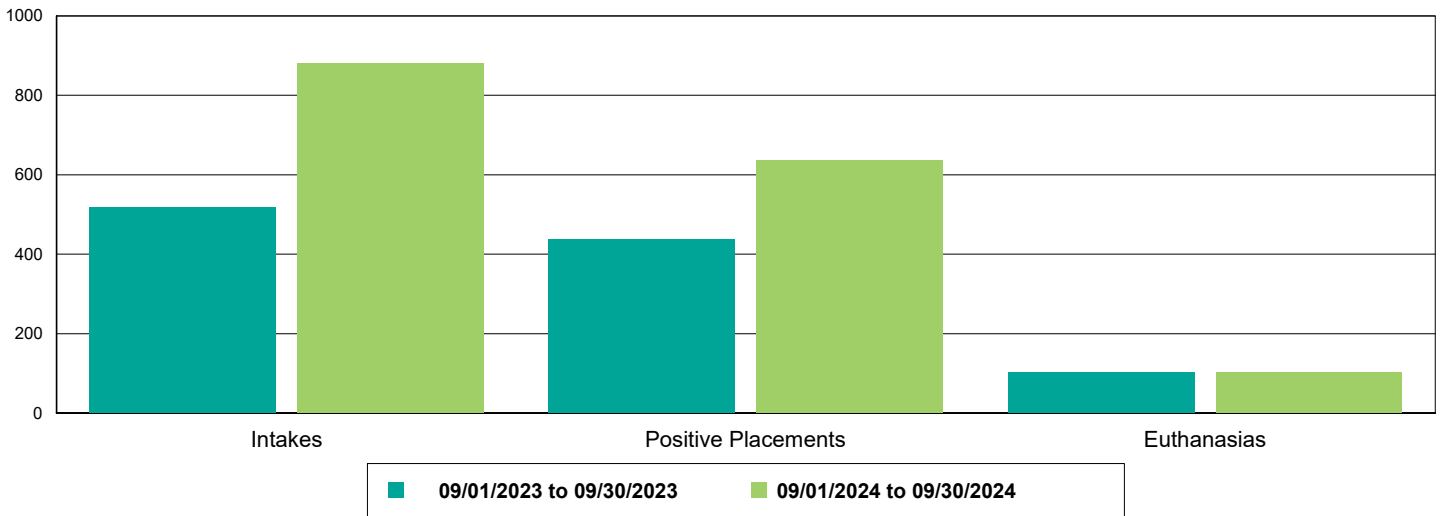
Public Services

	09/01/23 to 09/30/23	09/01/24 to 09/30/24	Percent Change
Dogs	258	728	182.17%
Owner Requested Euthanasia	66	72	9.09%
Vaccine Clinic - Animals Vaccinated	192	656	241.67%
Bordetella	102	363	255.88%
DAPPv	180	575	219.44%
DEWORM	117	286	144.44%
MICROCHIP	29	161	455.17%
Rabies	128	399	211.72%
Cats	59	263	345.76%
Owner Requested Euthanasia	11	10	-9.09%
Vaccine Clinic - Animals Vaccinated	48	253	427.08%
DEWORM	33	130	293.94%
FeLV	0	4	400.00%
FRCPC	46	240	421.74%
MICROCHIP	4	69	1,625.00%
Rabies	35	148	322.86%
Others	55	1	-98.18%
Owner Requested Euthanasia	55	1	-98.18%

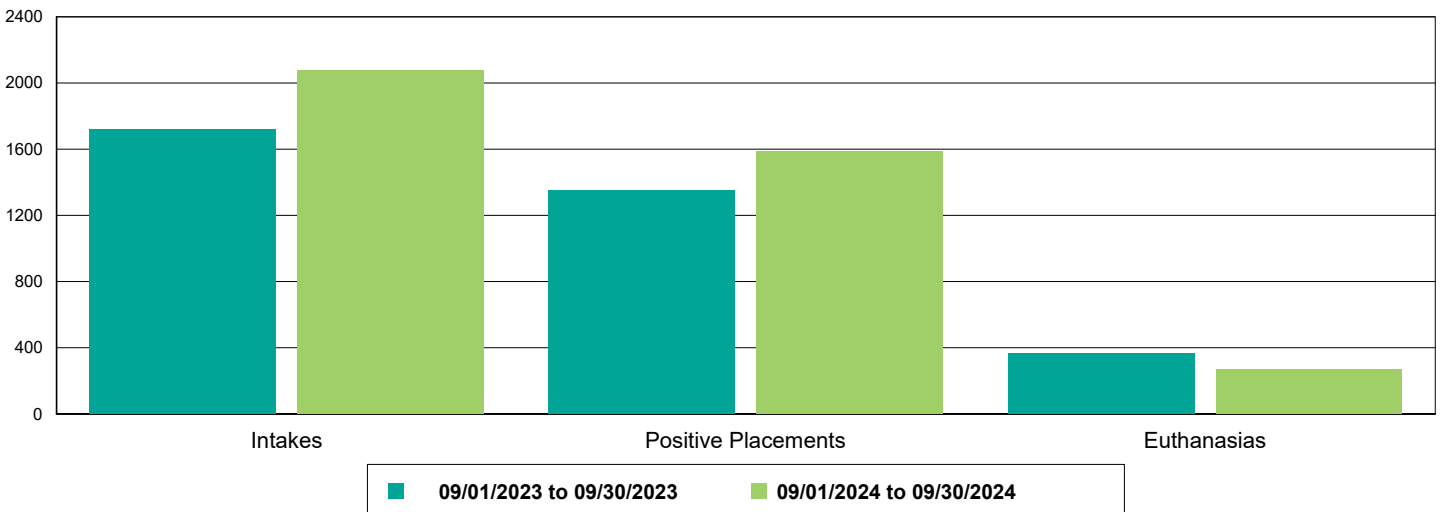
Dog Intakes, Positive Placements, and Euthanasias



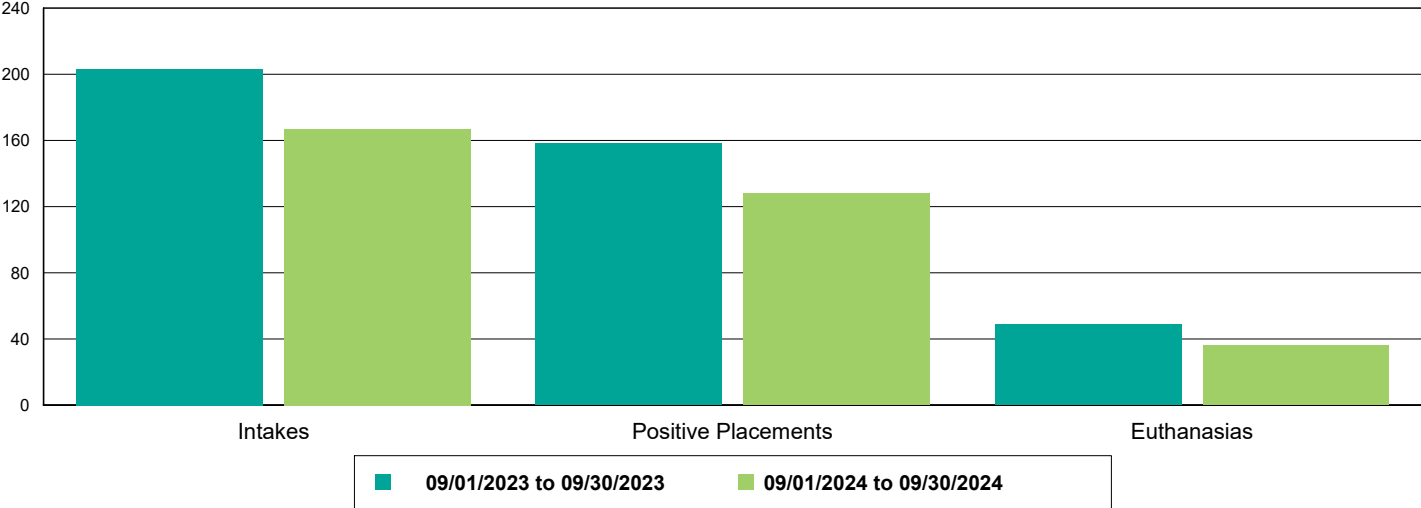
Cat Intakes, Positive Placements, and Euthanasias



Dogs And Cats Intakes, Positive Placements, and Euthanasias



Other Intakes, Positive Placements, and Euthanasias



Live Release, Euthanasia, and Adoption Return Rates

09/01/23 to 09/30/23

09/01/24 to 09/30/24

Percent Change

All Jurisdictions

Total

Live Release Rate	77.11%	82.87%	7.47%
Euthanasia Rate	21.25%	14.76%	-30.56%
Adoption Return Rate	2.35%	3.36%	42.86%

Dogs and Cats

Live Release Rate	77.61%	84.04%	8.29%
Euthanasia Rate	21.07%	14.26%	-32.31%
Adoption Return Rate	2.44%	3.39%	38.64%

Young (<= 5 mo)

Live Release Rate	81.67%	85.48%	4.67%
Euthanasia Rate	15.28%	9.84%	-35.62%
Adoption Return Rate	0.81%	1.43%	77.78%

Adult (>= 6 mo)

Live Release Rate	76.54%	83.62%	9.24%
Euthanasia Rate	22.59%	15.56%	-31.11%
Adoption Return Rate	3.21%	4.38%	36.54%

Dogs

Live Release Rate	76.94%	84.28%	9.54%
Euthanasia Rate	22.21%	14.83%	-33.23%
Adoption Return Rate	3.43%	4.76%	38.99%

Young (<= 5 mo)

Live Release Rate	87.50%	95.45%	9.09%
Euthanasia Rate	9.82%	3.41%	-65.29%
Adoption Return Rate	1.33%	4.88%	265.85%

Adult (>= 6 mo)

Live Release Rate	75.84%	83.33%	9.88%
Euthanasia Rate	23.51%	15.80%	-32.79%
Adoption Return Rate	3.83%	4.75%	24.15%

Cats

Live Release Rate	79.02%	83.68%	5.90%
Euthanasia Rate	18.63%	13.42%	-27.94%
Adoption Return Rate	0.96%	1.64%	70.41%

Young (<= 5 mo)

Live Release Rate	79.03%	82.89%	4.88%
Euthanasia Rate	17.74%	11.50%	-35.16%
Adoption Return Rate	0.58%	0.84%	45.38%

Adult (>= 6 mo)

Live Release Rate	79.02%	84.32%	6.72%
Euthanasia Rate	19.34%	14.96%	-22.64%
Adoption Return Rate	1.45%	3.15%	117.32%

The Animal Foundation Dashboard



All of us for all of them.

Others			
Live Release Rate	73.15%	70.72%	-3.32%
Euthanasia Rate	22.69%	19.89%	-12.32%
Adoption Return Rate	1.74%	3.03%	74.24%
Young (<= 5 mo)			
Live Release Rate	93.94%	75.00%	-20.16%
Euthanasia Rate	3.03%	0.00%	-100.00%
Adoption Return Rate	0.00%	0.00%	0.00%
Adult (>= 6 mo)			
Live Release Rate	69.40%	70.62%	1.76%
Euthanasia Rate	26.23%	20.34%	-22.46%
Adoption Return Rate	2.20%	3.17%	44.44%