

The Animal Foundation Dashboard



All of us for all of them.

Intake Totals

	08/01/23 to 08/31/23	08/01/24 to 08/31/24	Percent Change
All Jurisdictions	2,071	2,308	11.44%
Dogs	1,209	1,226	1.41%
Picked up by Animal Control	1,031	818	-20.66%
Stray Animals	683	493	-27.82%
Owner Surrenders	100	90	-10.00%
Confiscations	248	235	-5.24%
Dropped off at The Animal Foundation	178	408	129.21%
Stray Animals	117	273	133.33%
Owner Surrenders	48	108	125.00%
Adoption Returns	13	27	107.69%
Cats	625	899	43.84%
Picked up by Animal Control	421	456	8.31%
Stray Animals	271	272	0.37%
Owner Surrenders	34	67	97.06%
Confiscations	116	117	0.86%
Dropped off at The Animal Foundation	204	443	117.16%
Stray Animals	140	372	165.71%
Owner Surrenders	57	60	5.26%
Adoption Returns	3	6	100.00%
Born at TAF	4	5	25.00%
Others	237	183	-22.78%
Picked up by Animal Control	179	128	-28.49%
Stray Animals	107	94	-12.15%
Owner Surrenders	2	2	0.00%
Confiscations	70	32	-54.29%
Dropped off at The Animal Foundation	58	55	-5.17%
Stray Animals	19	29	52.63%
Owner Surrenders	3	18	500.00%
Adoption Returns	2	1	-50.00%
Born at TAF	34	7	-79.41%

The Animal Foundation Dashboard



All of us for all of them.

Outcome Totals

	08/01/23 to 08/31/23	08/01/24 to 08/31/24	Percent Change
All Jurisdictions	2,353	2,224	-5.48%
Dogs	1,337	1,233	-7.78%
Adoption	558	552	-1.08%
Died	4	2	-50.00%
Euthanasia	295	167	-43.39%
Missing/Escaped	1	7	600.00%
Returned to Owner	325	316	-2.77%
Transfer	154	189	22.73%
Cats	631	815	29.16%
Adoption	335	413	23.28%
Died	25	34	36.00%
Euthanasia	101	113	11.88%
Missing/Escaped	1	0	-100.00%
Returned to Owner	34	34	0.00%
RTF	16	42	162.50%
SNR	86	138	60.47%
Transfer	33	41	24.24%
Others	385	176	-54.29%
Adoption	205	68	-66.83%
Died	25	11	-56.00%
Euthanasia	124	50	-59.68%
Missing/Escaped	0	13	1,300.00%
Returned to Owner	3	11	266.67%
RTF	1	5	400.00%
Transfer	27	18	-33.33%

Foster Statistics

08/01/23 to 08/31/23

08/01/24 to 08/31/24

Percent Change

All Jurisdictions

Total

Animals Sent to Foster	237	447	88.61%
Animal Returned from Foster	230	382	66.09%
Foster Parents	125	301	140.80%
Avg. Time in Foster	98	67	-31.34%

Dogs

Animals Sent to Foster	81	187	130.86%
Animal Returned from Foster	93	170	82.80%
Foster Parents	71	169	138.03%
Avg. Time in Foster	80	68	-14.62%

Cats

Animals Sent to Foster	128	253	97.66%
Animal Returned from Foster	126	210	66.67%
Foster Parents	56	134	139.29%
Avg. Time in Foster	117	67	-42.79%

Others

Animals Sent to Foster	28	7	-75.00%
Animal Returned from Foster	11	2	-81.82%
Foster Parents	1	1	0.00%
Avg. Time in Foster	40	66	67.53%

The Animal Foundation Dashboard



All of us for all of them.

Shelter Surgery Totals

	8/1/2023 to 8/31/2023	8/1/2024 to 8/31/2024	Percent Change
All Jurisdictions	926	1,084	17.06%
Dogs	535	528	-1.31%
Spay/Neuter	534	527	-1.31%
Adoption	324	284	-12.35%
Transfer to Partner	43	52	20.93%
Returned to Owner	142	138	-2.82%
Foster	18	51	183.33%
Other Outcomes	7	2	-71.43%
Other Surgery	1	1	0.00%
Returned to Owner	1	1	0.00%
Cats	360	550	52.78%
Spay/Neuter	360	550	52.78%
Adoption	241	287	19.09%
Transfer to Partner	3	8	166.67%
Returned to Owner	6	17	183.33%
SNR	59	76	28.81%
Foster	49	157	220.41%
Other Outcomes	2	5	150.00%
Others	31	6	-80.65%
Spay/Neuter	31	6	-80.65%
Adoption	22	6	-72.73%
Transfer to Partner	4	0	-100.00%
Returned to Owner	2	0	-100.00%
Foster	3	0	-100.00%

The Animal Foundation Dashboard

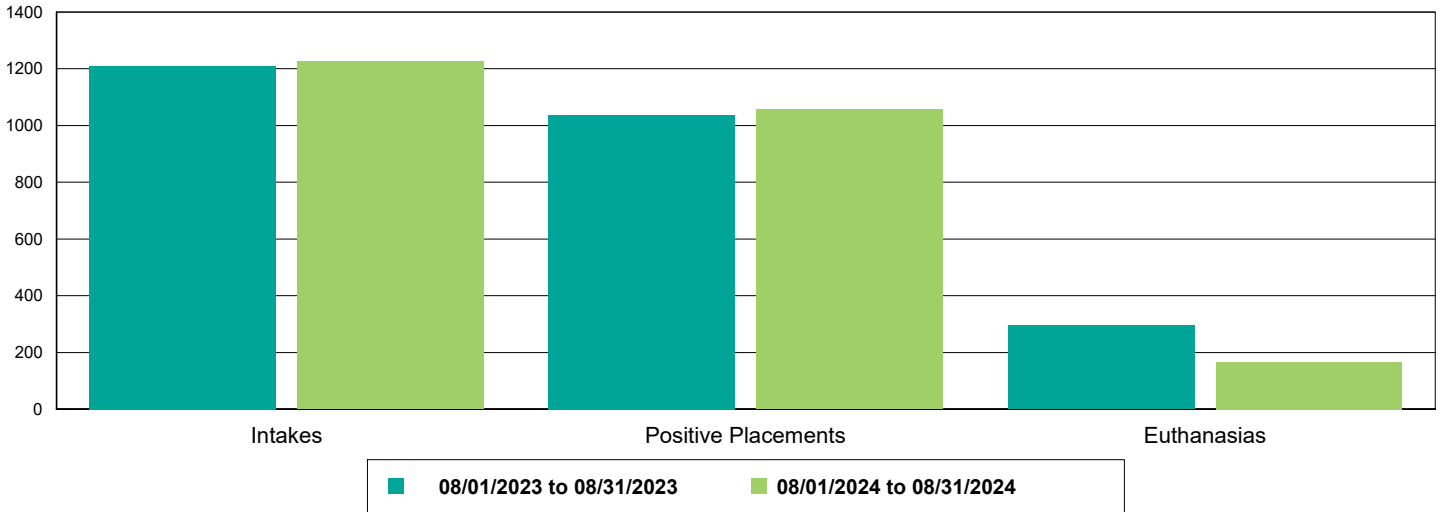


All of us for all of them.

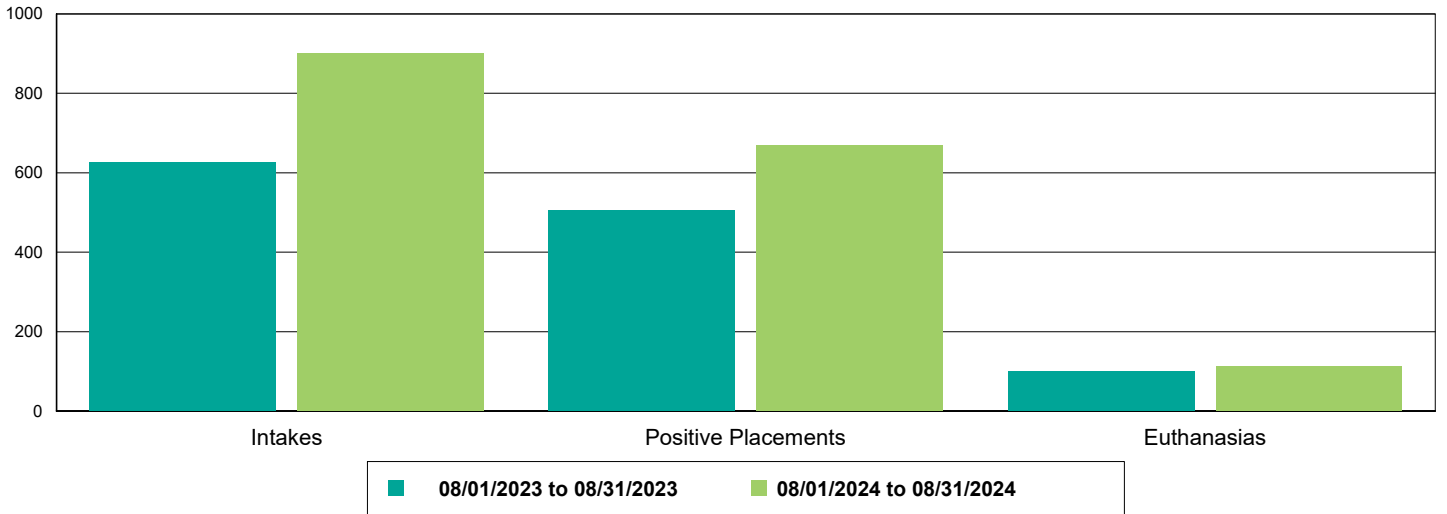
Public Services

	08/01/23 to 08/31/23	08/01/24 to 08/31/24	Percent Change
Dogs	259	750	189.58%
Owner Requested Euthanasia	62	76	22.58%
Vaccine Clinic - Animals Vaccinated	197	674	242.13%
Bordetella	129	349	170.54%
DAPPv	183	556	203.83%
DEWORM	117	303	158.97%
MICROCHIP	33	205	521.21%
Rabies	130	406	212.31%
Cats	46	248	439.13%
Owner Requested Euthanasia	9	10	11.11%
Vaccine Clinic - Animals Vaccinated	37	238	543.24%
DEWORM	20	140	600.00%
FeLV	0	5	500.00%
FRCP	34	218	541.18%
MICROCHIP	5	43	760.00%
Rabies	26	153	488.46%
Others	1	1	0.00%
Owner Requested Euthanasia	0	1	100.00%

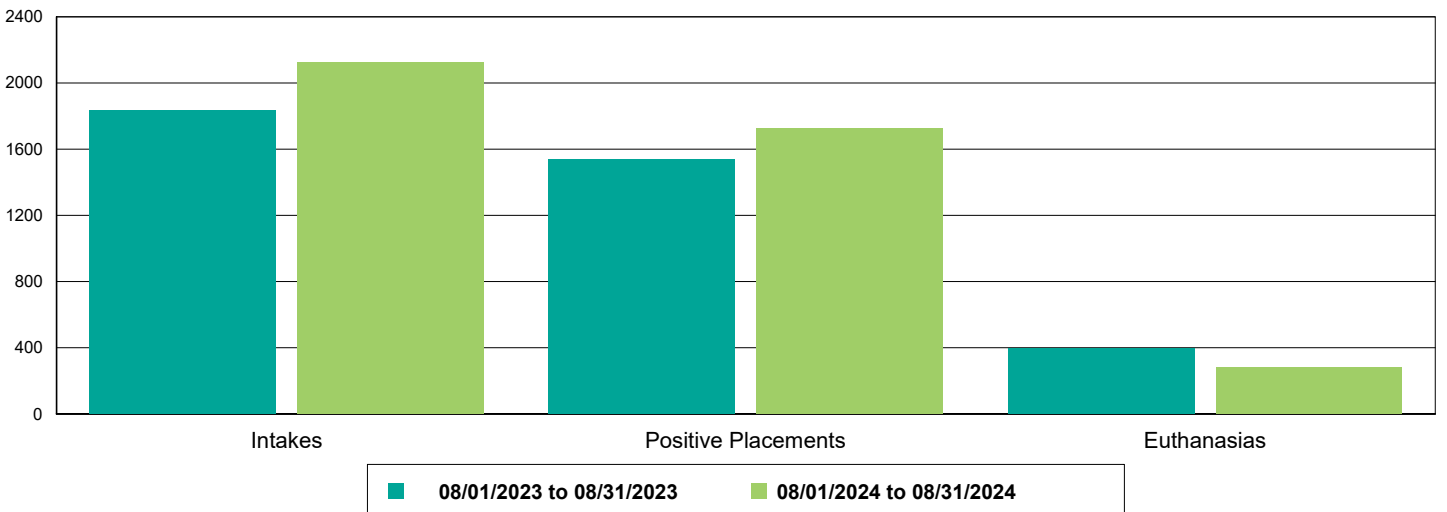
Dog Intakes, Positive Placements, and Euthanasias



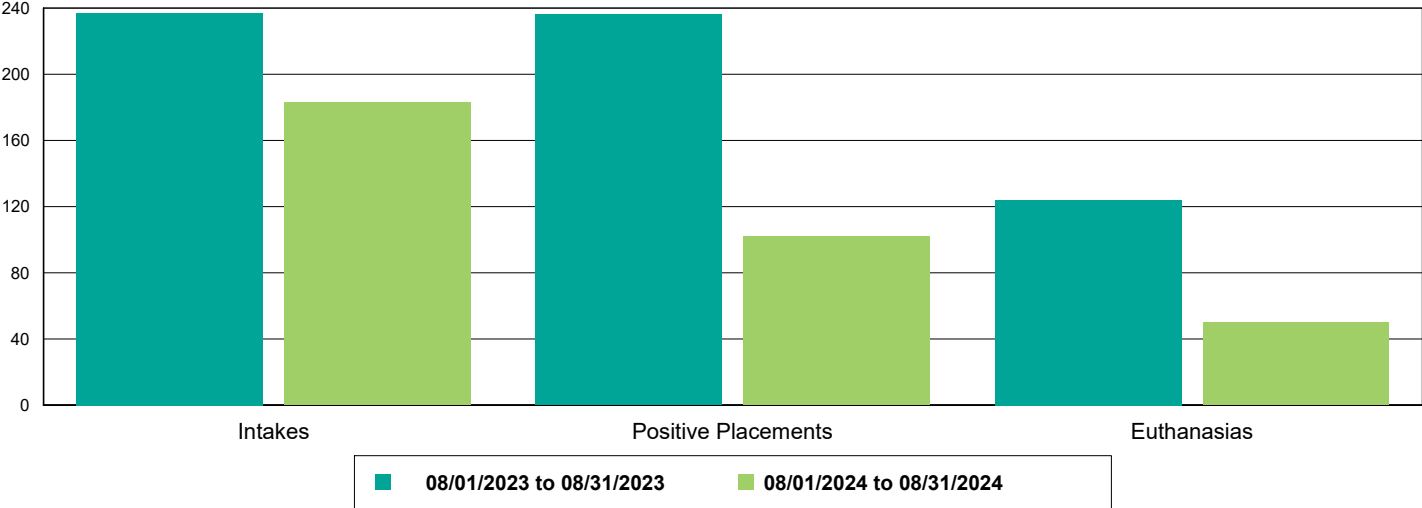
Cat Intakes, Positive Placements, and Euthanasias



Dogs And Cats Intakes, Positive Placements, and Euthanasias



Other Intakes, Positive Placements, and Euthanasias



The Animal Foundation Dashboard



All of us for all of them.

Live Release, Euthanasia, and Adoption Return Rates

08/01/23 to 08/31/23

08/01/24 to 08/31/24

Percent Change

All Jurisdictions

Total

Live Release Rate	75.52%	82.15%	8.78%
Euthanasia Rate	22.10%	14.84%	-32.86%
Adoption Return Rate	1.64%	3.29%	100.77%

Dogs and Cats

Live Release Rate	78.30%	84.23%	7.57%
Euthanasia Rate	20.12%	13.67%	-32.05%
Adoption Return Rate	1.79%	3.42%	90.86%

Young (<= 5 mo)

Live Release Rate	85.32%	82.09%	-3.79%
Euthanasia Rate	9.70%	12.60%	29.94%
Adoption Return Rate	0.39%	0.92%	136.50%

Adult (>= 6 mo)

Live Release Rate	76.73%	84.94%	10.70%
Euthanasia Rate	22.46%	14.03%	-37.56%
Adoption Return Rate	2.36%	4.69%	99.06%

Dogs

Live Release Rate	77.56%	85.73%	10.53%
Euthanasia Rate	22.06%	13.54%	-38.61%
Adoption Return Rate	2.33%	4.89%	109.95%

Young (<= 5 mo)

Live Release Rate	97.85%	97.50%	-0.36%
Euthanasia Rate	2.15%	1.25%	-41.88%
Adoption Return Rate	0.00%	0.00%	0.00%

Adult (>= 6 mo)

Live Release Rate	76.05%	84.91%	11.66%
Euthanasia Rate	23.55%	14.40%	-38.87%
Adoption Return Rate	2.67%	5.28%	97.53%

Cats

Live Release Rate	79.87%	81.96%	2.62%
Euthanasia Rate	16.01%	13.87%	-13.38%
Adoption Return Rate	0.90%	1.45%	62.23%

Young (<= 5 mo)

Live Release Rate	80.97%	79.21%	-2.18%
Euthanasia Rate	12.31%	14.72%	19.54%
Adoption Return Rate	0.54%	1.05%	94.74%

Adult (>= 6 mo)

Live Release Rate	79.06%	85.01%	7.53%
Euthanasia Rate	18.73%	12.92%	-31.03%
Adoption Return Rate	1.33%	2.34%	75.78%

The Animal Foundation Dashboard



All of us for all of them.

Others			
Live Release Rate	61.30%	57.95%	-5.46%
Euthanasia Rate	32.21%	28.41%	-11.79%
Adoption Return Rate	0.98%	1.47%	50.74%
Young (<= 5 mo)			
Live Release Rate	88.37%	100.00%	13.16%
Euthanasia Rate	6.98%	0.00%	-100.00%
Adoption Return Rate	0.00%	0.00%	0.00%
Adult (>= 6 mo)			
Live Release Rate	57.89%	57.47%	-0.73%
Euthanasia Rate	35.38%	28.74%	-18.78%
Adoption Return Rate	1.16%	1.52%	30.30%