

The Animal Foundation Dashboard



All of us for all of them.

Intake Totals

	06/01/23 to 06/30/23	06/01/24 to 06/30/24	Percent Change
All Jurisdictions	2,102	2,569	22.22%
Dogs	1,145	1,456	27.16%
<u>Picked up by Animal Control</u>	934	1,036	10.92%
<u>Stray Animals</u>	589	633	7.47%
<u>Owner Surrenders</u>	86	106	23.26%
<u>Confiscations</u>	259	297	14.67%
<u>Dropped off at The Animal Foundation</u>	211	420	99.05%
<u>Stray Animals</u>	126	279	121.43%
<u>Owner Surrenders</u>	61	115	88.52%
<u>Adoption Returns</u>	15	22	46.67%
<u>Born at TAF</u>	9	4	-55.56%
Cats	654	847	29.51%
<u>Picked up by Animal Control</u>	465	476	2.37%
<u>Stray Animals</u>	351	391	11.40%
<u>Owner Surrenders</u>	38	20	-47.37%
<u>Confiscations</u>	76	65	-14.47%
<u>Dropped off at The Animal Foundation</u>	189	371	96.30%
<u>Stray Animals</u>	146	320	119.18%
<u>Owner Surrenders</u>	28	42	50.00%
<u>Adoption Returns</u>	3	4	33.33%
<u>Born at TAF</u>	12	5	-58.33%
Others	303	266	-12.21%
<u>Picked up by Animal Control</u>	244	232	-4.92%
<u>Stray Animals</u>	107	121	13.08%
<u>Owner Surrenders</u>	57	1	-98.25%
<u>Confiscations</u>	80	110	37.50%
<u>Dropped off at The Animal Foundation</u>	59	34	-42.37%
<u>Stray Animals</u>	22	19	-13.64%
<u>Owner Surrenders</u>	4	12	200.00%
<u>Adoption Returns</u>	0	3	300.00%
<u>Born at TAF</u>	33	0	-100.00%

The Animal Foundation Dashboard



All of us for all of them.

Outcome Totals

	06/01/23 to 06/30/23	06/01/24 to 06/30/24	Percent Change
All Jurisdictions	2,004	2,294	14.47%
Dogs	1,153	1,205	4.51%
Adoption	485	440	-9.28%
Died	9	8	-11.11%
Euthanasia	245	216	-11.84%
Missing/Escaped	1	8	700.00%
Returned to Owner	279	352	26.16%
Transfer	134	181	35.07%
Cats	635	807	27.09%
Adoption	350	436	24.57%
Died	16	32	100.00%
Euthanasia	134	103	-23.13%
Missing/Escaped	2	0	-100.00%
Returned to Owner	22	32	45.45%
RTF	12	31	158.33%
SNR	84	136	61.90%
Transfer	15	37	146.67%
Others	216	282	30.56%
Adoption	73	132	80.82%
Died	25	14	-44.00%
Euthanasia	66	60	-9.09%
Missing/Escaped	0	1	100.00%
Returned to Owner	10	20	100.00%
RTF	5	13	160.00%
Transfer	37	42	13.51%

Foster Statistics

06/01/23 to 06/30/23

06/01/24 to 06/30/24

Percent Change

All Jurisdictions

Total

Animals Sent to Foster	335	523	56.12%
Animal Returned from Foster	248	267	7.66%
Foster Parents	162	324	100.00%
Avg. Time in Foster	52	40	-23.45%

Dogs

Animals Sent to Foster	114	250	119.30%
Animal Returned from Foster	87	82	-5.75%
Foster Parents	84	219	160.71%
Avg. Time in Foster	22	26	17.96%

Cats

Animals Sent to Foster	192	272	41.67%
Animal Returned from Foster	152	180	18.42%
Foster Parents	74	106	43.24%
Avg. Time in Foster	71	47	-34.60%

Others

Animals Sent to Foster	29	1	-96.55%
Animal Returned from Foster	9	5	-44.44%
Foster Parents	7	1	-85.71%
Avg. Time in Foster	5	3	-42.73%

The Animal Foundation Dashboard



All of us for all of them.

Shelter Surgery Totals

	6/1/2023 to 6/30/2023	6/1/2024 to 6/30/2024	Percent Change
All Jurisdictions	1,060	1,095	3.30%
Dogs	595	518	-12.94%
Spay/Neuter	593	518	-12.65%
Adoption	365	253	-30.68%
Transfer to Partner	47	52	10.64%
Returned to Owner	136	167	22.79%
Foster	40	41	2.50%
Other Outcomes	5	5	0.00%
Other Surgery	2	0	-100.00%
Adoption	1	0	-100.00%
Returned to Owner	1	0	-100.00%
Cats	426	564	32.39%
Spay/Neuter	426	564	32.39%
Adoption	274	357	30.29%
Transfer to Partner	4	13	225.00%
Returned to Owner	3	16	433.33%
SNR	83	90	8.43%
TNR	6	1	-83.33%
Foster	54	85	57.41%
Other Outcomes	2	2	0.00%
Others	39	13	-66.67%
Spay/Neuter	38	13	-65.79%
Adoption	30	7	-76.67%
Transfer to Partner	8	3	-62.50%
Other Outcomes	0	3	300.00%
Other Surgery	1	0	-100.00%
Transfer to Partner	1	0	-100.00%

The Animal Foundation Dashboard

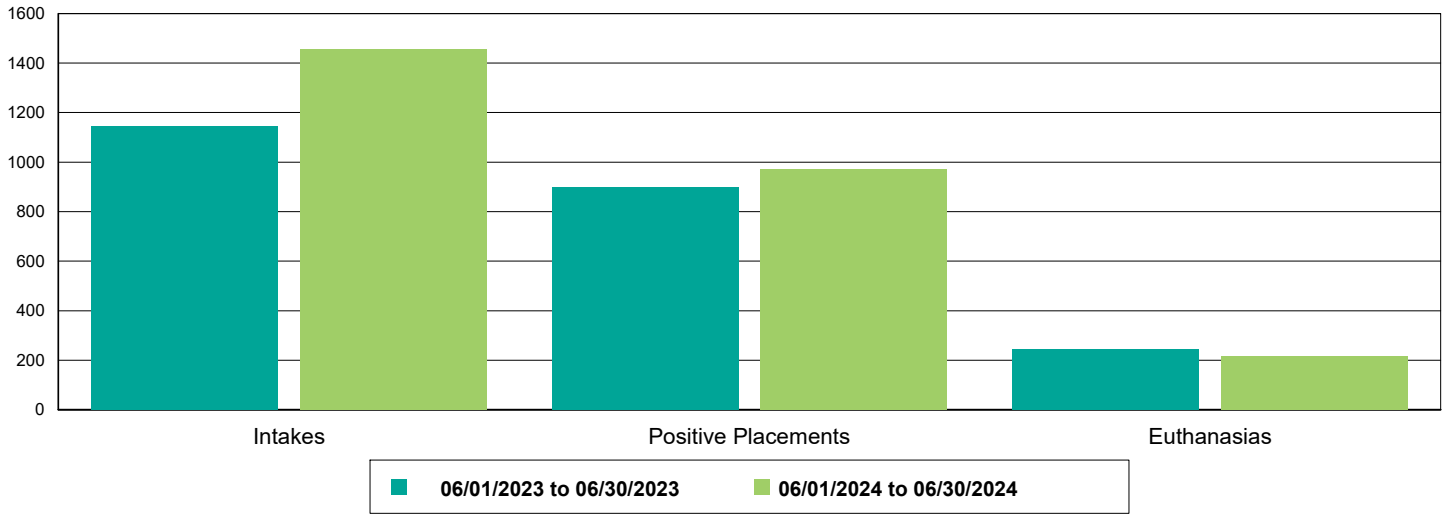


All of us for all of them.

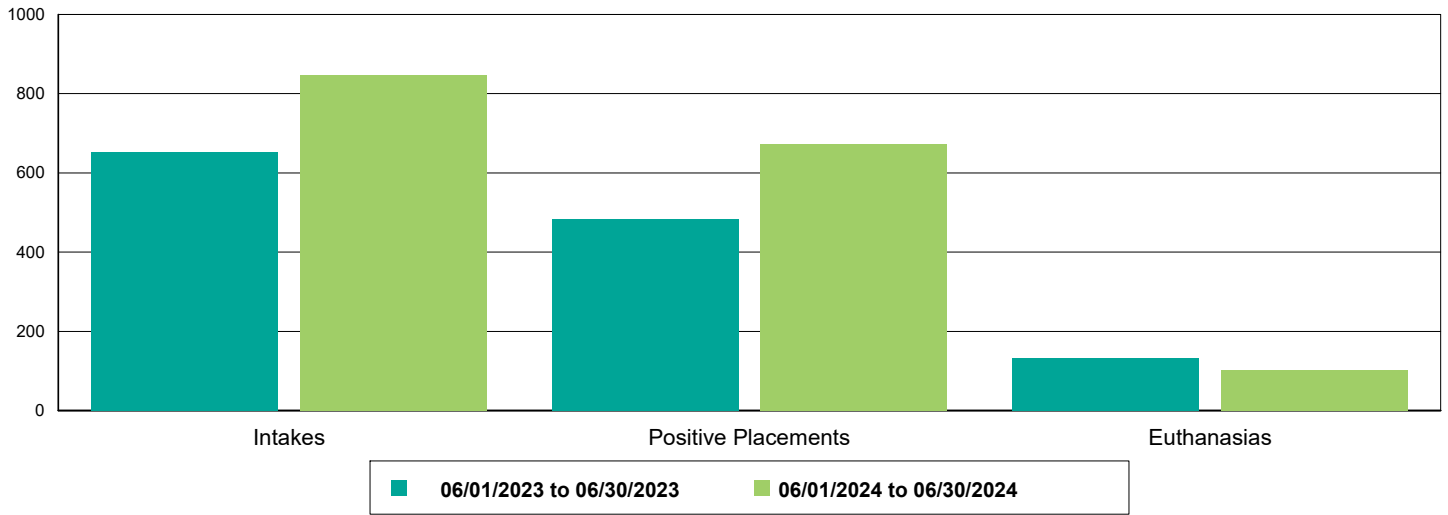
Public Services

	06/01/23 to 06/30/23	06/01/24 to 06/30/24	Percent Change
Dogs	158	730	362.03%
Owner Requested Euthanasia	70	73	4.29%
Vaccine Clinic - Animals Vaccinated	89	657	638.20%
Bordetella	48	334	595.83%
DAPPv	84	567	575.00%
DEWORM	60	310	416.67%
MICROCHIP	20	100	400.00%
Rabies	52	408	684.62%
Cats	32	241	653.13%
Owner Requested Euthanasia	14	11	-21.43%
Public S/N Clinic - Microchips Implanted	0	2	200.00%
Public S/N Clinic - Animals Vaccinated	0	1	100.00%
FVRCP	0	1	100.00%
Rabies	0	1	100.00%
Vaccine Clinic - Animals Vaccinated	18	228	1,166.67%
DEWORM	16	132	725.00%
FeLV	0	2	200.00%
FRCPC	17	222	1,205.88%
MICROCHIP	4	30	650.00%
Rabies	11	149	1,254.55%

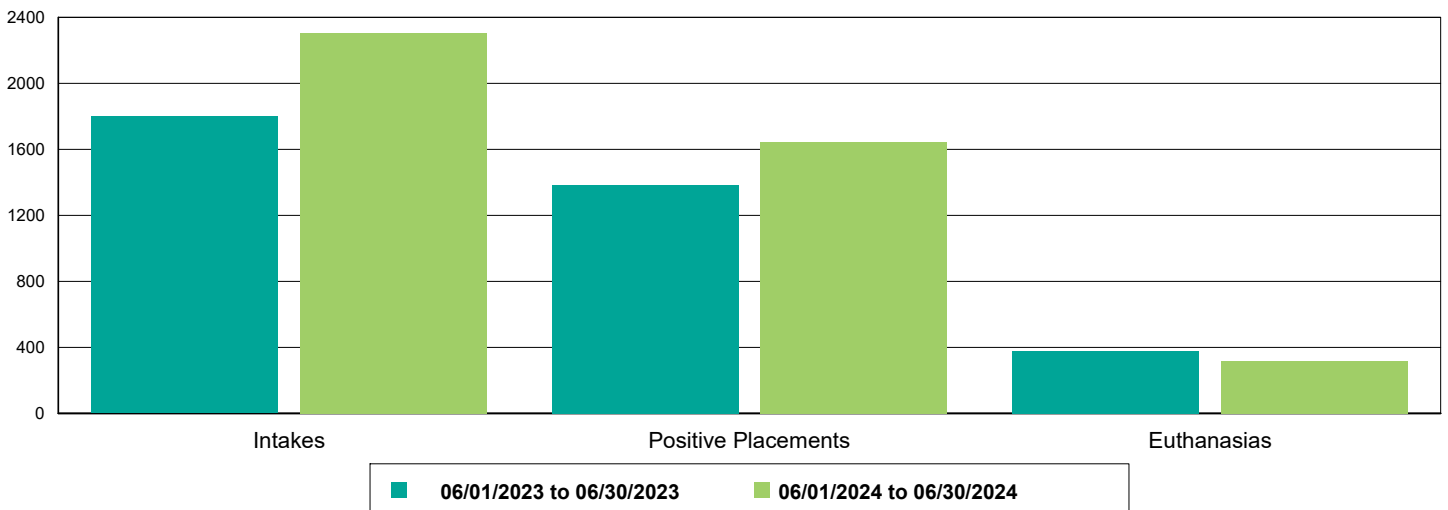
Dog Intakes, Positive Placements, and Euthanasias



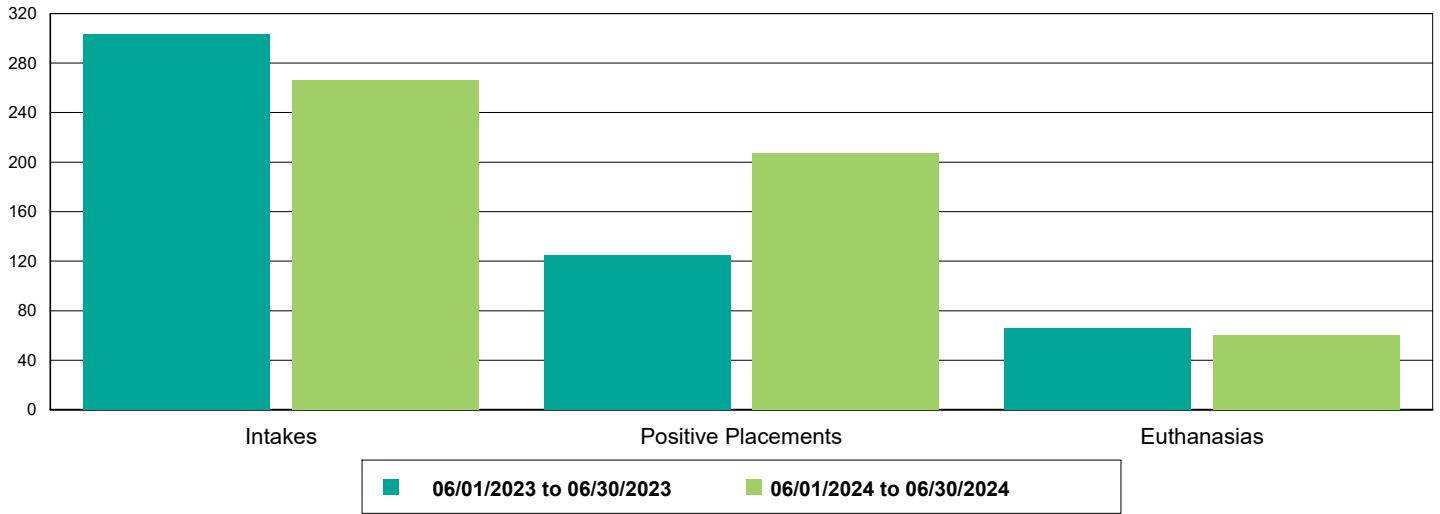
Cat Intakes, Positive Placements, and Euthanasias



Dogs And Cats Intakes, Positive Placements, and Euthanasias



Other Intakes, Positive Placements, and Euthanasias



Live Release, Euthanasia, and Adoption Return Rates

06/01/23 to 06/30/23

06/01/24 to 06/30/24

Percent Change

All Jurisdictions

Total

<u>Live Release Rate</u>	75.15%	80.73%	7.43%
<u>Euthanasia Rate</u>	22.21%	16.52%	-25.60%
<u>Adoption Return Rate</u>	1.98%	2.88%	45.13%

Dogs and Cats

<u>Live Release Rate</u>	77.24%	81.76%	5.86%
<u>Euthanasia Rate</u>	21.20%	15.85%	-25.20%
<u>Adoption Return Rate</u>	2.16%	2.97%	37.68%

Young (<= 5 mo)

<u>Live Release Rate</u>	84.02%	84.88%	1.02%
<u>Euthanasia Rate</u>	12.59%	10.02%	-20.43%
<u>Adoption Return Rate</u>	0.96%	1.08%	12.38%

Adult (>= 6 mo)

<u>Live Release Rate</u>	75.20%	80.65%	7.24%
<u>Euthanasia Rate</u>	23.78%	17.94%	-24.58%
<u>Adoption Return Rate</u>	2.86%	4.34%	51.58%

Dogs

<u>Live Release Rate</u>	77.88%	80.75%	3.68%
<u>Euthanasia Rate</u>	21.25%	17.93%	-15.64%
<u>Adoption Return Rate</u>	3.09%	5.00%	61.67%

Young (<= 5 mo)

<u>Live Release Rate</u>	90.27%	91.30%	1.15%
<u>Euthanasia Rate</u>	7.08%	4.35%	-38.59%
<u>Adoption Return Rate</u>	1.27%	2.56%	102.56%

Adult (>= 6 mo)

<u>Live Release Rate</u>	76.54%	79.87%	4.36%
<u>Euthanasia Rate</u>	22.79%	19.05%	-16.42%
<u>Adoption Return Rate</u>	3.45%	5.24%	51.87%

Cats

<u>Live Release Rate</u>	76.06%	83.27%	9.48%
<u>Euthanasia Rate</u>	21.10%	12.76%	-39.52%
<u>Adoption Return Rate</u>	0.86%	0.92%	7.03%

Young (<= 5 mo)

<u>Live Release Rate</u>	81.67%	83.52%	2.27%
<u>Euthanasia Rate</u>	14.67%	11.21%	-23.55%
<u>Adoption Return Rate</u>	0.86%	0.91%	5.45%

Adult (>= 6 mo)

<u>Live Release Rate</u>	71.04%	82.97%	16.79%
<u>Euthanasia Rate</u>	26.87%	14.59%	-45.68%
<u>Adoption Return Rate</u>	0.85%	0.94%	11.32%

The Animal Foundation Dashboard



All of us for all of them.

Others			
<u>Live Release Rate</u>	57.87%	73.40%	26.84%
<u>Euthanasia Rate</u>	30.56%	21.28%	-30.37%
<u>Adoption Return Rate</u>	0.00%	2.27%	227.27%
Young (<= 5 mo)			
<u>Live Release Rate</u>	56.25%	76.92%	36.75%
<u>Euthanasia Rate</u>	12.50%	23.08%	84.62%
<u>Adoption Return Rate</u>	0.00%	0.00%	0.00%
Adult (>= 6 mo)			
<u>Live Release Rate</u>	58.00%	73.23%	26.27%
<u>Euthanasia Rate</u>	32.00%	21.19%	-33.78%
<u>Adoption Return Rate</u>	0.00%	2.46%	245.90%