

The Animal Foundation Dashboard



All of us for all of them.

Intake Totals

	05/01/20 to 05/31/20	05/01/21 to 05/31/21	Percent Change
All Jurisdictions	1,369	1,988	45.22%
Dogs	763	992	30.01%
Picked up by Animal Control	482	658	36.51%
Stray Animals	305	433	41.97%
Owner Surrenders	45	43	-4.44%
Confiscations	132	182	37.88%
Dropped off at The Animal Foundation	281	334	18.86%
Stray Animals	229	241	5.24%
Owner Surrenders	11	53	381.82%
Adoption Returns	36	40	11.11%
Born at TAF	5	0	-100.00%
Cats	430	719	67.21%
Picked up by Animal Control	139	365	162.59%
Stray Animals	113	304	169.03%
Owner Surrenders	1	18	1,700.00%
Confiscations	25	43	72.00%
Dropped off at The Animal Foundation	291	354	21.65%
Stray Animals	278	309	11.15%
Owner Surrenders	10	37	270.00%
Adoption Returns	3	8	166.67%
Others	176	277	57.39%
Picked up by Animal Control	144	202	40.28%
Stray Animals	137	139	1.46%
Owner Surrenders	2	2	0.00%
Confiscations	5	61	1,120.00%
Dropped off at The Animal Foundation	32	75	134.38%
Stray Animals	31	42	35.48%
Owner Surrenders	0	31	3,100.00%
Adoption Returns	1	2	100.00%

The Animal Foundation Dashboard



All of us for all of them.

Outcome Totals

	05/01/20 to 05/31/20	05/01/21 to 05/31/21	Percent Change
All Jurisdictions	1,286	1,761	36.94%
Dogs	745	904	21.34%
Adoption	286	401	40.21%
Died	6	3	-50.00%
Euthanasia	70	69	-1.43%
Returned to Owner	279	329	17.92%
Transfer	104	102	-1.92%
Cats	387	613	58.40%
Adoption	222	319	43.69%
Died	7	19	171.43%
Euthanasia	64	80	25.00%
Returned to Owner	20	19	-5.00%
RTF	23	21	-8.70%
SNR	13	73	461.54%
Transfer	38	82	115.79%
Others	154	244	58.44%
Adoption	38	61	60.53%
Died	7	42	500.00%
Euthanasia	70	78	11.43%
Missing/Escaped	1	0	-100.00%
Returned to Owner	6	4	-33.33%
RTF	5	6	20.00%
Transfer	27	53	96.30%

The Animal Foundation Dashboard



All of us for all of them.

Foster Statistics

05/01/20 to 05/31/20

05/01/21 to 05/31/21

Percent Change

All Jurisdictions

Total

Animals Sent to Foster	289	356	23.18%
Animal Returned from Foster	296	289	-2.36%
Foster Parents	136	215	58.09%
Avg. Time in Foster	38	27	-29.34%

Dogs

Animals Sent to Foster	71	67	-5.63%
Animal Returned from Foster	99	59	-40.40%
Foster Parents	52	58	11.54%
Avg. Time in Foster	31	16	-49.07%

Cats

Animals Sent to Foster	214	274	28.04%
Animal Returned from Foster	187	219	17.11%
Foster Parents	83	156	87.95%
Avg. Time in Foster	39	31	-20.91%

Others

Animals Sent to Foster	4	15	275.00%
Animal Returned from Foster	10	11	10.00%
Foster Parents	3	2	-33.33%
Avg. Time in Foster	95	10	-89.74%

The Animal Foundation Dashboard



All of us for all of them.

Shelter Surgery Totals

	5/1/2020 to 5/31/2020	5/1/2021 to 5/31/2021	Percent Change
All Jurisdictions	195	757	288.21%
Dogs	93	385	313.98%
Spay/Neuter	86	385	347.67%
Adoption	68	202	197.06%
Transfer to Partner	5	38	660.00%
Returned to Owner	3	124	4033.33%
Foster	9	18	100.00%
Other Outcomes	1	3	200.00%
Other Surgery	7	0	-100.00%
Adoption	3	0	-100.00%
Transfer to Partner	3	0	-100.00%
Other Outcomes	1	0	-100.00%
Cats	98	363	270.41%
Spay/Neuter	98	363	270.41%
Adoption	83	243	192.77%
Transfer to Partner	0	5	500.00%
Returned to Owner	1	10	900.00%
SNR	13	48	269.23%
TNR	0	30	3000.00%
Foster	1	13	1200.00%
Other Outcomes	0	14	1400.00%
Others	4	9	125.00%
Spay/Neuter	4	9	125.00%
Adoption	4	6	50.00%
Transfer to Partner	0	1	100.00%
Foster	0	1	100.00%
Other Outcomes	0	1	100.00%

The Animal Foundation Dashboard



All of us for all of them.

Public Services

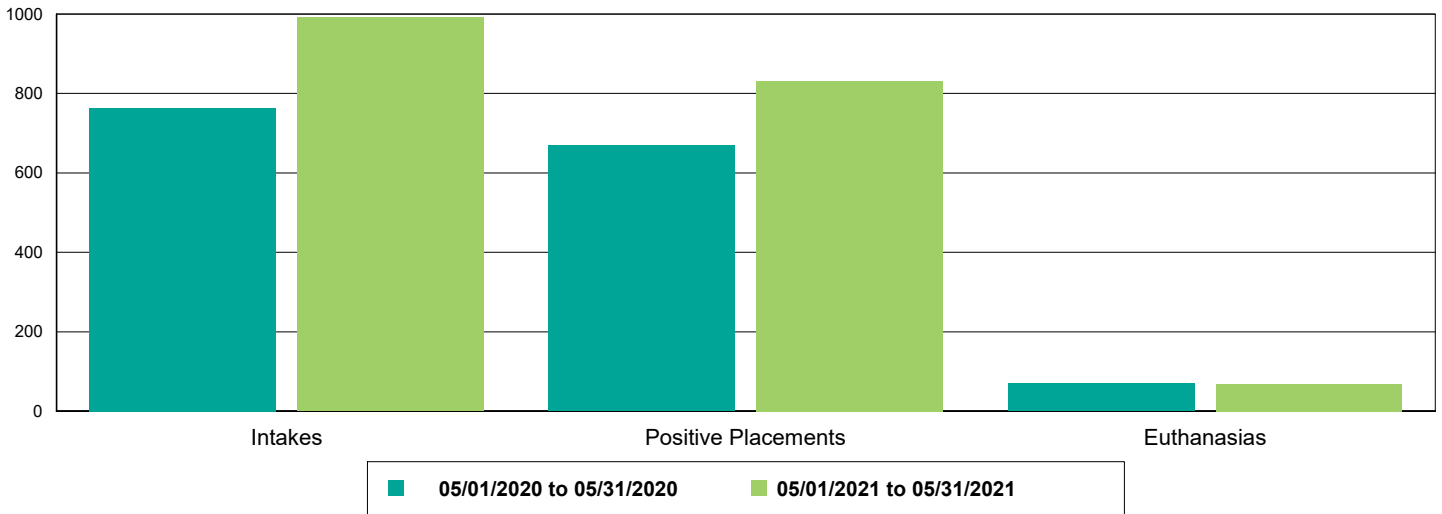
	05/01/20 to 05/31/20	05/01/21 to 05/31/21	Percent Change
Dogs	212	326	53.77%
Owner Requested Euthanasia	212	137	-35.38%
Vaccine Clinic - Microchips Implanted	0	15	1,500.00%
Vaccine Clinic - Animals Vaccinated	0	187	18,700.00%
Bordetella	0	63	6,300.00%
DAPPv	0	167	16,700.00%
Deworming	0	83	8,300.00%
K9 FLU BIVALENT	0	1	100.00%
Rabies	0	121	12,100.00%
Cats	52	74	42.31%
Owner Requested Euthanasia	52	26	-50.00%
Vaccine Clinic - Microchips Implanted	0	3	300.00%
Vaccine Clinic - Animals Tested	0	2	200.00%
FELV/FIV	0	2	200.00%
Vaccine Clinic - Animals Vaccinated	0	48	4,800.00%
Deworming	0	22	2,200.00%
FeLV	0	5	500.00%
FRCPC	0	42	4,200.00%
Rabies	0	25	2,500.00%
Others	1	1	0.00%
Owner Requested Euthanasia	0	2	200.00%

The Animal Foundation Dashboard

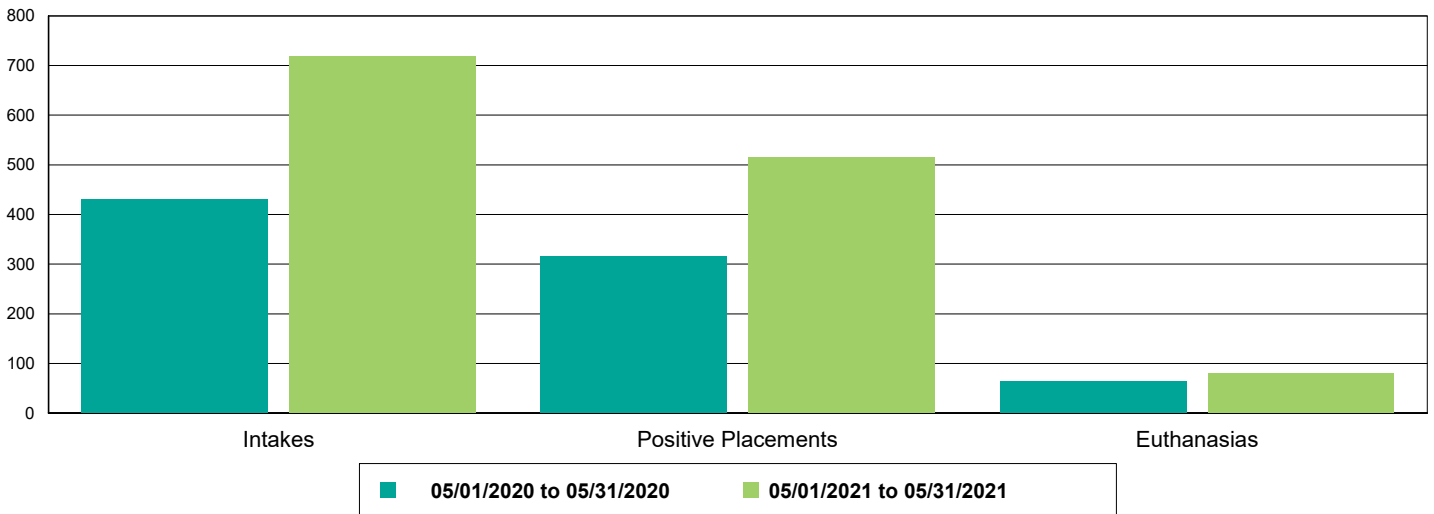


All of us for all of them.

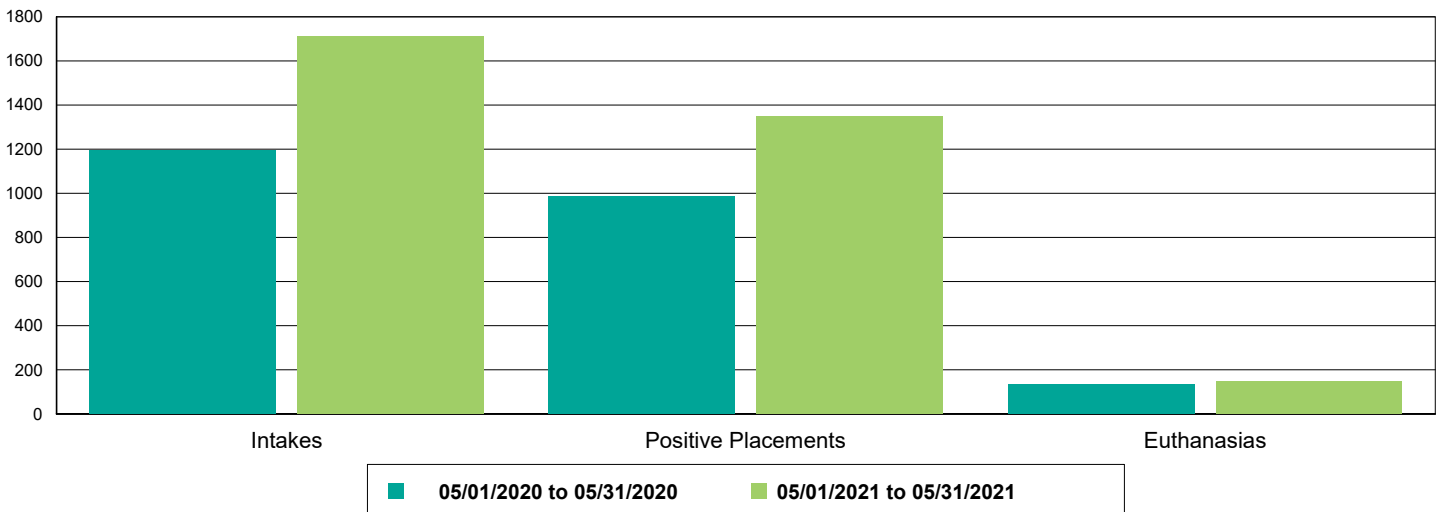
Dog Intakes, Positive Placements, and Euthanasias



Cat Intakes, Positive Placements, and Euthanasias



Dogs And Cats Intakes, Positive Placements, and Euthanasias

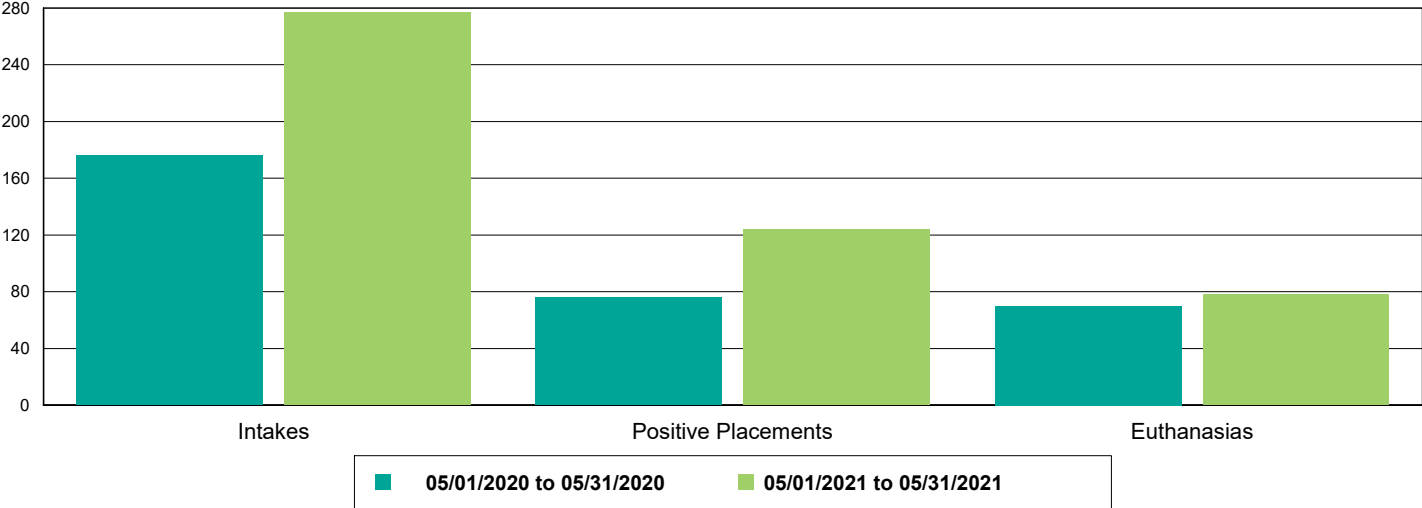


The Animal Foundation Dashboard



All of us for all of them.

Other Intakes, Positive Placements, and Euthanasias



The Animal Foundation Dashboard



All of us for all of them.

Live Release, Euthanasia, and Adoption Return Rates

05/01/20 to 05/31/20

05/01/21 to 05/31/21

Percent Change

All Jurisdictions

Total

Live Release Rate	82.50%	83.48%	1.18%
Euthanasia Rate	15.86%	12.89%	-18.74%
Adoption Return Rate	7.33%	6.40%	-12.61%

Dogs and Cats

Live Release Rate	87.01%	88.73%	1.97%
Euthanasia Rate	11.84%	9.82%	-17.03%
Adoption Return Rate	7.68%	6.67%	-13.16%

Young (<= 5 mo)

Live Release Rate	94.30%	89.86%	-4.70%
Euthanasia Rate	4.56%	6.03%	32.10%
Adoption Return Rate	1.95%	1.86%	-4.74%

Adult (>= 6 mo)

Live Release Rate	84.81%	88.37%	4.20%
Euthanasia Rate	14.04%	11.02%	-21.47%
Adoption Return Rate	11.55%	9.53%	-17.46%

Dogs

Live Release Rate	89.80%	92.04%	2.49%
Euthanasia Rate	9.40%	7.63%	-18.77%
Adoption Return Rate	12.59%	9.98%	-20.75%

Young (<= 5 mo)

Live Release Rate	97.96%	97.96%	0.00%
Euthanasia Rate	2.04%	0.00%	-100.00%
Adoption Return Rate	8.82%	5.71%	-35.24%

Adult (>= 6 mo)

Live Release Rate	89.22%	91.70%	2.77%
Euthanasia Rate	9.91%	8.07%	-18.60%
Adoption Return Rate	13.10%	10.38%	-20.72%

Cats

Live Release Rate	81.65%	83.85%	2.69%
Euthanasia Rate	16.54%	13.05%	-21.08%
Adoption Return Rate	1.35%	2.51%	85.58%

Young (<= 5 mo)

Live Release Rate	93.46%	88.61%	-5.19%
Euthanasia Rate	5.14%	6.96%	35.44%
Adoption Return Rate	0.58%	1.28%	119.23%

Adult (>= 6 mo)

Live Release Rate	67.05%	78.79%	17.50%
Euthanasia Rate	30.64%	19.53%	-36.26%
Adoption Return Rate	3.92%	5.88%	50.00%

Others

Live Release Rate	49.35%	50.82%	2.98%
Euthanasia Rate	45.45%	31.97%	-29.67%
Adoption Return Rate	2.63%	3.28%	24.59%

The Animal Foundation Dashboard



All of us for all of them.

Young (<= 5 mo)

Live Release Rate	36.36%	93.75%	157.81%
Euthanasia Rate	63.64%	0.00%	-100.00%
Adoption Return Rate	0.00%	0.00%	0.00%

Adult (>= 6 mo)

Live Release Rate	50.35%	47.81%	-5.05%
Euthanasia Rate	44.06%	34.21%	-22.35%
Adoption Return Rate	2.94%	4.08%	38.78%