

# The Animal Foundation Dashboard



All of us for all of them.

## Intake Totals

	02/01/20 to 02/29/20	02/01/21 to 02/28/21	Percent Change
<b>All Jurisdictions</b>	<b>1,986</b>	<b>1,286</b>	<b>-35.25%</b>
<b>Dogs</b>	<b>1,330</b>	<b>833</b>	<b>-37.37%</b>
Picked up by Animal Control	812	454	-44.09%
Stray Animals	499	296	-40.68%
Owner Surrenders	66	28	-57.58%
Confiscations	247	130	-47.37%
Dropped off at The Animal Foundation	518	379	-26.83%
Stray Animals	410	284	-30.73%
Owner Surrenders	55	60	9.09%
Adoption Returns	53	35	-33.96%
<b>Cats</b>	<b>467</b>	<b>359</b>	<b>-23.13%</b>
Picked up by Animal Control	251	186	-25.90%
Stray Animals	131	109	-16.79%
Owner Surrenders	13	13	0.00%
Confiscations	107	64	-40.19%
Dropped off at The Animal Foundation	216	173	-19.91%
Stray Animals	172	117	-31.98%
Owner Surrenders	31	35	12.90%
Adoption Returns	9	14	55.56%
Born at TAF	4	7	75.00%
<b>Others</b>	<b>189</b>	<b>94</b>	<b>-50.26%</b>
Picked up by Animal Control	137	64	-53.28%
Stray Animals	41	35	-14.63%
Owner Surrenders	66	4	-93.94%
Confiscations	30	25	-16.67%
Dropped off at The Animal Foundation	52	30	-42.31%
Stray Animals	44	20	-54.55%
Owner Surrenders	6	9	50.00%
Adoption Returns	2	1	-50.00%

# The Animal Foundation Dashboard



All of us for all of them.

## Outcome Totals

	02/01/20 to 02/29/20	02/01/21 to 02/28/21	Percent Change
<b>All Jurisdictions</b>	<b>1,981</b>	<b>1,556</b>	<b>-21.45%</b>
<b>Dogs</b>	<b>1,348</b>	<b>851</b>	<b>-36.87%</b>
Adoption	604	382	-36.75%
Died	2	2	0.00%
Euthanasia	119	67	-43.70%
Missing/Escaped	3	0	-100.00%
Returned to Owner	467	299	-35.97%
Transfer	153	101	-33.99%
<b>Cats</b>	<b>468</b>	<b>345</b>	<b>-26.28%</b>
Adoption	215	160	-25.58%
Died	7	5	-28.57%
Euthanasia	41	49	19.51%
Returned to Owner	26	28	7.69%
RTF	28	20	-28.57%
SNR	100	51	-49.00%
Transfer	51	32	-37.25%
<b>Others</b>	<b>165</b>	<b>360</b>	<b>118.18%</b>
Adoption	46	46	0.00%
Died	8	3	-62.50%
Euthanasia	28	302	978.57%
Missing/Escaped	0	1	100.00%
Returned to Owner	1	4	300.00%
RTF	1	2	100.00%
Transfer	81	2	-97.53%

# The Animal Foundation Dashboard



All of us for all of them.

## Foster Statistics

02/01/20 to 02/29/20

02/01/21 to 02/28/21

Percent Change

### All Jurisdictions

#### Total

Animals Sent to Foster	188	144	-23.40%
Animal Returned from Foster	212	143	-32.55%
Foster Parents	135	100	-25.93%
Avg. Time in Foster	23	25	6.73%

#### Dogs

Animals Sent to Foster	125	68	-45.60%
Animal Returned from Foster	136	85	-37.50%
Foster Parents	96	61	-36.46%
Avg. Time in Foster	19	22	15.82%

#### Cats

Animals Sent to Foster	51	72	41.18%
Animal Returned from Foster	68	57	-16.18%
Foster Parents	28	35	25.00%
Avg. Time in Foster	33	30	-11.09%

#### Others

Animals Sent to Foster	12	4	-66.67%
Animal Returned from Foster	8	1	-87.50%
Foster Parents	11	4	-63.64%
Avg. Time in Foster	13	3	-78.21%

# The Animal Foundation Dashboard



All of us for all of them.

## Shelter Surgery Totals

	2/1/2020 to 2/29/2020	2/1/2021 to 2/28/2021	Percent Change
<b>All Jurisdictions</b>	<b>1,150</b>	<b>765</b>	<b>-33.48%</b>
<b>Dogs</b>	<b>628</b>	<b>441</b>	<b>-29.78%</b>
Spay/Neuter	616	439	-28.73%
Adoption	384	231	-39.84%
Transfer to Partner	57	44	-22.81%
Returned to Owner	128	122	-4.69%
Foster	47	39	-17.02%
Other Outcomes	0	3	300.00%
Other Surgery	12	2	-83.33%
Adoption	6	0	-100.00%
Transfer to Partner	1	0	-100.00%
Returned to Owner	2	2	0.00%
Foster	3	0	-100.00%
<b>Cats</b>	<b>481</b>	<b>316</b>	<b>-34.30%</b>
Spay/Neuter	478	316	-33.89%
Adoption	126	94	-25.40%
Transfer to Partner	3	22	633.33%
Returned to Owner	3	8	166.67%
SNR	101	50	-50.50%
TNR	233	130	-44.21%
Foster	10	11	10.00%
Other Outcomes	2	1	-50.00%
Other Surgery	3	0	-100.00%
Transfer to Partner	2	0	-100.00%
RTF	1	0	-100.00%
<b>Others</b>	<b>41</b>	<b>8</b>	<b>-80.49%</b>
Spay/Neuter	39	8	-79.49%
Adoption	23	8	-65.22%
Transfer to Partner	13	0	-100.00%
Foster	1	0	-100.00%
Other Outcomes	2	0	-100.00%
Other Surgery	2	0	-100.00%
Adoption	2	0	-100.00%

# The Animal Foundation Dashboard



All of us for all of them.

## Public Services

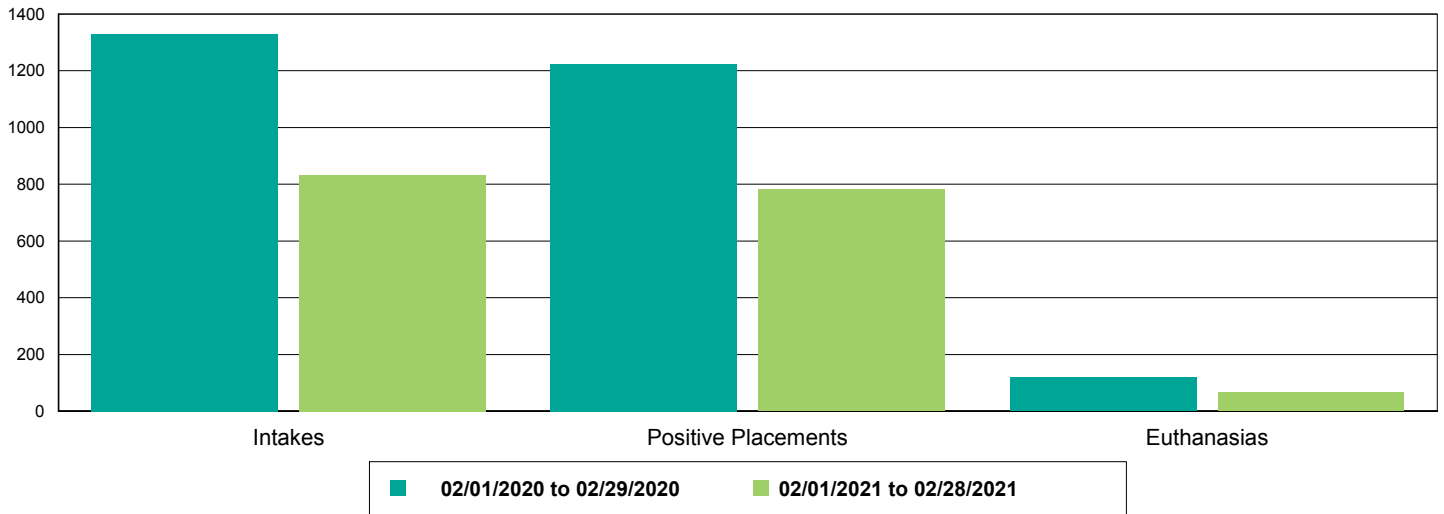
	02/01/20 to 02/29/20	02/01/21 to 02/28/21	Percent Change
<b>Dogs</b>	<b>1,828</b>	<b>1,350</b>	<b>-26.15%</b>
Owner Requested Euthanasia	188	164	-12.77%
Public S/N Clinic - Microchips Implanted	89	40	-55.06%
Public S/N Clinic - Surgeries	246	154	-37.40%
Public S/N Clinic - Animals Vaccinated	155	102	-34.19%
Bordetella	126	93	-26.19%
DAPPv	137	99	-27.74%
Deworming	51	6	-88.24%
Rabies	115	78	-32.17%
Vaccine Clinic - Microchips Implanted	78	127	62.82%
Vaccine Clinic - Animals Vaccinated	1,408	1,032	-26.70%
Bordetella	564	486	-13.83%
DAPPv	1,350	924	-31.56%
Deworming	700	577	-17.57%
K9 H3N2	38	14	-63.16%
Rabies	750	601	-19.87%
<b>Cats</b>	<b>287</b>	<b>329</b>	<b>14.63%</b>
Owner Requested Euthanasia	54	40	-25.93%
Public S/N Clinic - Feline Testing - Cats Tested	2	2	0.00%
Public S/N Clinic - Microchips Implanted	23	22	-4.35%
Public S/N Clinic - Surgeries	107	97	-9.35%
Public S/N Clinic - Animals Vaccinated	86	76	-11.63%
Deworming	39	31	-20.51%
FeLV	18	5	-72.22%
Rabies	81	71	-12.35%
Vaccine Clinic - Microchips Implanted	13	18	38.46%
Vaccine Clinic - Animals Tested	2	4	100.00%
FELV/FIV	2	4	100.00%
Vaccine Clinic - Animals Vaccinated	132	191	44.70%
Deworming	57	103	80.70%
FeLV	25	11	-56.00%
FRCPC	119	181	52.10%
Rabies	88	117	32.95%
<b>Others</b>	<b>3</b>	<b>3</b>	<b>0.00%</b>
Owner Requested Euthanasia	3	3	0.00%

# The Animal Foundation Dashboard

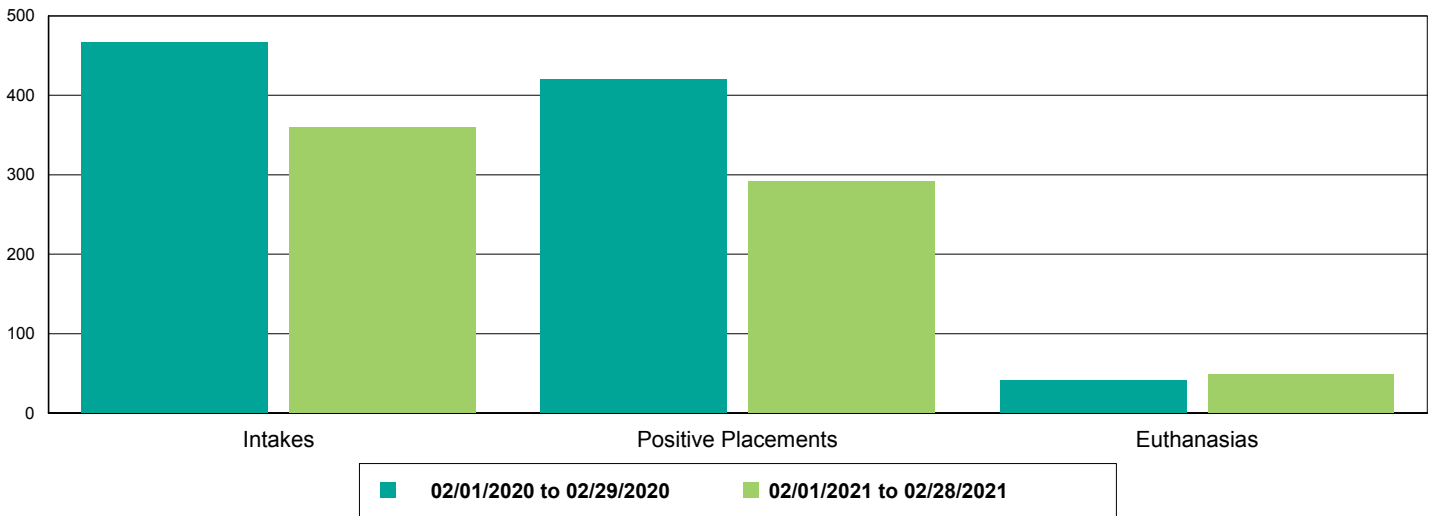


All of us for all of them.

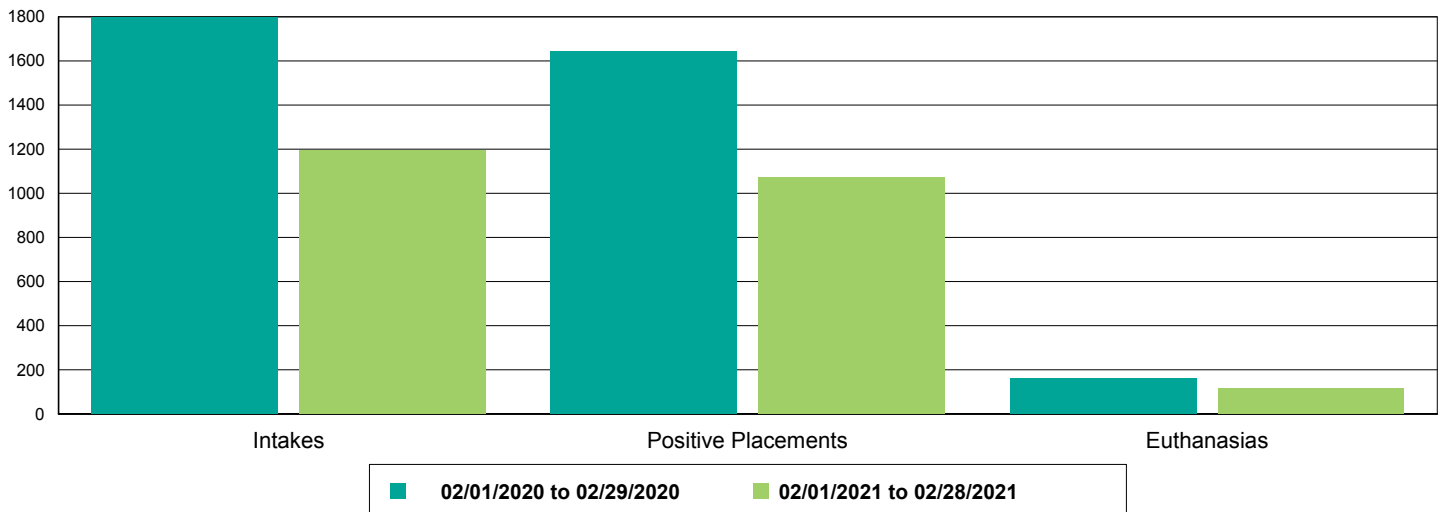
## Dog Intakes, Positive Placements, and Euthanasias



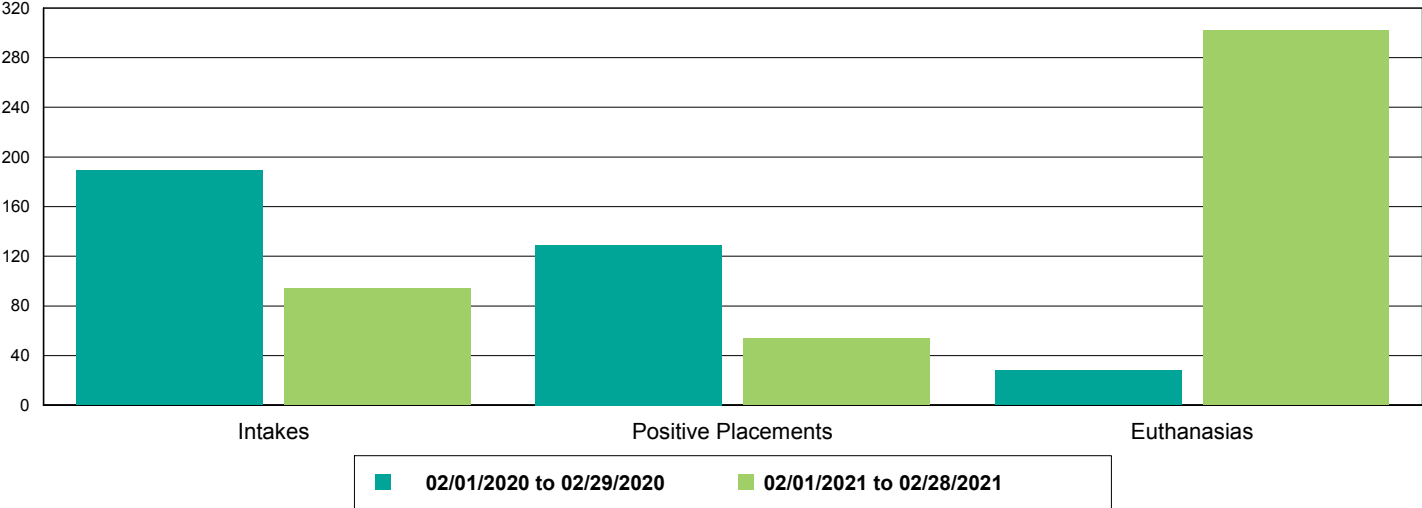
## Cat Intakes, Positive Placements, and Euthanasias



## Dogs And Cats Intakes, Positive Placements, and Euthanasias



### Other Intakes, Positive Placements, and Euthanasias



# The Animal Foundation Dashboard



All of us for all of them.

## Live Release, Euthanasia, and Adoption Return Rates

02/01/20 to 02/29/20

02/01/21 to 02/28/21

Percent Change

### All Jurisdictions

#### Total

Live Release Rate	89.50%	72.43%	-19.07%
Euthanasia Rate	9.49%	26.86%	183.07%
Adoption Return Rate	7.40%	8.50%	14.93%

#### Dogs and Cats

Live Release Rate	90.53%	89.72%	-0.90%
Euthanasia Rate	8.81%	9.70%	10.08%
Adoption Return Rate	7.57%	9.04%	19.42%

#### Young (<= 5 mo)

Live Release Rate	94.15%	91.58%	-2.73%
Euthanasia Rate	2.13%	5.26%	147.37%
Adoption Return Rate	2.94%	4.29%	45.71%

#### Adult (>= 6 mo)

Live Release Rate	90.11%	89.55%	-0.62%
Euthanasia Rate	9.58%	10.08%	5.21%
Adoption Return Rate	8.49%	9.75%	14.76%

#### Dogs

Live Release Rate	90.80%	91.89%	1.20%
Euthanasia Rate	8.83%	7.87%	-10.82%
Adoption Return Rate	8.77%	9.16%	4.42%

#### Young (<= 5 mo)

Live Release Rate	99.04%	97.37%	-1.69%
Euthanasia Rate	0.00%	2.63%	263.16%
Adoption Return Rate	5.48%	3.70%	-32.41%

#### Adult (>= 6 mo)

Live Release Rate	90.11%	91.64%	1.69%
Euthanasia Rate	9.57%	8.12%	-15.14%
Adoption Return Rate	9.23%	9.58%	3.79%

#### Cats

Live Release Rate	89.74%	84.35%	-6.01%
Euthanasia Rate	8.76%	14.20%	62.12%
Adoption Return Rate	4.19%	8.75%	109.03%

#### Young (<= 5 mo)

Live Release Rate	88.10%	87.72%	-0.43%
Euthanasia Rate	4.76%	7.02%	47.37%
Adoption Return Rate	0.00%	4.65%	465.12%

#### Adult (>= 6 mo)

Live Release Rate	90.10%	83.68%	-7.13%
Euthanasia Rate	9.64%	15.63%	62.16%
Adoption Return Rate	5.92%	10.26%	73.22%



# The Animal Foundation Dashboard



All of us for all of them.

Others			
Live Release Rate	78.18%	15.00%	-80.81%
Euthanasia Rate	16.97%	83.89%	394.35%
Adoption Return Rate	4.35%	2.17%	-50.00%
Young (<= 5 mo)			
Live Release Rate	90.00%	0.00%	-100.00%
Euthanasia Rate	0.00%	0.00%	0.00%
Adoption Return Rate	0.00%	0.00%	0.00%
Adult (>= 6 mo)			
Live Release Rate	76.55%	15.00%	-80.41%
Euthanasia Rate	19.31%	83.89%	334.42%
Adoption Return Rate	4.65%	2.17%	-53.26%