

# The Animal Foundation Dashboard



All of us for all of them.

## Intake Totals

	10/01/18 to 10/31/18	10/01/19 to 10/31/19	Percent Change
<b>All Jurisdictions</b>	<b>2,208</b>	<b>2,370</b>	<b>7.34%</b>
<b>Dogs</b>	<b>1,373</b>	<b>1,344</b>	<b>-2.11%</b>
Picked up by Animal Control	868	791	-8.87%
Stray Animals	589	543	-7.81%
Owner Surrenders	65	46	-29.23%
Confiscations	214	202	-5.61%
Dropped off at The Animal Foundation	505	553	9.50%
Stray Animals	397	416	4.79%
Owner Surrenders	71	85	19.72%
Adoption Returns	37	52	40.54%
<b>Cats</b>	<b>712</b>	<b>777</b>	<b>9.13%</b>
Picked up by Animal Control	270	317	17.41%
Stray Animals	179	205	14.53%
Owner Surrenders	44	47	6.82%
Confiscations	47	65	38.30%
Dropped off at The Animal Foundation	442	460	4.07%
Stray Animals	391	384	-1.79%
Owner Surrenders	44	60	36.36%
Adoption Returns	5	14	180.00%
Born at TAF	2	2	0.00%
<b>Others</b>	<b>123</b>	<b>249</b>	<b>102.44%</b>
Picked up by Animal Control	88	217	146.59%
Stray Animals	57	53	-7.02%
Owner Surrenders	5	1	-80.00%
Confiscations	26	163	526.92%
Dropped off at The Animal Foundation	35	32	-8.57%
Stray Animals	28	25	-10.71%
Owner Surrenders	7	6	-14.29%
Adoption Returns	0	1	100.00%

# The Animal Foundation Dashboard



All of us for all of them.

## Outcome Totals

	10/01/18 to 10/31/18	10/01/19 to 10/31/19	Percent Change
<b>All Jurisdictions</b>	<b>2,150</b>	<b>2,499</b>	<b>16.23%</b>
<b>Dogs</b>	<b>1,348</b>	<b>1,407</b>	<b>4.38%</b>
Adoption	544	613	12.68%
Died	0	1	100.00%
Euthanasia	155	122	-21.29%
Missing/Escaped	2	1	-50.00%
Returned to Owner	400	473	18.25%
Transfer	247	197	-20.24%
<b>Cats</b>	<b>698</b>	<b>787</b>	<b>12.75%</b>
Adoption	324	414	27.78%
Died	14	10	-28.57%
Euthanasia	116	104	-10.34%
Missing/Escaped	2	0	-100.00%
Returned to Owner	28	24	-14.29%
RTF	18	31	72.22%
SNR	104	140	34.62%
Transfer	92	64	-30.43%
<b>Others</b>	<b>104</b>	<b>305</b>	<b>193.27%</b>
Adoption	40	143	257.50%
Died	4	13	225.00%
Euthanasia	27	26	-3.70%
Returned to Owner	3	98	3,166.67%
RTF	2	1	-50.00%
Transfer	28	24	-14.29%

# The Animal Foundation Dashboard



All of us for all of them.

## Foster Statistics

10/01/18 to 10/31/18

10/01/19 to 10/31/19

Percent Change

### All Jurisdictions

#### Total

Animals Sent to Foster	289	328	13.49%
Animal Returned from Foster	267	372	39.33%
Foster Parents	157	207	31.85%
Avg. Time in Foster	31	38	25.34%

#### Dogs

Animals Sent to Foster	94	129	37.23%
Animal Returned from Foster	100	130	30.00%
Foster Parents	80	112	40.00%
Avg. Time in Foster	15	20	31.58%

#### Cats

Animals Sent to Foster	191	182	-4.71%
Animal Returned from Foster	165	218	32.12%
Foster Parents	75	94	25.33%
Avg. Time in Foster	40	49	20.86%

#### Others

Animals Sent to Foster	4	17	325.00%
Animal Returned from Foster	2	24	1,100.00%
Foster Parents	4	4	0.00%
Avg. Time in Foster	3	45	1,501.85%

# The Animal Foundation Dashboard



All of us for all of them.

## Shelter Surgery Totals

	10/1/2018 to 10/31/201	10/1/2019 to 10/31/201	Percent Change
<b>All Jurisdictions</b>	<b>1,750</b>	<b>1,956</b>	<b>11.77%</b>
<b>Dogs</b>	<b>654</b>	<b>709</b>	<b>8.41%</b>
Spay/Neuter	643	701	9.02%
Adoption	338	400	18.34%
Transfer to Partner	127	89	-29.92%
Returned to Owner	146	156	6.85%
Foster	27	48	77.78%
Other Outcomes	5	8	60.00%
Other Surgery	11	8	-27.27%
Adoption	2	5	150.00%
Transfer to Partner	3	0	-100.00%
Returned to Owner	3	3	0.00%
Foster	3	0	-100.00%
<b>Cats</b>	<b>1,078</b>	<b>1,230</b>	<b>14.10%</b>
Spay/Neuter	674	735	9.05%
Adoption	251	280	11.55%
Transfer to Partner	27	3	-88.89%
Returned to Owner	4	7	75.00%
SNR	102	141	38.24%
TNR	248	267	7.66%
Foster	36	26	-27.78%
Other Outcomes	6	11	83.33%
Other Surgery	404	495	22.52%
Adoption	16	31	93.75%
Transfer to Partner	2	3	50.00%
Returned to Owner	3	9	200.00%
SNR	103	142	37.86%
TNR	255	278	9.02%
RTF	16	19	18.75%
Foster	5	3	-40.00%
Other Outcomes	4	10	150.00%
<b>Others</b>	<b>18</b>	<b>17</b>	<b>-5.56%</b>
Spay/Neuter	18	17	-5.56%
Adoption	12	14	16.67%
Transfer to Partner	5	0	-100.00%
Returned to Owner	0	1	100.00%
Other Outcomes	1	2	100.00%

# The Animal Foundation Dashboard



All of us for all of them.

## Public Services

	10/01/18 to 10/31/18	10/01/19 to 10/31/19	Percent Change
<b>Dogs</b>	<b>1,471</b>	<b>1,690</b>	<b>14.89%</b>
Owner Requested Euthanasia	135	174	28.89%
Public S/N Clinic - Microchips Implanted	63	88	39.68%
Public S/N Clinic - Surgeries	186	227	22.04%
Public S/N Clinic - Animals Vaccinated	114	132	15.79%
Bordetella	107	98	-8.41%
DAPPv	97	121	24.74%
Deworming	16	42	162.50%
Rabies	92	103	11.96%
Vaccine Clinic - Microchips Implanted	119	125	5.04%
Vaccine Clinic - Animals Vaccinated	1,150	1,279	11.22%
Bordetella	599	681	13.69%
DAPPv	1,042	1,161	11.42%
Deworming	594	687	15.66%
K9 H3N2	145	34	-76.55%
Rabies	647	757	17.00%
<b>Cats</b>	<b>277</b>	<b>375</b>	<b>35.38%</b>
Owner Requested Euthanasia	44	48	9.09%
Public S/N Clinic - Feline Testing - Cats Tested	4	4	0.00%
Public S/N Clinic - Microchips Implanted	31	39	25.81%
Public S/N Clinic - Surgeries	74	105	41.89%
Public S/N Clinic - Animals Vaccinated	62	78	25.81%
Deworming	14	43	207.14%
FeLV	28	26	-7.14%
FRCPC	61	78	27.87%
Rabies	62	68	9.68%
Vaccine Clinic - Microchips Implanted	35	24	-31.43%
Vaccine Clinic - Animals Vaccinated	151	224	48.34%
Deworming	51	90	76.47%
FeLV	60	33	-45.00%
FRCPC	141	199	41.13%
Rabies	103	146	41.75%
<b>Others</b>	<b>2</b>	<b>1</b>	<b>-50.00%</b>
Owner Requested Euthanasia	2	1	-50.00%

# The Animal Foundation Dashboard



All of us for all of them.

Current Inventory as of 11/24/2019 13:00

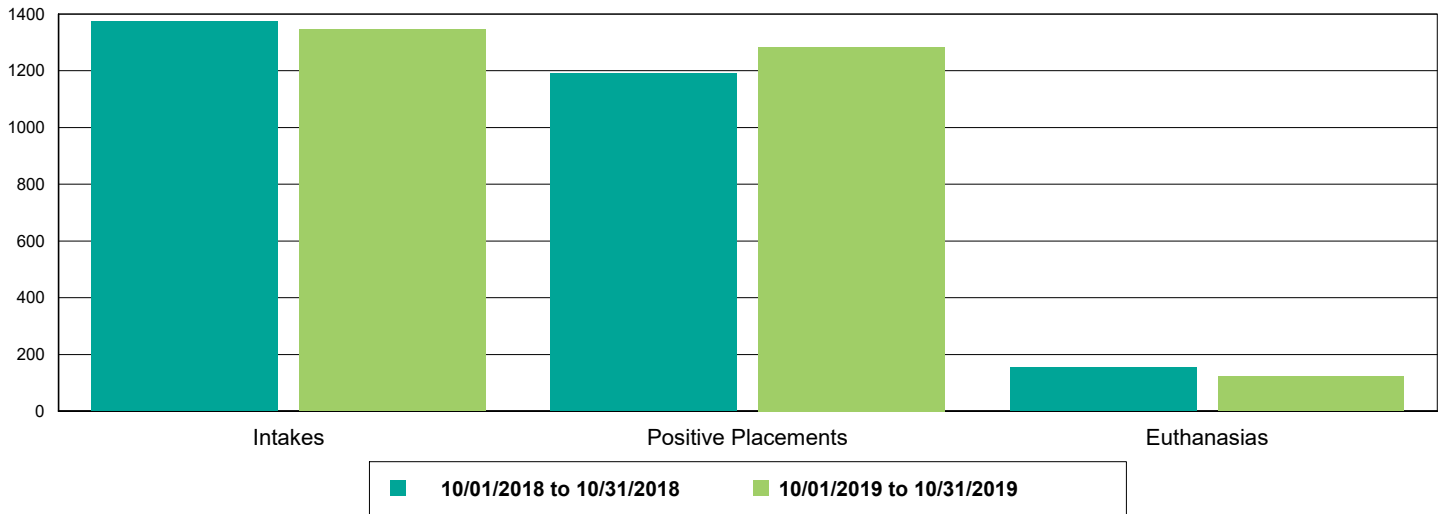
<b>All Jurisdictions</b>	<b>1,010</b>
<b>Cats</b>	<b>480</b>
BUNGALOWS	31
EAC	5
FOSTER	298
LIED	145
OFFSITE	1
<b>Dogs</b>	<b>425</b>
BUNGALOWS	94
EAC	8
FOSTER	105
LIED	194
OFFSITE	13
WVC	11
<b>Others</b>	<b>105</b>
FOSTER	9
LIED	86
OFFSITE	5
TENT	5

# The Animal Foundation Dashboard

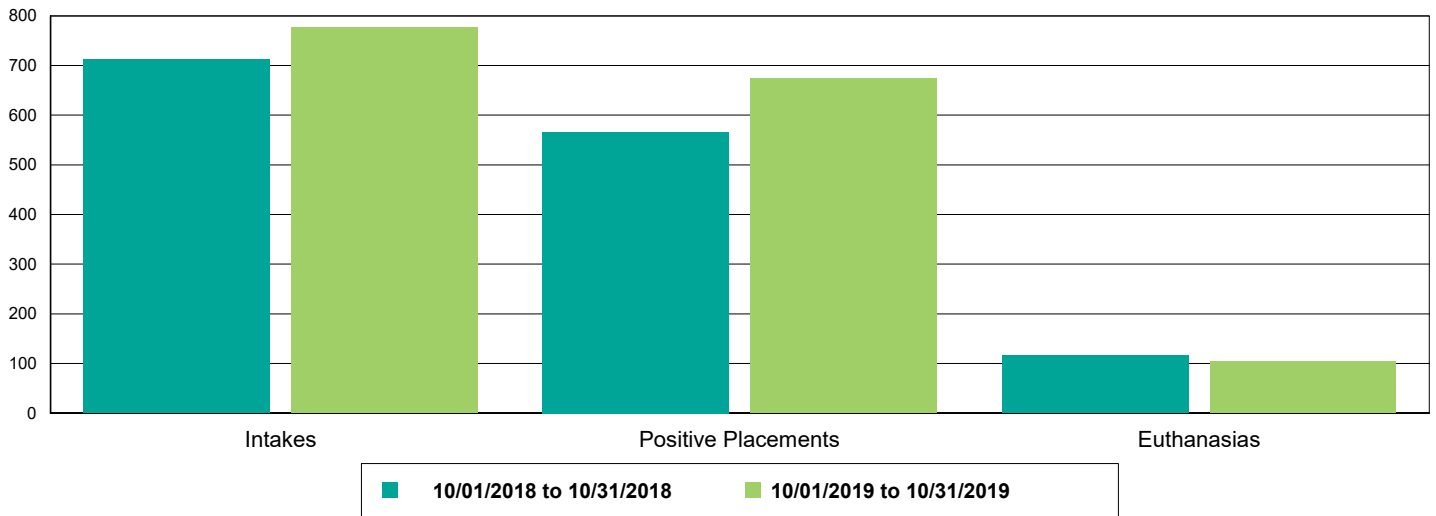


All of us for all of them.

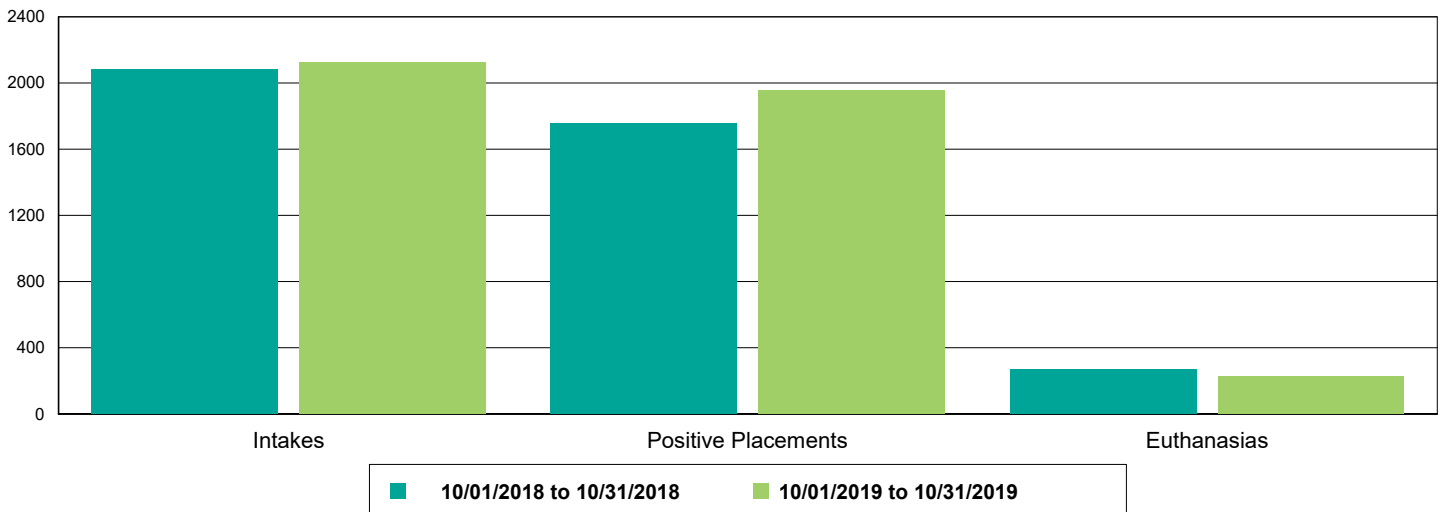
## Dog Intakes, Positive Placements, and Euthanasias



## Cat Intakes, Positive Placements, and Euthanasias



## Dogs And Cats Intakes, Positive Placements, and Euthanasias

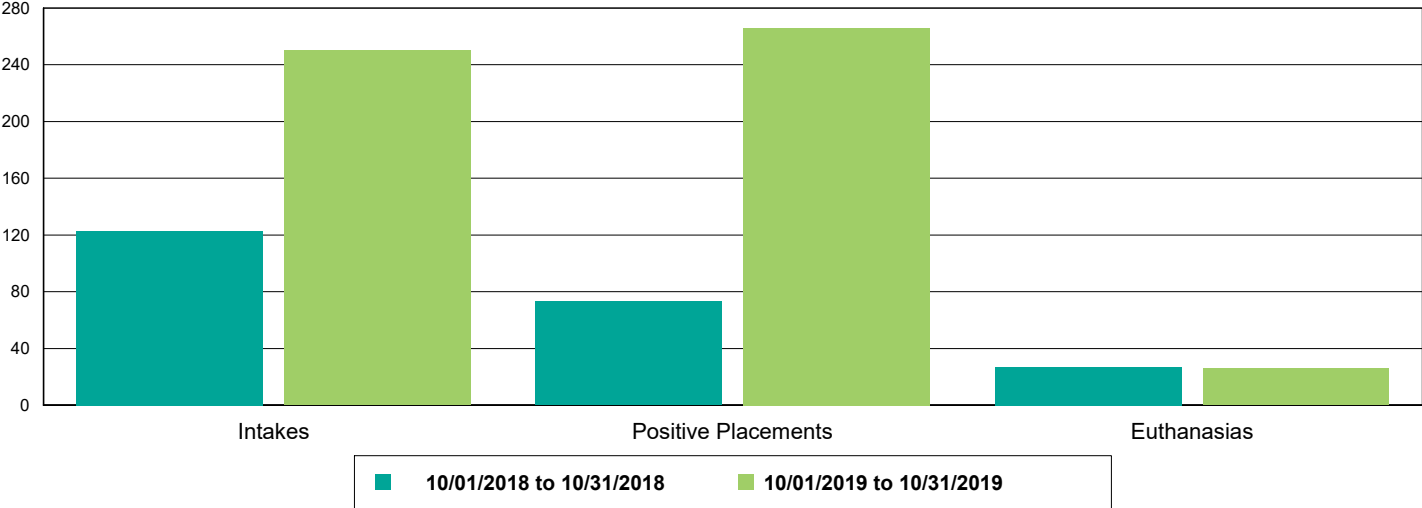


# The Animal Foundation Dashboard



All of us for all of them.

## Other Intakes, Positive Placements, and Euthanasias





# The Animal Foundation Dashboard



All of us for all of them.

## Live Release, Euthanasia, and Adoption Return Rates

10/01/18 to 10/31/18

10/01/19 to 10/31/19

Percent Change

### All Jurisdictions

#### Total

Live Release Rate	85.49%	89.03%	4.15%
Euthanasia Rate	13.56%	10.18%	-24.92%
Adoption Return Rate	4.73%	6.05%	27.88%

#### Dogs and Cats

Live Release Rate	85.87%	89.16%	3.82%
Euthanasia Rate	13.25%	10.30%	-22.27%
Adoption Return Rate	4.84%	6.42%	32.68%

#### Young (<= 5 mo)

Live Release Rate	90.91%	87.07%	-4.22%
Euthanasia Rate	5.57%	10.73%	92.61%
Adoption Return Rate	1.17%	2.17%	85.56%

#### Adult (>= 6 mo)

Live Release Rate	84.87%	89.64%	5.62%
Euthanasia Rate	14.78%	10.20%	-31.01%
Adoption Return Rate	6.38%	7.99%	25.17%

#### Dogs

Live Release Rate	88.35%	91.19%	3.21%
Euthanasia Rate	11.50%	8.66%	-24.64%
Adoption Return Rate	6.80%	8.47%	24.52%

#### Young (<= 5 mo)

Live Release Rate	97.10%	97.40%	0.31%
Euthanasia Rate	2.90%	2.60%	-10.39%
Adoption Return Rate	0.00%	1.92%	192.31%

#### Adult (>= 6 mo)

Live Release Rate	87.88%	90.83%	3.36%
Euthanasia Rate	11.96%	9.02%	-24.63%
Adoption Return Rate	7.52%	9.07%	20.67%

#### Cats

Live Release Rate	81.09%	85.51%	5.46%
Euthanasia Rate	16.62%	13.21%	-20.48%
Adoption Return Rate	1.54%	3.38%	119.13%

#### Young (<= 5 mo)

Live Release Rate	89.34%	84.68%	-5.21%
Euthanasia Rate	6.25%	12.61%	101.80%
Adoption Return Rate	1.46%	2.22%	51.85%

#### Adult (>= 6 mo)

Live Release Rate	75.82%	86.12%	13.59%
Euthanasia Rate	23.24%	13.66%	-41.24%
Adoption Return Rate	1.68%	4.76%	183.33%

#### Others

Live Release Rate	70.19%	87.21%	24.25%
Euthanasia Rate	25.96%	8.52%	-67.16%
Adoption Return Rate	0.00%	0.70%	69.93%

# The Animal Foundation Dashboard



All of us for all of them.

### Young (<= 5 mo)

<b>Live Release Rate</b>	0.00%	73.33%	7,333.33%
<b>Euthanasia Rate</b>	0.00%	0.00%	0.00%
<b>Adoption Return Rate</b>	0.00%	0.00%	0.00%

### Adult (>= 6 mo)

<b>Live Release Rate</b>	70.19%	87.93%	25.27%
<b>Euthanasia Rate</b>	25.96%	8.97%	-65.47%
<b>Adoption Return Rate</b>	0.00%	0.76%	75.76%