

The Animal Foundation Dashboard



All of us for all of them.

Intake Totals

	05/01/19 to 05/31/19	05/01/20 to 05/31/20	Percent Change
All Jurisdictions	2,939	1,370	-53.39%
Dogs	1,595	763	-52.16%
Picked up by Animal Control	823	482	-41.43%
Stray Animals	525	305	-41.90%
Owner Surrenders	64	45	-29.69%
Confiscations	234	132	-43.59%
Dropped off at The Animal Foundation	772	281	-63.60%
Stray Animals	573	229	-60.03%
Owner Surrenders	140	11	-92.14%
Adoption Returns	54	36	-33.33%
Born at TAF	5	5	0.00%
Cats	1,164	431	-62.97%
Picked up by Animal Control	469	139	-70.36%
Stray Animals	378	113	-70.11%
Owner Surrenders	19	1	-94.74%
Confiscations	72	25	-65.28%
Dropped off at The Animal Foundation	695	292	-57.99%
Stray Animals	577	279	-51.65%
Owner Surrenders	98	10	-89.80%
Adoption Returns	13	3	-76.92%
Born at TAF	7	0	-100.00%
Others	180	176	-2.22%
Picked up by Animal Control	108	144	33.33%
Stray Animals	77	137	77.92%
Owner Surrenders	0	2	200.00%
Confiscations	31	5	-83.87%
Dropped off at The Animal Foundation	72	32	-55.56%
Stray Animals	64	31	-51.56%
Owner Surrenders	7	0	-100.00%
Adoption Returns	1	1	0.00%

The Animal Foundation Dashboard



All of us for all of them.

Outcome Totals

	05/01/19 to 05/31/19	05/01/20 to 05/31/20	Percent Change
All Jurisdictions	2,714	1,286	-52.62%
Dogs	1,623	745	-54.10%
Adoption	732	286	-60.93%
Died	14	6	-57.14%
Euthanasia	181	70	-61.33%
Missing/Escaped	1	0	-100.00%
Returned to Owner	462	279	-39.61%
Transfer	233	104	-55.36%
Cats	895	387	-56.76%
Adoption	346	222	-35.84%
Died	39	7	-82.05%
Euthanasia	181	64	-64.64%
Missing/Escaped	1	0	-100.00%
Returned to Owner	31	20	-35.48%
RTF	28	23	-17.86%
SNR	134	13	-90.30%
Transfer	135	38	-71.85%
Others	196	154	-21.43%
Adoption	62	38	-38.71%
Died	5	7	40.00%
Euthanasia	64	70	9.38%
Missing/Escaped	1	1	0.00%
Returned to Owner	11	6	-45.45%
RTF	1	5	400.00%
Transfer	52	27	-48.08%

The Animal Foundation Dashboard



All of us for all of them.

Foster Statistics

05/01/19 to 05/31/19

05/01/20 to 05/31/20

Percent Change

All Jurisdictions

Total

Animals Sent to Foster	546	290	-46.89%
Animal Returned from Foster	362	294	-18.78%
Foster Parents	246	137	-44.31%
Avg. Time in Foster	22	39	72.69%

Dogs

Animals Sent to Foster	140	71	-49.29%
Animal Returned from Foster	139	99	-28.78%
Foster Parents	113	52	-53.98%
Avg. Time in Foster	19	31	66.32%

Cats

Animals Sent to Foster	393	215	-45.29%
Animal Returned from Foster	208	185	-11.06%
Foster Parents	133	84	-36.84%
Avg. Time in Foster	25	40	59.00%

Others

Animals Sent to Foster	13	4	-69.23%
Animal Returned from Foster	15	10	-33.33%
Foster Parents	3	3	0.00%
Avg. Time in Foster	21	95	350.95%

The Animal Foundation Dashboard



All of us for all of them.

Shelter Surgery Totals

	5/1/2019 to 5/31/2019	5/1/2020 to 5/31/2020	Percent Change
All Jurisdictions	1,307	195	-85.08%
Dogs	742	93	-87.47%
Spay/Neuter	725	86	-88.14%
Adoption	437	68	-84.44%
Transfer to Partner	75	5	-93.33%
Returned to Owner	159	3	-98.11%
Foster	52	9	-82.69%
Other Outcomes	2	1	-50.00%
Other Surgery	17	7	-58.82%
Adoption	4	3	-25.00%
Transfer to Partner	2	3	50.00%
Returned to Owner	8	0	-100.00%
Foster	2	0	-100.00%
Other Outcomes	1	1	0.00%
Cats	551	98	-82.21%
Spay/Neuter	545	98	-82.02%
Adoption	226	83	-63.27%
Transfer to Partner	14	0	-100.00%
Returned to Owner	7	1	-85.71%
SNR	137	13	-90.51%
TNR	137	0	-100.00%
Foster	18	1	-94.44%
Other Outcomes	6	0	-100.00%
Other Surgery	6	0	-100.00%
Transfer to Partner	2	0	-100.00%
Returned to Owner	3	0	-100.00%
SNR	1	0	-100.00%
Others	14	4	-71.43%
Spay/Neuter	14	4	-71.43%
Adoption	8	4	-50.00%
Transfer to Partner	2	0	-100.00%
Returned to Owner	1	0	-100.00%
Foster	2	0	-100.00%
Other Outcomes	1	0	-100.00%

The Animal Foundation Dashboard



All of us for all of them.

Public Services

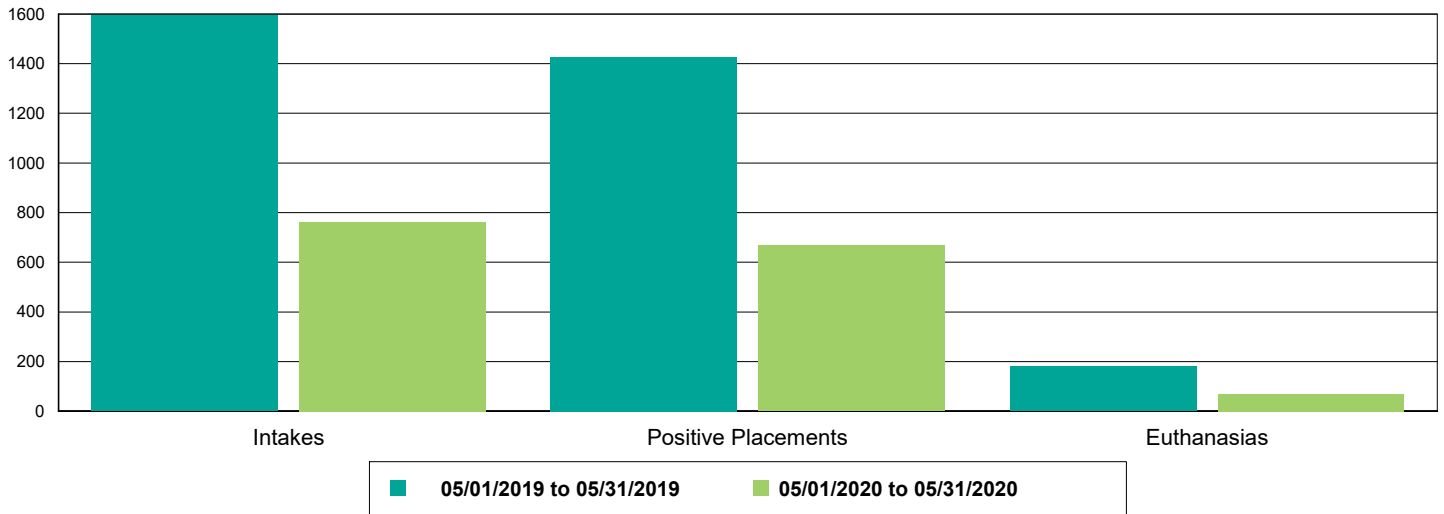
	05/01/19 to 05/31/19	05/01/20 to 05/31/20	Percent Change
Dogs	1,720	212	-87.67%
Owner Requested Euthanasia	210	212	0.95%
Public S/N Clinic - Microchips Implanted	83	0	-100.00%
Public S/N Clinic - Surgeries	202	0	-100.00%
Public S/N Clinic - Animals Vaccinated	120	0	-100.00%
Bordetella	107	0	-100.00%
DAPPv	113	0	-100.00%
Deworming	10	0	-100.00%
Rabies	101	0	-100.00%
Vaccine Clinic - Microchips Implanted	80	0	-100.00%
Vaccine Clinic - Animals Vaccinated	1,308	0	-100.00%
Bordetella	813	0	-100.00%
DAPPv	1,227	0	-100.00%
Deworming	644	0	-100.00%
K9 H3N2	80	0	-100.00%
Rabies	713	0	-100.00%
Cats	299	52	-82.61%
Owner Requested Euthanasia	52	52	0.00%
Public S/N Clinic - Feline Testing - Cats Tested	38	0	-100.00%
Public S/N Clinic - Microchips Implanted	68	0	-100.00%
Public S/N Clinic - Surgeries	105	0	-100.00%
Public S/N Clinic - Animals Vaccinated	96	0	-100.00%
Deworming	28	0	-100.00%
FeLV	62	0	-100.00%
FRCPC	96	0	-100.00%
Rabies	55	0	-100.00%
Vaccine Clinic - Microchips Implanted	23	0	-100.00%
Vaccine Clinic - Animals Vaccinated	140	0	-100.00%
Deworming	68	0	-100.00%
FeLV	50	0	-100.00%
FRCPC	122	0	-100.00%
Rabies	76	0	-100.00%
Others	1	1	0.00%
Owner Requested Euthanasia	2	0	-100.00%

The Animal Foundation Dashboard

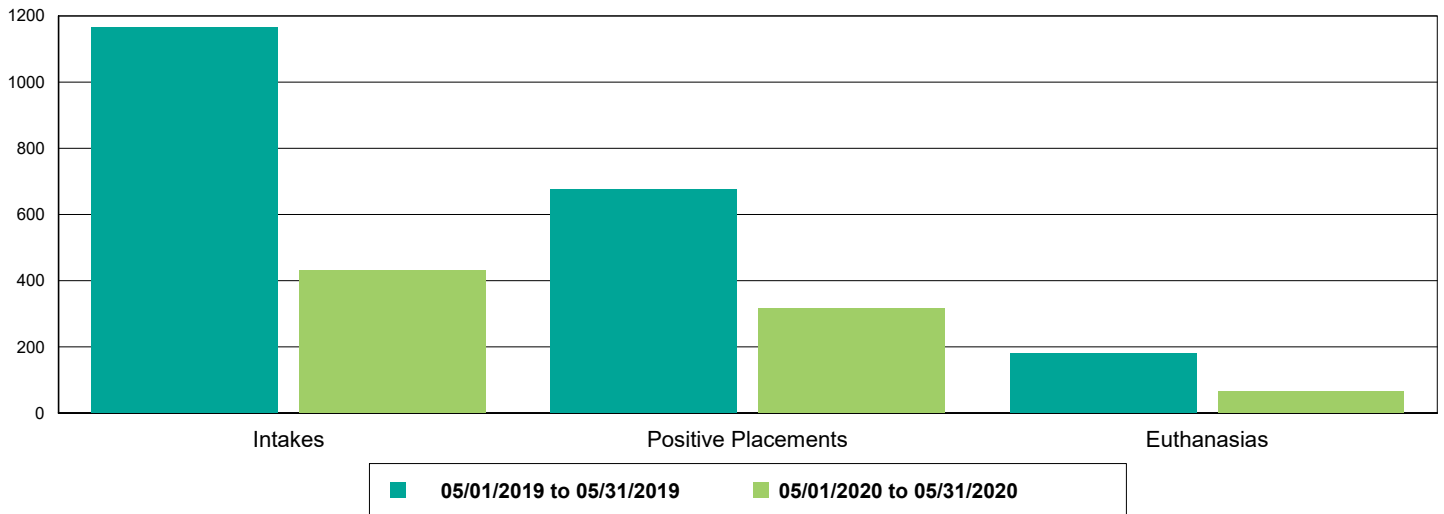


All of us for all of them.

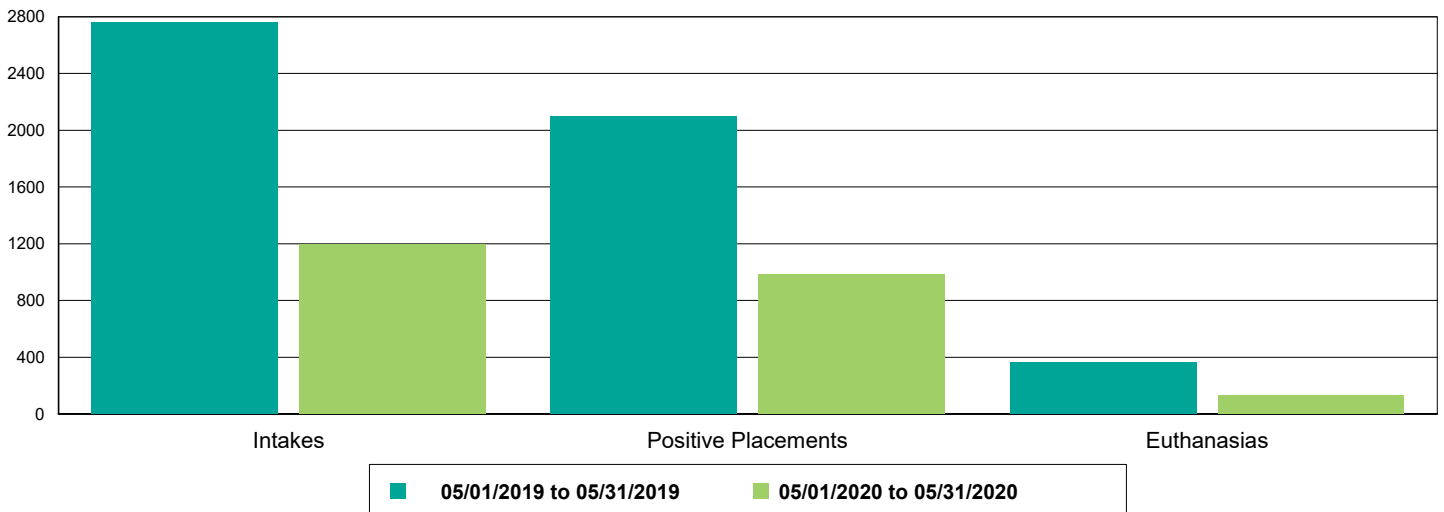
Dog Intakes, Positive Placements, and Euthanasias



Cat Intakes, Positive Placements, and Euthanasias



Dogs And Cats Intakes, Positive Placements, and Euthanasias

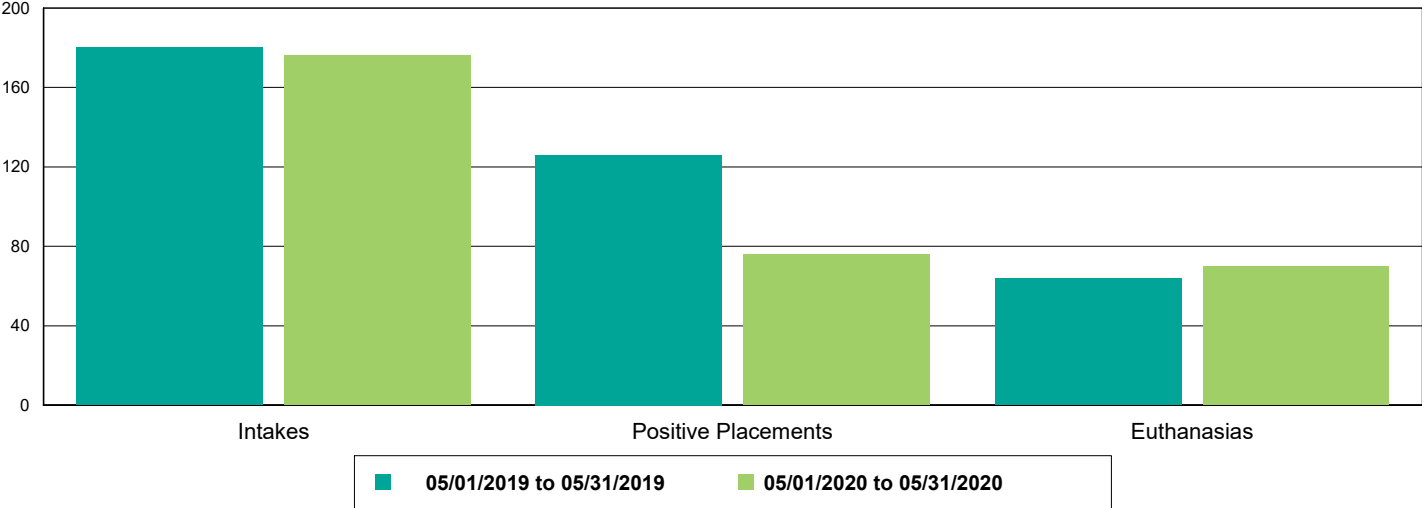


The Animal Foundation Dashboard



All of us for all of them.

Other Intakes, Positive Placements, and Euthanasias



The Animal Foundation Dashboard



All of us for all of them.

Live Release, Euthanasia, and Adoption Return Rates

05/01/19 to 05/31/19

05/01/20 to 05/31/20

Percent Change

All Jurisdictions

Total

Live Release Rate	82.72%	84.62%	2.29%
Euthanasia Rate	15.06%	13.98%	-7.19%
Adoption Return Rate	6.09%	7.50%	23.14%

Dogs and Cats

Live Release Rate	83.44%	87.01%	4.28%
Euthanasia Rate	14.38%	11.84%	-17.66%
Adoption Return Rate	6.22%	7.68%	23.52%

Young (<= 5 mo)

Live Release Rate	79.30%	94.30%	18.91%
Euthanasia Rate	14.14%	4.56%	-67.73%
Adoption Return Rate	2.38%	1.95%	-18.05%

Adult (>= 6 mo)

Live Release Rate	84.43%	84.81%	0.45%
Euthanasia Rate	14.43%	14.04%	-2.73%
Adoption Return Rate	7.38%	11.55%	56.41%

Dogs

Live Release Rate	87.92%	89.80%	2.13%
Euthanasia Rate	11.15%	9.40%	-15.75%
Adoption Return Rate	7.38%	12.59%	70.63%

Young (<= 5 mo)

Live Release Rate	92.91%	97.96%	5.43%
Euthanasia Rate	5.51%	2.04%	-62.97%
Adoption Return Rate	2.78%	8.82%	217.65%

Adult (>= 6 mo)

Live Release Rate	87.50%	89.22%	1.97%
Euthanasia Rate	11.63%	9.91%	-14.76%
Adoption Return Rate	7.88%	13.10%	66.21%

Cats

Live Release Rate	75.31%	81.65%	8.43%
Euthanasia Rate	20.22%	16.54%	-18.23%
Adoption Return Rate	3.76%	1.35%	-64.03%

Young (<= 5 mo)

Live Release Rate	74.52%	93.46%	25.42%
Euthanasia Rate	17.17%	5.14%	-70.07%
Adoption Return Rate	2.22%	0.58%	-73.68%

Adult (>= 6 mo)

Live Release Rate	75.84%	67.05%	-11.59%
Euthanasia Rate	22.28%	30.64%	37.48%
Adoption Return Rate	5.42%	3.92%	-27.67%

Others

Live Release Rate	64.29%	49.35%	-23.23%
Euthanasia Rate	32.65%	45.45%	39.20%
Adoption Return Rate	1.61%	2.63%	63.16%

The Animal Foundation Dashboard



All of us for all of them.

Young (<= 5 mo)

Live Release Rate	76.19%	36.36%	-52.27%
Euthanasia Rate	19.05%	63.64%	234.09%
Adoption Return Rate	0.00%	0.00%	0.00%

Adult (>= 6 mo)

Live Release Rate	62.86%	50.35%	-19.90%
Euthanasia Rate	34.29%	44.06%	28.50%
Adoption Return Rate	1.69%	2.94%	73.53%