

# The Animal Foundation Dashboard



All of us for all of them.

## Intake Totals

	05/01/18 to 05/31/18	05/01/19 to 05/31/19	Percent Change
<b>All Jurisdictions</b>	<b>2,327</b>	<b>2,941</b>	<b>26.39%</b>
<b>Dogs</b>	<b>1,364</b>	<b>1,597</b>	<b>17.08%</b>
<b>Picked up by Animal Control</b>	770	822	6.75%
<b>Stray Animals</b>	529	525	-0.76%
<b>Owner Surrenders</b>	68	64	-5.88%
<b>Confiscations</b>	173	233	34.68%
<b>Dropped off at The Animal Foundation</b>	594	775	30.47%
<b>Stray Animals</b>	431	576	33.64%
<b>Owner Surrenders</b>	103	140	35.92%
<b>Adoption Returns</b>	53	54	1.89%
<b>Born at TAF</b>	7	5	-28.57%
<b>Cats</b>	<b>726</b>	<b>1,164</b>	<b>60.33%</b>
<b>Picked up by Animal Control</b>	278	469	68.71%
<b>Stray Animals</b>	191	378	97.91%
<b>Owner Surrenders</b>	36	19	-47.22%
<b>Confiscations</b>	51	72	41.18%
<b>Dropped off at The Animal Foundation</b>	448	695	55.13%
<b>Stray Animals</b>	382	577	51.05%
<b>Owner Surrenders</b>	53	98	84.91%
<b>Adoption Returns</b>	8	13	62.50%
<b>Born at TAF</b>	5	7	40.00%
<b>Others</b>	<b>237</b>	<b>180</b>	<b>-24.05%</b>
<b>Picked up by Animal Control</b>	204	108	-47.06%
<b>Stray Animals</b>	80	77	-3.75%
<b>Owner Surrenders</b>	66	0	-100.00%
<b>Confiscations</b>	58	31	-46.55%
<b>Dropped off at The Animal Foundation</b>	33	72	118.18%
<b>Stray Animals</b>	31	64	106.45%
<b>Owner Surrenders</b>	2	7	250.00%
<b>Adoption Returns</b>	0	1	100.00%

# The Animal Foundation Dashboard



All of us for all of them.

## Outcome Totals

	05/01/18 to 05/31/18	05/01/19 to 05/31/19	Percent Change
<b>All Jurisdictions</b>	<b>2,084</b>	<b>2,695</b>	<b>29.32%</b>
<b>Dogs</b>	<b>1,285</b>	<b>1,618</b>	<b>25.91%</b>
Adoption	552	732	32.61%
Died	9	12	33.33%
Euthanasia	101	181	79.21%
Missing/Escaped	2	1	-50.00%
Returned to Owner	358	459	28.21%
Transfer	263	233	-11.41%
<b>Cats</b>	<b>622</b>	<b>883</b>	<b>41.96%</b>
Adoption	278	345	24.10%
Died	20	30	50.00%
Euthanasia	107	181	69.16%
Missing/Escaped	4	1	-75.00%
Returned to Owner	16	31	93.75%
RTF	22	28	27.27%
SNR	61	132	116.39%
Transfer	114	135	18.42%
<b>Others</b>	<b>177</b>	<b>194</b>	<b>9.60%</b>
Adoption	46	60	30.43%
Died	11	5	-54.55%
Euthanasia	46	64	39.13%
Missing/Escaped	0	1	100.00%
Returned to Owner	6	11	83.33%
RTF	34	1	-97.06%
Transfer	34	52	52.94%

# The Animal Foundation Dashboard



All of us for all of them.

## Foster Statistics

05/01/18 to 05/31/18

05/01/19 to 05/31/19

Percent Change

### All Jurisdictions

#### Total

Animals Sent to Foster	348	548	57.47%
Animal Returned from Foster	246	357	45.12%
Foster Parents	132	248	87.88%
Avg. Time in Foster	31	23	-26.10%

#### Dogs

Animals Sent to Foster	66	142	115.15%
Animal Returned from Foster	44	141	220.45%
Foster Parents	43	115	167.44%
Avg. Time in Foster	31	19	-40.29%

#### Cats

Animals Sent to Foster	270	393	45.56%
Animal Returned from Foster	178	201	12.92%
Foster Parents	87	133	52.87%
Avg. Time in Foster	32	25	-22.00%

#### Others

Animals Sent to Foster	12	13	8.33%
Animal Returned from Foster	24	15	-37.50%
Foster Parents	6	3	-50.00%
Avg. Time in Foster	14	21	47.87%

# The Animal Foundation Dashboard



All of us for all of them.

## Shelter Surgery Totals

	05/01/18 to 05/31/18	05/01/19 to 05/31/19	Percent Change
<b>All Jurisdictions</b>	<b>1,207</b>	<b>1,440</b>	<b>19.30%</b>
<b>Dogs</b>	<b>670</b>	<b>869</b>	<b>29.70%</b>
Spay/Neuter	647	859	32.77%
Adoption	379	439	15.83%
Transfer to Partner	110	76	-30.91%
Returned to Owner	126	290	130.16%
Other Outcomes	32	54	68.75%
Other Surgery	23	10	-56.52%
Adoption	13	8	-38.46%
Transfer to Partner	3	0	-100.00%
Returned to Owner	1	1	0.00%
Other Outcomes	6	1	-83.33%
<b>Cats</b>	<b>500</b>	<b>556</b>	<b>11.20%</b>
Spay/Neuter	488	555	13.73%
Adoption	219	224	2.28%
Transfer to Partner	14	14	0.00%
Returned to Owner	4	20	400.00%
SNR	62	135	117.74%
TNR	178	134	-24.72%
Other Outcomes	11	28	154.55%
Other Surgery	12	1	-91.67%
Adoption	7	1	-85.71%
Returned to Owner	1	0	-100.00%
SNR	1	0	-100.00%
TNR	2	0	-100.00%
Other Outcomes	1	0	-100.00%
<b>Others</b>	<b>37</b>	<b>15</b>	<b>-59.46%</b>
Spay/Neuter	37	15	-59.46%
Adoption	27	8	-70.37%
Transfer to Partner	9	2	-77.78%
Returned to Owner	0	1	100.00%
Other Outcomes	1	4	300.00%

# The Animal Foundation Dashboard



All of us for all of them.

## Public Services

	05/01/18 to 05/31/18	05/01/19 to 05/31/19	Percent Change
<b>Dogs</b>	<b>1,669</b>	<b>1,721</b>	<b>3.12%</b>
Owner Requested Euthanasia	192	210	9.38%
Public S/N Clinic - Microchips Implanted	105	83	-20.95%
Public S/N Clinic - Surgeries	227	203	-10.57%
Public S/N Clinic - Animals Vaccinated	137	120	-12.41%
Bordetella	126	107	-15.08%
DAPPv	128	113	-11.72%
Deworming	16	10	-37.50%
Rabies	98	101	3.06%
Vaccine Clinic - Microchips Implanted	98	76	-22.45%
Vaccine Clinic - Animals Vaccinated	1,266	1,309	3.40%
Bordetella	943	815	-13.57%
DAPPv	1,158	1,231	6.30%
Deworming	595	647	8.74%
K9 H3N2	188	80	-57.45%
Rabies	644	714	10.87%
<b>Cats</b>	<b>210</b>	<b>301</b>	<b>43.33%</b>
Owner Requested Euthanasia	49	52	6.12%
Public S/N Clinic - Feline Testing - Cats Tested	1	38	3,700.00%
Public S/N Clinic - Microchips Implanted	30	68	126.67%
Public S/N Clinic - Surgeries	58	105	81.03%
Public S/N Clinic - Animals Vaccinated	49	96	95.92%
Deworming	6	28	366.67%
FeLV	10	62	520.00%
FRCPC	49	96	95.92%
Rabies	43	55	27.91%
Vaccine Clinic - Microchips Implanted	17	24	41.18%
Vaccine Clinic - Animals Vaccinated	105	140	33.33%
Deworming	52	68	30.77%
FeLV	41	50	21.95%
FRCPC	92	122	32.61%
Rabies	66	76	15.15%
<b>Others</b>	<b>3</b>	<b>2</b>	<b>-33.33%</b>
Owner Requested Euthanasia	3	2	-33.33%

# The Animal Foundation Dashboard



All of us for all of them.

Current Inventory as of 06/20/2019 21:15

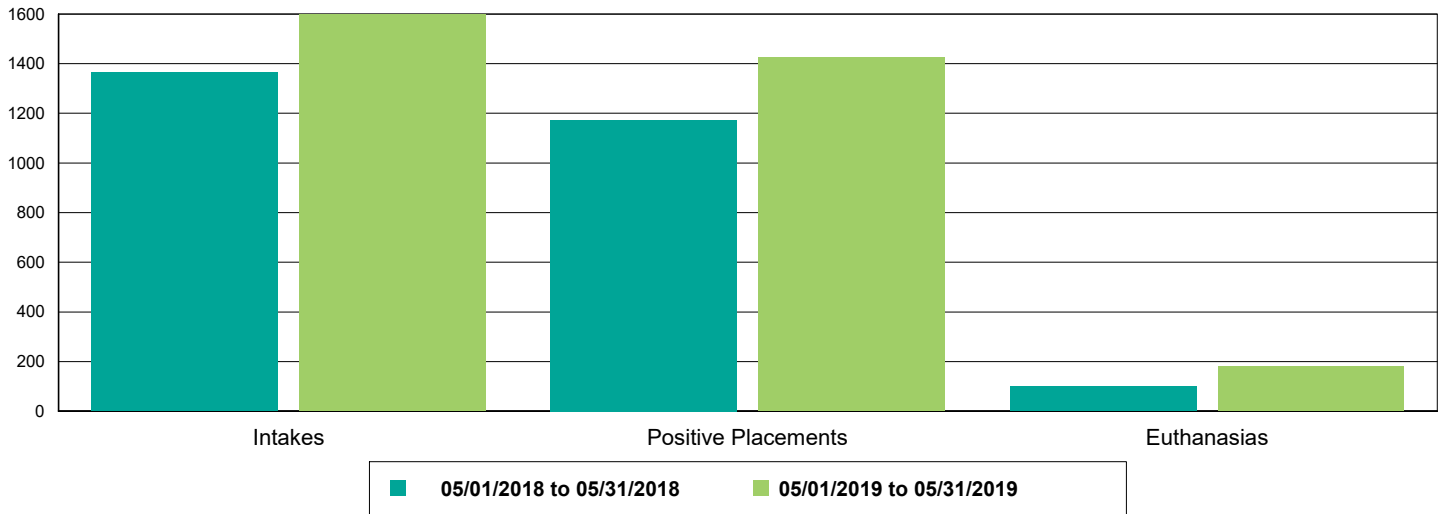
<b>All Jurisdictions</b>	<b>1,287</b>
<b>Cats</b>	<b>752</b>
BUNGALOWS	13
EAC	6
FOSTER	483
LIED	246
OFFSITE	4
<b>Dogs</b>	<b>472</b>
BUNGALOWS	135
EAC	10
FOSTER	88
LIED	210
OFFSITE	18
WVC	11
<b>Others</b>	<b>63</b>
FOSTER	11
LIED	43
OFFSITE	8
TENT	1

# The Animal Foundation Dashboard

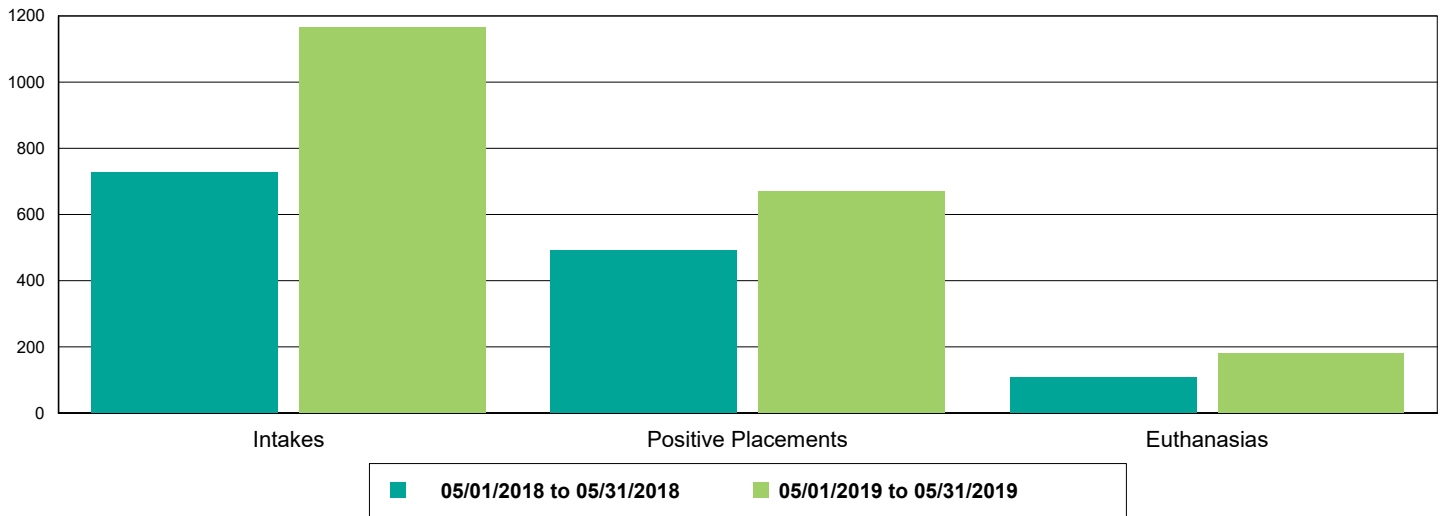


All of us for all of them.

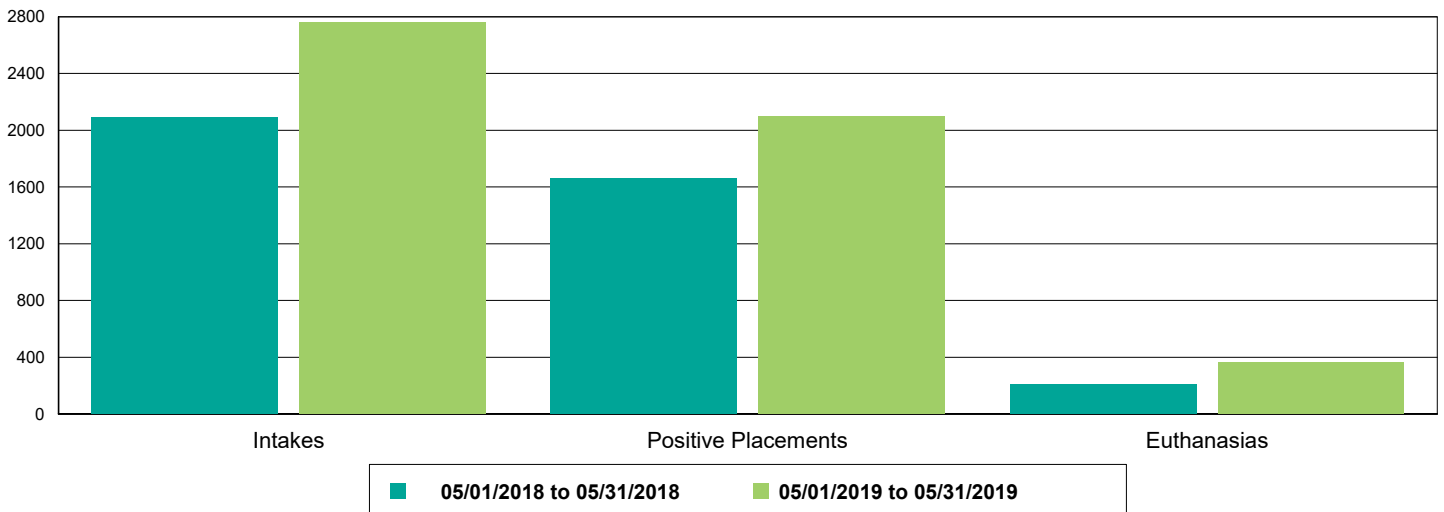
## Dog Intakes, Positive Placements, and Euthanasias



## Cat Intakes, Positive Placements, and Euthanasias



## Dogs And Cats Intakes, Positive Placements, and Euthanasias

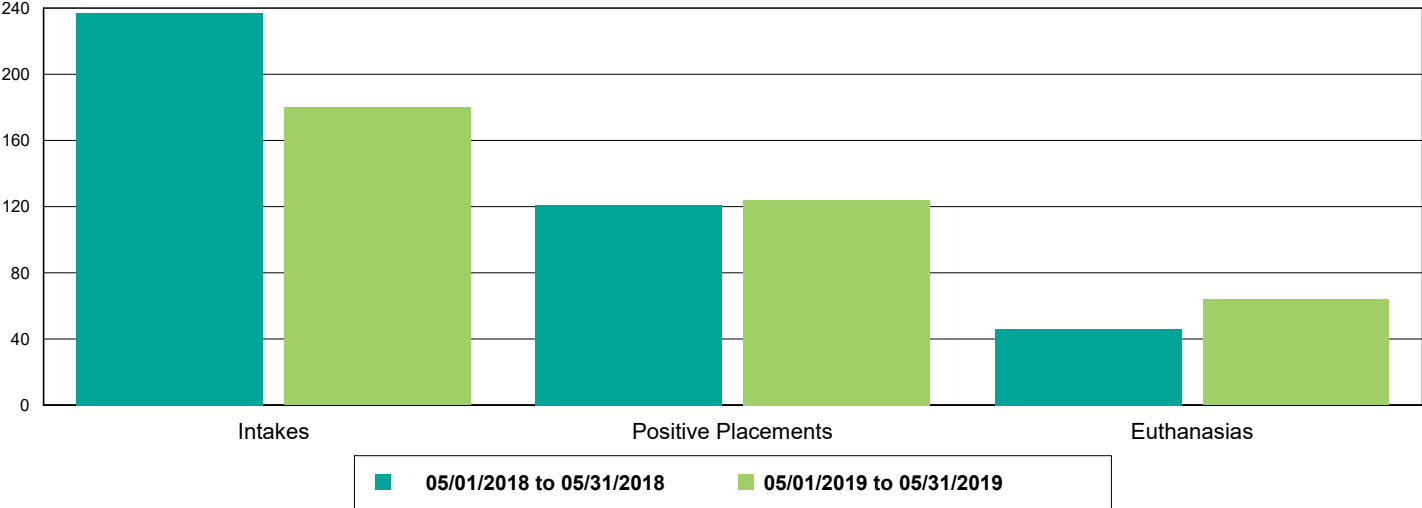


# The Animal Foundation Dashboard



All of us for all of them.

## Other Intakes, Positive Placements, and Euthanasias





# The Animal Foundation Dashboard



All of us for all of them.

## Live Release, Euthanasia, and Adoption Return Rates

05/01/18 to 05/31/18

05/01/19 to 05/31/19

Percent Change

### All Jurisdictions

#### Total

Live Release Rate	86.40%	83.03%	-3.90%
Euthanasia Rate	11.57%	15.17%	31.04%
Adoption Return Rate	7.15%	6.10%	-14.68%

#### Dogs and Cats

Live Release Rate	87.26%	83.77%	-4.00%
Euthanasia Rate	10.91%	14.47%	32.70%
Adoption Return Rate	7.35%	6.22%	-15.35%

#### Young (<= 5 mo)

Live Release Rate	84.29%	80.63%	-4.34%
Euthanasia Rate	9.14%	14.38%	57.23%
Adoption Return Rate	1.47%	2.38%	61.90%

#### Adult (>= 6 mo)

Live Release Rate	87.93%	84.51%	-3.88%
Euthanasia Rate	11.30%	14.50%	28.26%
Adoption Return Rate	9.27%	7.39%	-20.20%

#### Dogs

Live Release Rate	91.28%	88.01%	-3.59%
Euthanasia Rate	7.86%	11.19%	42.33%
Adoption Return Rate	9.60%	7.38%	-23.17%

#### Young (<= 5 mo)

Live Release Rate	91.43%	92.97%	1.68%
Euthanasia Rate	4.29%	5.47%	27.60%
Adoption Return Rate	2.86%	2.74%	-4.11%

#### Adult (>= 6 mo)

Live Release Rate	91.28%	87.58%	-4.04%
Euthanasia Rate	8.07%	11.68%	44.78%
Adoption Return Rate	10.06%	7.89%	-21.55%

#### Cats

Live Release Rate	78.94%	75.99%	-3.73%
Euthanasia Rate	17.20%	20.50%	19.16%
Adoption Return Rate	2.88%	3.77%	30.94%

#### Young (<= 5 mo)

Live Release Rate	82.50%	76.14%	-7.71%
Euthanasia Rate	10.36%	17.61%	70.06%
Adoption Return Rate	1.18%	2.23%	88.83%

#### Adult (>= 6 mo)

Live Release Rate	76.02%	75.89%	-0.17%
Euthanasia Rate	22.81%	22.41%	-1.74%
Adoption Return Rate	5.50%	5.42%	-1.51%

#### Others

Live Release Rate	67.98%	63.92%	-5.97%
Euthanasia Rate	25.84%	32.99%	27.66%
Adoption Return Rate	0.00%	1.67%	166.67%

# The Animal Foundation Dashboard



All of us for all of them.

### Young (<= 5 mo)

<b>Live Release Rate</b>	79.31%	76.19%	-3.93%
<b>Euthanasia Rate</b>	20.69%	19.05%	-7.94%
<b>Adoption Return Rate</b>	0.00%	0.00%	0.00%

### Adult (>= 6 mo)

<b>Live Release Rate</b>	65.77%	62.43%	-5.08%
<b>Euthanasia Rate</b>	26.85%	34.68%	29.19%
<b>Adoption Return Rate</b>	0.00%	1.75%	175.44%