

The Animal Foundation Dashboard



All of us for all of them.

Intake Totals

	04/01/19 to 04/30/19	04/01/20 to 04/30/20	Percent Change
All Jurisdictions	2,405	708	-70.56%
Dogs	1,442	385	-73.30%
Picked up by Animal Control	795	268	-66.29%
Stray Animals	556	141	-74.64%
Owner Surrenders	45	17	-62.22%
Confiscations	194	110	-43.30%
Dropped off at The Animal Foundation	647	117	-81.92%
Stray Animals	441	95	-78.46%
Owner Surrenders	137	14	-89.78%
Adoption Returns	55	8	-85.45%
Born at TAF	14	0	-100.00%
Cats	776	255	-67.14%
Picked up by Animal Control	363	117	-67.77%
Stray Animals	266	95	-64.29%
Owner Surrenders	15	7	-53.33%
Confiscations	82	15	-81.71%
Dropped off at The Animal Foundation	413	138	-66.59%
Stray Animals	333	133	-60.06%
Owner Surrenders	68	3	-95.59%
Adoption Returns	7	2	-71.43%
Born at TAF	5	0	-100.00%
Others	187	68	-63.64%
Picked up by Animal Control	113	56	-50.44%
Stray Animals	94	30	-68.09%
Owner Surrenders	1	7	600.00%
Confiscations	18	19	5.56%
Dropped off at The Animal Foundation	74	12	-83.78%
Stray Animals	45	10	-77.78%
Owner Surrenders	15	0	-100.00%
Adoption Returns	1	2	100.00%
Born at TAF	13	0	-100.00%

The Animal Foundation Dashboard



All of us for all of them.

Outcome Totals

	04/01/19 to 04/30/19	04/01/20 to 04/30/20	Percent Change
All Jurisdictions	2,302	700	-69.59%
Dogs	1,480	436	-70.54%
Adoption	668	157	-76.50%
Died	9	3	-66.67%
Euthanasia	163	57	-65.03%
Missing/Escaped	0	1	100.00%
Returned to Owner	457	151	-66.96%
Transfer	183	67	-63.39%
Cats	635	200	-68.50%
Adoption	173	71	-58.96%
Died	22	4	-81.82%
Euthanasia	77	42	-45.45%
Returned to Owner	29	8	-72.41%
RTF	40	16	-60.00%
SNR	113	0	-100.00%
Transfer	181	59	-67.40%
Others	187	64	-65.78%
Adoption	83	15	-81.93%
Died	18	0	-100.00%
Euthanasia	65	27	-58.46%
Missing/Escaped	1	0	-100.00%
Returned to Owner	5	15	200.00%
Transfer	15	7	-53.33%

The Animal Foundation Dashboard



All of us for all of them.

Foster Statistics

04/01/19 to 04/30/19

04/01/20 to 04/30/20

Percent Change

All Jurisdictions

Total

Animals Sent to Foster	374	194	-48.13%
Animal Returned from Foster	327	167	-48.93%
Foster Parents	198	96	-51.52%
Avg. Time in Foster	24	23	-6.22%

Dogs

Animals Sent to Foster	162	62	-61.73%
Animal Returned from Foster	213	106	-50.23%
Foster Parents	134	48	-64.18%
Avg. Time in Foster	21	16	-24.99%

Cats

Animals Sent to Foster	198	125	-36.87%
Animal Returned from Foster	99	59	-40.40%
Foster Parents	62	44	-29.03%
Avg. Time in Foster	31	35	13.01%

Others

Animals Sent to Foster	14	7	-50.00%
Animal Returned from Foster	15	2	-86.67%
Foster Parents	5	6	20.00%
Avg. Time in Foster	19	4	-78.16%

The Animal Foundation Dashboard



All of us for all of them.

Shelter Surgery Totals

	4/1/2019 to 4/30/2019	4/1/2020 to 4/30/2020	Percent Change
All Jurisdictions	1,118	0	-100.00%
Dogs	675	0	-100.00%
Spay/Neuter	662	0	-100.00%
Adoption	367	0	-100.00%
Transfer to Partner	58	0	-100.00%
Returned to Owner	155	0	-100.00%
Foster	81	0	-100.00%
Other Outcomes	1	0	-100.00%
Other Surgery	13	0	-100.00%
Adoption	2	0	-100.00%
Transfer to Partner	1	0	-100.00%
Returned to Owner	5	0	-100.00%
Foster	4	0	-100.00%
Other Outcomes	1	0	-100.00%
Cats	408	0	-100.00%
Spay/Neuter	405	0	-100.00%
Adoption	98	0	-100.00%
Transfer to Partner	17	0	-100.00%
Returned to Owner	5	0	-100.00%
SNR	114	0	-100.00%
TNR	163	0	-100.00%
Foster	7	0	-100.00%
Other Outcomes	1	0	-100.00%
Other Surgery	3	0	-100.00%
Returned to Owner	2	0	-100.00%
SNR	1	0	-100.00%
Others	35	0	-100.00%
Spay/Neuter	35	0	-100.00%
Adoption	18	0	-100.00%
Transfer to Partner	16	0	-100.00%
Foster	1	0	-100.00%

The Animal Foundation Dashboard



All of us for all of them.

Public Services

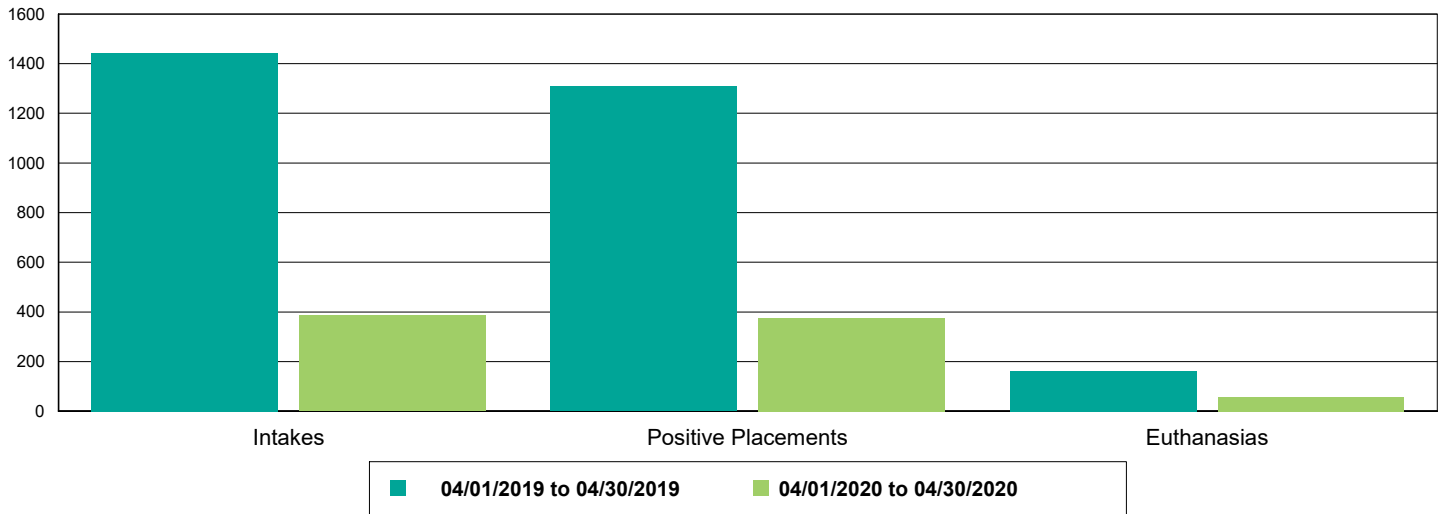
	04/01/19 to 04/30/19	04/01/20 to 04/30/20	Percent Change
Dogs	1,744	196	-88.76%
Owner Requested Euthanasia	176	190	7.95%
Public S/N Clinic - Microchips Implanted	88	1	-98.86%
Public S/N Clinic - Surgeries	218	1	-99.54%
Public S/N Clinic - Animals Vaccinated	162	1	-99.38%
Bordetella	154	0	-100.00%
DAPPv	161	0	-100.00%
Deworming	2	0	-100.00%
Rabies	135	0	-100.00%
Vaccine Clinic - Microchips Implanted	133	6	-95.49%
Vaccine Clinic - Animals Vaccinated	1,347	1	-99.93%
Bordetella	752	0	-100.00%
DAPPv	1,299	0	-100.00%
Deworming	706	0	-100.00%
K9 H3N2	68	0	-100.00%
Rabies	695	0	-100.00%
Cats	239	30	-87.45%
Owner Requested Euthanasia	49	26	-46.94%
Public S/N Clinic - Feline Testing - Cats Tested	1	1	0.00%
Public S/N Clinic - Microchips Implanted	30	1	-96.67%
Public S/N Clinic - Surgeries	71	1	-98.59%
Public S/N Clinic - Animals Vaccinated	61	1	-98.36%
FeLV	28	0	-100.00%
FRCPC	62	0	-100.00%
Rabies	60	0	-100.00%
Vaccine Clinic - Microchips Implanted	20	4	-80.00%
Vaccine Clinic - Animals Vaccinated	110	1	-99.09%
Deworming	54	0	-100.00%
FeLV	50	0	-100.00%
FRCPC	100	0	-100.00%
Rabies	67	0	-100.00%
Others	3	1	-66.67%
Owner Requested Euthanasia	3	1	-66.67%

The Animal Foundation Dashboard

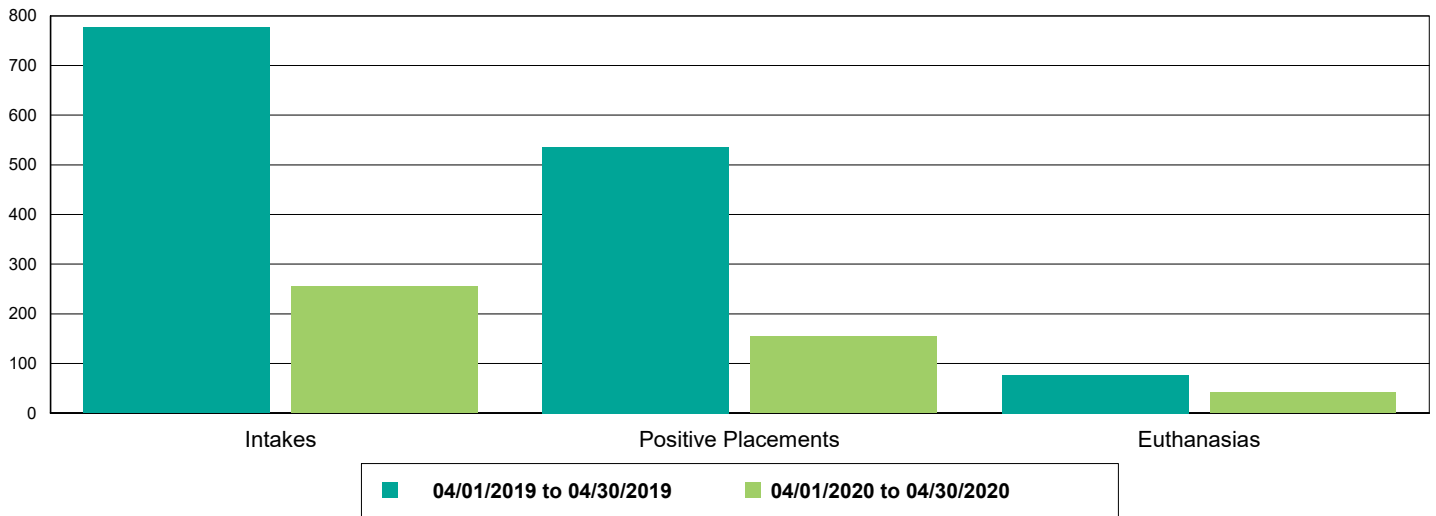


All of us for all of them.

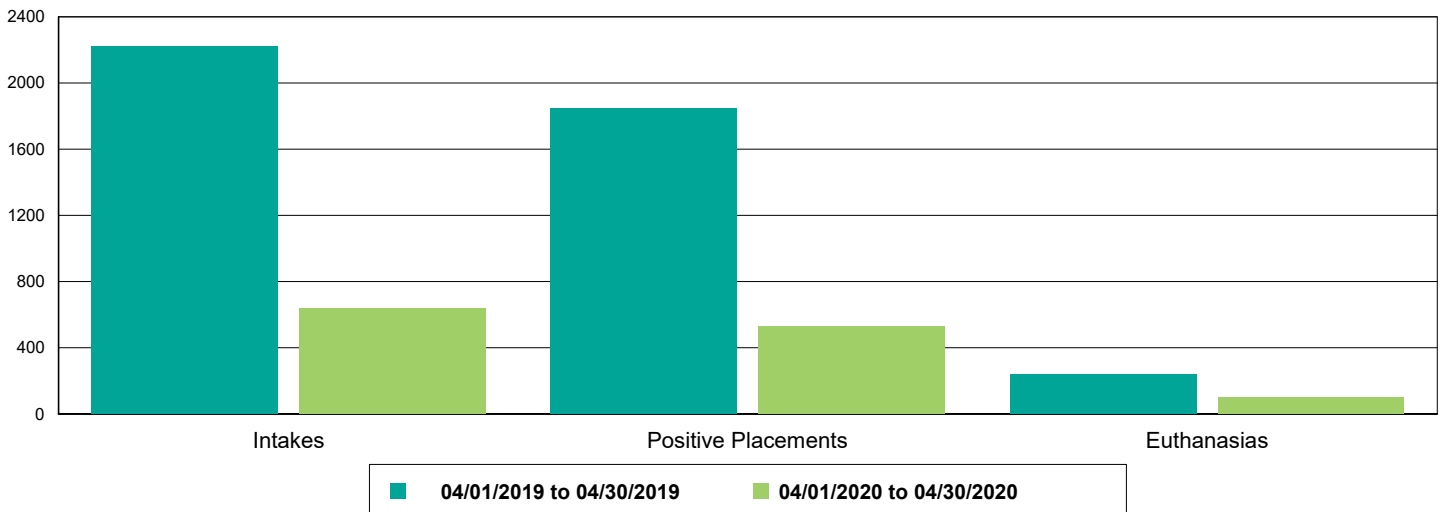
Dog Intakes, Positive Placements, and Euthanasias



Cat Intakes, Positive Placements, and Euthanasias



Dogs And Cats Intakes, Positive Placements, and Euthanasias

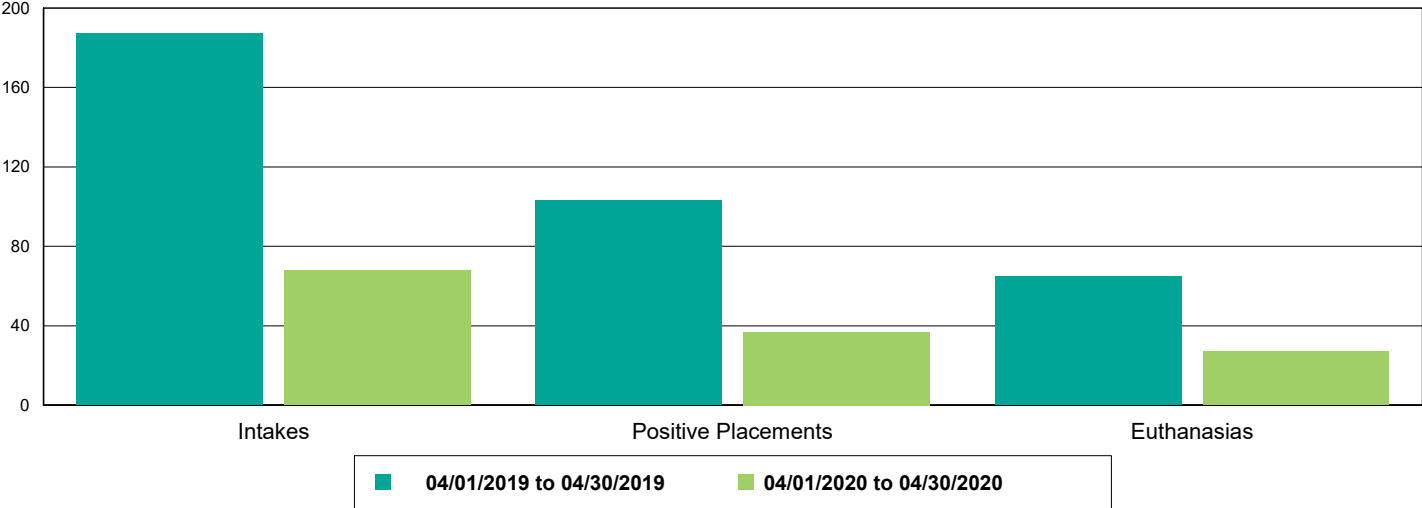


The Animal Foundation Dashboard



All of us for all of them.

Other Intakes, Positive Placements, and Euthanasias



The Animal Foundation Dashboard



All of us for all of them.

Live Release, Euthanasia, and Adoption Return Rates

04/01/19 to 04/30/19

04/01/20 to 04/30/20

Percent Change

All Jurisdictions

Total

Live Release Rate	85.83%	81.96%	-4.51%
Euthanasia Rate	12.33%	16.84%	36.55%
Adoption Return Rate	7.07%	4.67%	-33.97%

Dogs and Cats

Live Release Rate	87.19%	83.18%	-4.61%
Euthanasia Rate	11.34%	15.57%	37.24%
Adoption Return Rate	7.36%	4.39%	-40.44%

Young (<= 5 mo)

Live Release Rate	90.45%	92.66%	2.44%
Euthanasia Rate	4.21%	5.50%	30.64%
Adoption Return Rate	2.74%	0.00%	-100.00%

Adult (>= 6 mo)

Live Release Rate	86.53%	81.21%	-6.15%
Euthanasia Rate	12.78%	17.65%	38.04%
Adoption Return Rate	8.33%	5.38%	-35.48%

Dogs

Live Release Rate	88.38%	86.01%	-2.68%
Euthanasia Rate	11.01%	13.07%	18.70%
Adoption Return Rate	8.23%	5.10%	-38.11%

Young (<= 5 mo)

Live Release Rate	95.77%	92.31%	-3.62%
Euthanasia Rate	2.82%	7.69%	173.08%
Adoption Return Rate	2.20%	0.00%	-100.00%

Adult (>= 6 mo)

Live Release Rate	87.59%	85.61%	-2.26%
Euthanasia Rate	11.88%	13.41%	12.89%
Adoption Return Rate	9.19%	5.48%	-40.35%

Cats

Live Release Rate	84.43%	77.00%	-8.80%
Euthanasia Rate	12.11%	21.00%	73.45%
Adoption Return Rate	4.02%	2.82%	-29.98%

Young (<= 5 mo)

Live Release Rate	86.92%	92.77%	6.74%
Euthanasia Rate	5.14%	4.82%	-6.24%
Adoption Return Rate	3.64%	0.00%	-100.00%

Adult (>= 6 mo)

Live Release Rate	83.18%	65.81%	-20.88%
Euthanasia Rate	15.64%	32.48%	107.67%
Adoption Return Rate	4.20%	5.00%	19.00%

Others

Live Release Rate	55.08%	57.81%	4.96%
Euthanasia Rate	34.76%	42.19%	21.37%
Adoption Return Rate	1.20%	13.33%	1,006.67%

The Animal Foundation Dashboard



All of us for all of them.

Young (<= 5 mo)

Live Release Rate	33.33%	0.00%	-100.00%
Euthanasia Rate	29.63%	0.00%	-100.00%
Adoption Return Rate	0.00%	0.00%	0.00%

Adult (>= 6 mo)

Live Release Rate	58.75%	57.81%	-1.60%
Euthanasia Rate	35.63%	42.19%	18.42%
Adoption Return Rate	1.25%	13.33%	966.67%