

# The Animal Foundation Dashboard



All of us for all of them.

## Intake Totals

|   | 01/01/18 to 01/31/18 | 01/01/19 to 01/31/19 | Percent Change |
|---|----------------------|----------------------|----------------|
| <b>All Jurisdictions</b>                    | <b>2,589</b>         | <b>1,955</b>         | <b>-24.49%</b> |
| <b>Dogs</b>                                 | <b>1,411</b>         | <b>1,412</b>         | <b>0.07%</b>   |
| <b>Picked up by Animal Control</b>          | 766                  | 804                  | 4.96%          |
| <b>Stray Animals</b>                        | 554                  | 535                  | -3.43%         |
| <b>Owner Surrenders</b>                     | 32                   | 76                   | 137.50%        |
| <b>Confiscations</b>                        | 180                  | 193                  | 7.22%          |
| <b>Dropped off at The Animal Foundation</b> | 645                  | 608                  | -5.74%         |
| <b>Stray Animals</b>                        | 473                  | 462                  | -2.33%         |
| <b>Owner Surrenders</b>                     | 109                  | 103                  | -5.50%         |
| <b>Adoption Returns</b>                     | 50                   | 42                   | -16.00%        |
| <b>Born at TAF</b>                          | 13                   | 1                    | -92.31%        |
| <b>Cats</b>                                 | <b>526</b>           | <b>435</b>           | <b>-17.30%</b> |
| <b>Picked up by Animal Control</b>          | 241                  | 164                  | -31.95%        |
| <b>Stray Animals</b>                        | 124                  | 104                  | -16.13%        |
| <b>Owner Surrenders</b>                     | 5                    | 12                   | 140.00%        |
| <b>Confiscations</b>                        | 112                  | 48                   | -57.14%        |
| <b>Dropped off at The Animal Foundation</b> | 285                  | 271                  | -4.91%         |
| <b>Stray Animals</b>                        | 214                  | 211                  | -1.40%         |
| <b>Owner Surrenders</b>                     | 66                   | 53                   | -19.70%        |
| <b>Adoption Returns</b>                     | 5                    | 6                    | 20.00%         |
| <b>Born at TAF</b>                          | 0                    | 1                    | 100.00%        |
| <b>Others</b>                               | <b>652</b>           | <b>108</b>           | <b>-83.44%</b> |
| <b>Picked up by Animal Control</b>          | 610                  | 77                   | -87.38%        |
| <b>Stray Animals</b>                        | 58                   | 52                   | -10.34%        |
| <b>Owner Surrenders</b>                     | 2                    | 12                   | 500.00%        |
| <b>Confiscations</b>                        | 550                  | 13                   | -97.64%        |
| <b>Dropped off at The Animal Foundation</b> | 42                   | 31                   | -26.19%        |
| <b>Stray Animals</b>                        | 30                   | 25                   | -16.67%        |
| <b>Owner Surrenders</b>                     | 5                    | 5                    | 0.00%          |
| <b>Adoption Returns</b>                     | 2                    | 1                    | -50.00%        |
| <b>Born at TAF</b>                          | 5                    | 0                    | -100.00%       |

# The Animal Foundation Dashboard



All of us for all of them.

## Outcome Totals

|                          | 01/01/18 to 01/31/18 | 01/01/19 to 01/31/19 | Percent Change |
|--------------------------|----------------------|----------------------|----------------|
| <b>All Jurisdictions</b> | <b>2,243</b>         | <b>1,914</b>         | <b>-14.67%</b> |
| <b>Dogs</b>              | <b>1,513</b>         | <b>1,398</b>         | <b>-7.60%</b>  |
| Adoption                 | 650                  | 634                  | -2.46%         |
| Died                     | 4                    | 7                    | 75.00%         |
| Euthanasia               | 155                  | 109                  | -29.68%        |
| Missing/Escaped          | 5                    | 1                    | -80.00%        |
| Returned to Owner        | 418                  | 409                  | -2.15%         |
| Transfer                 | 281                  | 238                  | -15.30%        |
| <b>Cats</b>              | <b>505</b>           | <b>407</b>           | <b>-19.41%</b> |
| Adoption                 | 200                  | 172                  | -14.00%        |
| Died                     | 5                    | 3                    | -40.00%        |
| Euthanasia               | 112                  | 66                   | -41.07%        |
| Missing/Escaped          | 2                    | 2                    | 0.00%          |
| Returned to Owner        | 37                   | 23                   | -37.84%        |
| RTF                      | 15                   | 17                   | 13.33%         |
| SNR                      | 78                   | 58                   | -25.64%        |
| Transfer                 | 56                   | 66                   | 17.86%         |
| <b>Others</b>            | <b>225</b>           | <b>109</b>           | <b>-51.56%</b> |
| Adoption                 | 81                   | 61                   | -24.69%        |
| Died                     | 11                   | 9                    | -18.18%        |
| Euthanasia               | 107                  | 17                   | -84.11%        |
| Returned to Owner        | 3                    | 4                    | 33.33%         |
| RTF                      | 15                   | 1                    | -93.33%        |
| Transfer                 | 8                    | 17                   | 112.50%        |

# The Animal Foundation Dashboard



All of us for all of them.

## Foster Statistics

01/01/18 to 01/31/18

01/01/19 to 01/31/19

Percent Change

### All Jurisdictions

#### Total

|                             |    |     |         |
|-----------------------------|----|-----|---------|
| Animals Sent to Foster      | 79 | 170 | 115.19% |
| Animal Returned from Foster | 81 | 187 | 130.86% |
| Foster Parents              | 34 | 125 | 267.65% |
| Avg. Time in Foster         | 37 | 29  | -22.46% |

#### Dogs

|                             |    |     |         |
|-----------------------------|----|-----|---------|
| Animals Sent to Foster      | 38 | 128 | 236.84% |
| Animal Returned from Foster | 38 | 136 | 257.89% |
| Foster Parents              | 15 | 99  | 560.00% |
| Avg. Time in Foster         | 35 | 22  | -35.96% |

#### Cats

|                             |    |    |        |
|-----------------------------|----|----|--------|
| Animals Sent to Foster      | 30 | 42 | 40.00% |
| Animal Returned from Foster | 42 | 48 | 14.29% |
| Foster Parents              | 15 | 27 | 80.00% |
| Avg. Time in Foster         | 41 | 48 | 18.28% |

#### Others

|                             |    |    |          |
|-----------------------------|----|----|----------|
| Animals Sent to Foster      | 11 | 0  | -100.00% |
| Animal Returned from Foster | 1  | 3  | 200.00%  |
| Foster Parents              | 5  | 0  | -100.00% |
| Avg. Time in Foster         | 9  | 35 | 304.60%  |

# The Animal Foundation Dashboard



All of us for all of them.

## Shelter Surgery Totals

|                          | 1/1/2018 to 1/31/2018 | 1/1/2019 to 1/31/2019 | Percent Change |
|--------------------------|-----------------------|-----------------------|----------------|
| <b>All Jurisdictions</b> | <b>1,207</b>          | <b>1,135</b>          | <b>-5.97%</b>  |
| <b>Dogs</b>              | <b>622</b>            | <b>720</b>            | <b>15.76%</b>  |
| Spay/Neuter              | 612                   | 711                   | 16.18%         |
| Adoption                 | 345                   | 430                   | 24.64%         |
| Transfer to Partner      | 145                   | 80                    | -44.83%        |
| Returned to Owner        | 117                   | 134                   | 14.53%         |
| Foster                   | 1                     | 58                    | 5700.00%       |
| Other Outcomes           | 4                     | 9                     | 125.00%        |
| Other Surgery            | 10                    | 9                     | -10.00%        |
| Adoption                 | 5                     | 3                     | -40.00%        |
| Transfer to Partner      | 2                     | 1                     | -50.00%        |
| Returned to Owner        | 3                     | 2                     | -33.33%        |
| Foster                   | 0                     | 3                     | 300.00%        |
| <b>Cats</b>              | <b>567</b>            | <b>399</b>            | <b>-29.63%</b> |
| Spay/Neuter              | 562                   | 393                   | -30.07%        |
| Adoption                 | 109                   | 101                   | -7.34%         |
| Transfer to Partner      | 13                    | 12                    | -7.69%         |
| Returned to Owner        | 4                     | 3                     | -25.00%        |
| SNR                      | 81                    | 55                    | -32.10%        |
| TNR                      | 340                   | 200                   | -41.18%        |
| Foster                   | 10                    | 22                    | 120.00%        |
| Other Outcomes           | 5                     | 0                     | -100.00%       |
| Other Surgery            | 5                     | 6                     | 20.00%         |
| Adoption                 | 1                     | 2                     | 100.00%        |
| Transfer to Partner      | 1                     | 0                     | -100.00%       |
| Returned to Owner        | 0                     | 1                     | 100.00%        |
| SNR                      | 0                     | 1                     | 100.00%        |
| TNR                      | 3                     | 0                     | -100.00%       |
| RTF                      | 0                     | 1                     | 100.00%        |
| Foster                   | 0                     | 1                     | 100.00%        |
| <b>Others</b>            | <b>18</b>             | <b>16</b>             | <b>-11.11%</b> |
| Spay/Neuter              | 18                    | 16                    | -11.11%        |
| Adoption                 | 17                    | 16                    | -5.88%         |
| Transfer to Partner      | 1                     | 0                     | -100.00%       |

# The Animal Foundation Dashboard



All of us for all of them.

## Public Services

|  | 01/01/18 to 01/31/18 | 01/01/19 to 01/31/19 | Percent Change |
|--|----------------------|----------------------|----------------|
| <b>Dogs</b>                                      | <b>1,528</b>         | <b>1,469</b>         | <b>-3.86%</b>  |
| Owner Requested Euthanasia                       | 145                  | 154                  | 6.21%          |
| Public S/N Clinic - Microchips Implanted         | 77                   | 81                   | 5.19%          |
| Public S/N Clinic - Surgeries                    | 198                  | 202                  | 2.02%          |
| Public S/N Clinic - Animals Vaccinated           | 137                  | 131                  | -4.38%         |
| Bordetella                                       | 125                  | 104                  | -16.80%        |
| DAPPv  | 125                  | 114                  | -8.80%         |
| Deworming  | 8                    | 30                   | 275.00%        |
| Rabies   | 109                  | 96                   | -11.93%        |
| Vaccine Clinic - Microchips Implanted            | 120                  | 108                  | -10.00%        |
| Vaccine Clinic - Animals Vaccinated              | 1,176                | 1,108                | -5.78%         |
| Bordetella                                       | 893                  | 655                  | -26.65%        |
| DAPPv  | 1,104                | 1,073                | -2.81%         |
| Deworming  | 602                  | 627                  | 4.15%          |
| K9 H3N2  | 0                    | 97                   | 9,700.00%      |
| Rabies   | 603                  | 547                  | -9.29%         |
| <b>Cats</b>                                      | <b>258</b>           | <b>269</b>           | <b>4.26%</b>   |
| Owner Requested Euthanasia                       | 58                   | 55                   | -5.17%         |
| Public S/N Clinic - Feline Testing - Cats Tested | 1                    | 9                    | 800.00%        |
| Public S/N Clinic - Microchips Implanted         | 35                   | 55                   | 57.14%         |
| Public S/N Clinic - Surgeries                    | 60                   | 122                  | 103.33%        |
| Public S/N Clinic - Animals Vaccinated           | 54                   | 106                  | 96.30%         |
| Deworming  | 2                    | 33                   | 1,550.00%      |
| FeLV   | 8                    | 39                   | 387.50%        |
| FRCPC  | 54                   | 104                  | 92.59%         |
| Rabies   | 47                   | 94                   | 100.00%        |
| Vaccine Clinic - Microchips Implanted            | 25                   | 13                   | -48.00%        |
| Vaccine Clinic - Animals Vaccinated              | 129                  | 90                   | -30.23%        |
| Deworming  | 38                   | 43                   | 13.16%         |
| FeLV   | 36                   | 25                   | -30.56%        |
| FRCPC  | 122                  | 78                   | -36.07%        |
| Rabies   | 82                   | 54                   | -34.15%        |
| <b>Others</b>                                    | <b>4</b>             | <b>1</b>             | <b>-75.00%</b> |
| Owner Requested Euthanasia                       | 3                    | 1                    | -66.67%        |
| Vaccine Clinic - Microchips Implanted            | 1                    | 1                    | 0.00%          |

# The Animal Foundation Dashboard



All of us for all of them.

Current Inventory as of 01/15/2020 10:06

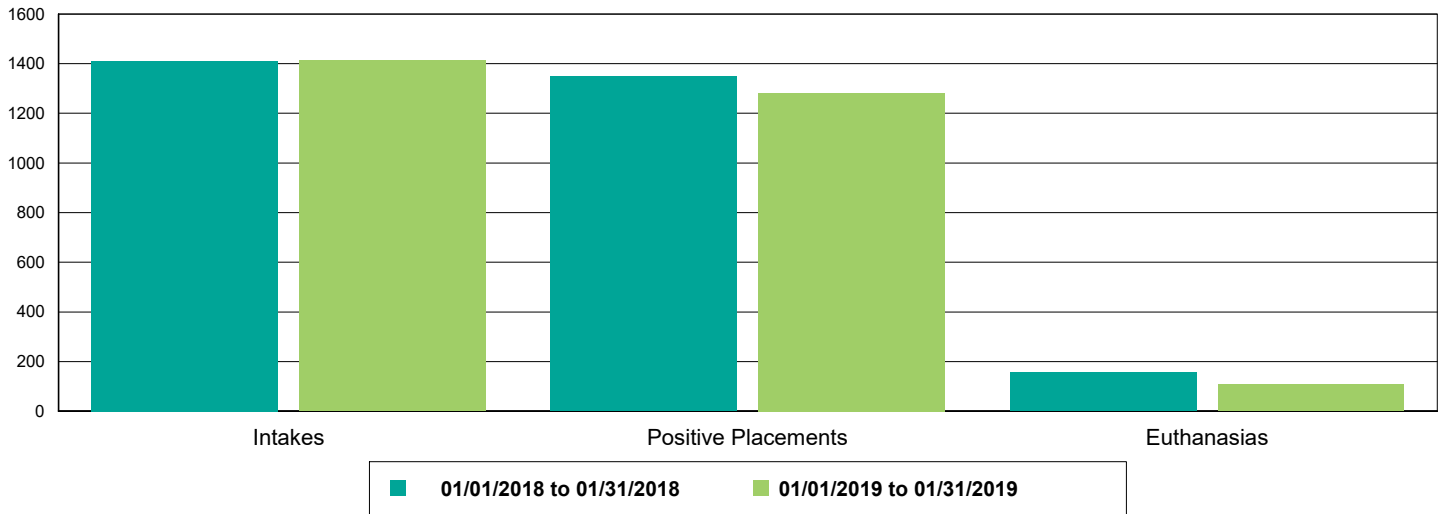
|                          |            |
|--------------------------|------------|
| <b>All Jurisdictions</b> | <b>655</b> |
| <b>Cats</b>              | <b>170</b> |
| BUNGALOWS                | 14         |
| EAC                      | 4          |
| FOSTER                   | 95         |
| LIED                     | 56         |
| OFFSITE                  | 1          |
| <b>Dogs</b>              | <b>425</b> |
| BUNGALOWS                | 99         |
| EAC                      | 17         |
| FOSTER                   | 107        |
| LIED                     | 185        |
| OFFSITE                  | 6          |
| WVC                      | 11         |
| <b>Others</b>            | <b>60</b>  |
| FOSTER                   | 22         |
| LIED                     | 32         |
| OFFSITE                  | 5          |
| TENT                     | 1          |

# The Animal Foundation Dashboard

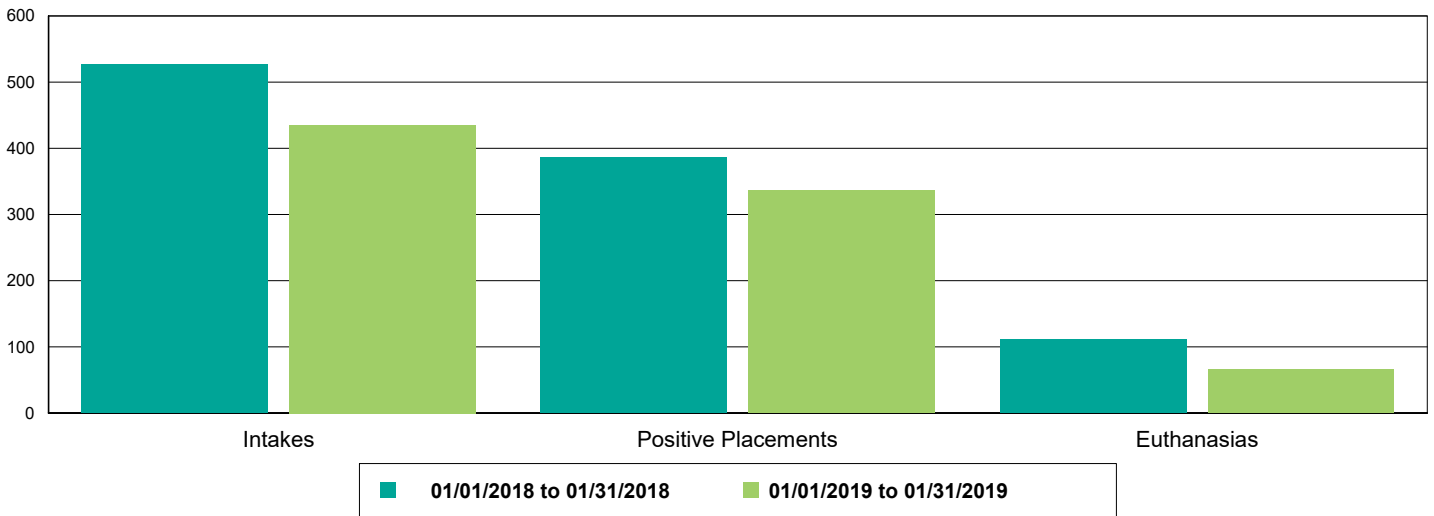


All of us for all of them.

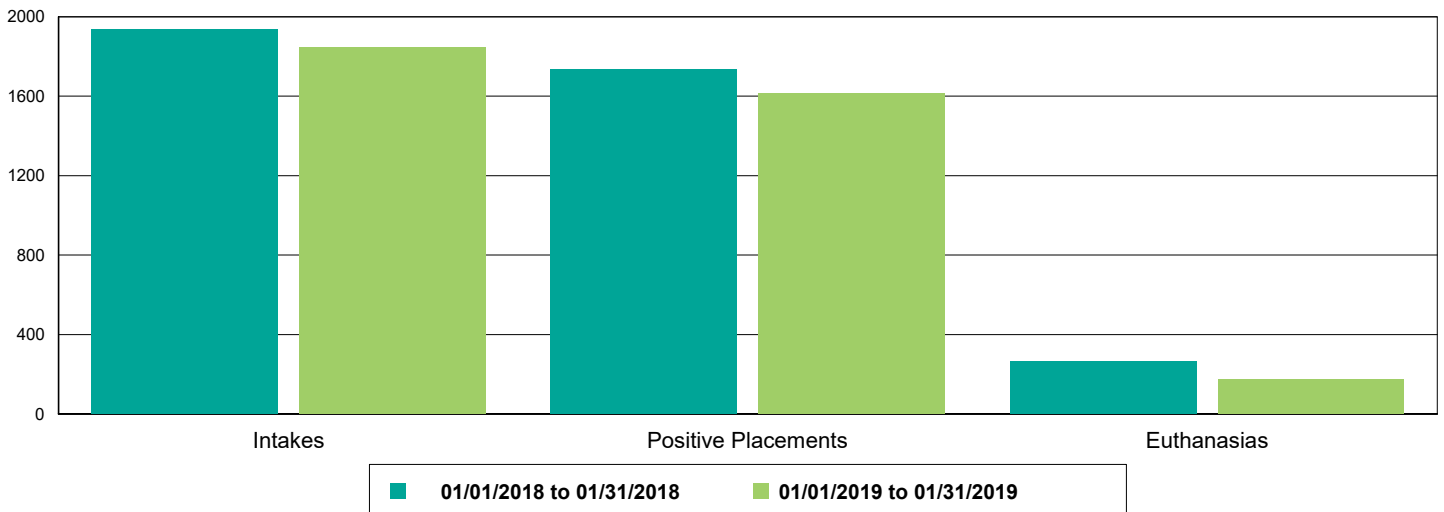
## Dog Intakes, Positive Placements, and Euthanasias



## Cat Intakes, Positive Placements, and Euthanasias



## Dogs And Cats Intakes, Positive Placements, and Euthanasias

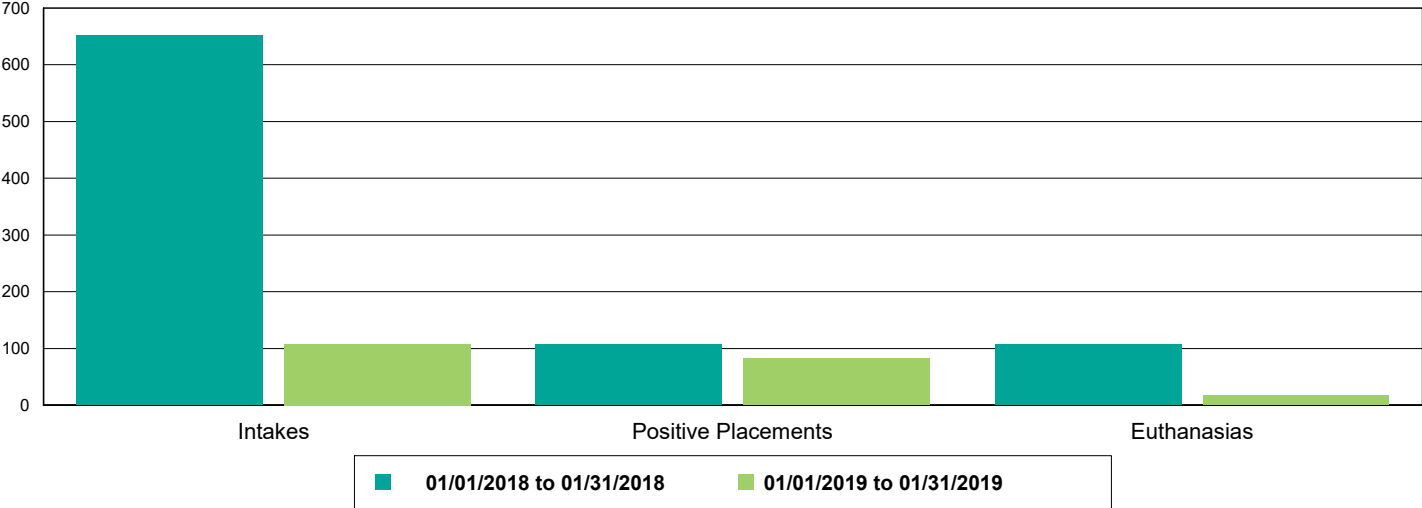


# The Animal Foundation Dashboard



All of us for all of them.

## Other Intakes, Positive Placements, and Euthanasias





# The Animal Foundation Dashboard



All of us for all of them.

## Live Release, Euthanasia, and Adoption Return Rates

01/01/18 to 01/31/18

01/01/19 to 01/31/19

Percent Change

### All Jurisdictions

#### Total

|                      |        |        |         |
|----------------------|--------|--------|---------|
| Live Release Rate    | 83.95% | 89.19% | 6.25%   |
| Euthanasia Rate      | 15.04% | 9.87%  | -34.40% |
| Adoption Return Rate | 6.29%  | 5.80%  | -7.80%  |

#### Dogs and Cats

|                      |        |        |         |
|----------------------|--------|--------|---------|
| Live Release Rate    | 85.98% | 89.58% | 4.20%   |
| Euthanasia Rate      | 13.23% | 9.70%  | -26.72% |
| Adoption Return Rate | 6.47%  | 5.96%  | -7.96%  |

#### Young (<= 5 mo)

|                      |        |        |         |
|----------------------|--------|--------|---------|
| Live Release Rate    | 86.74% | 91.03% | 4.94%   |
| Euthanasia Rate      | 9.39%  | 4.49%  | -52.22% |
| Adoption Return Rate | 0.85%  | 2.75%  | 222.02% |

#### Adult (>= 6 mo)

|                      |        |        |         |
|----------------------|--------|--------|---------|
| Live Release Rate    | 85.90% | 89.45% | 4.13%   |
| Euthanasia Rate      | 13.61% | 10.19% | -25.14% |
| Adoption Return Rate | 7.37%  | 6.46%  | -12.36% |

#### Dogs

|                      |        |        |         |
|----------------------|--------|--------|---------|
| Live Release Rate    | 89.16% | 91.63% | 2.77%   |
| Euthanasia Rate      | 10.24% | 7.80%  | -23.89% |
| Adoption Return Rate | 7.69%  | 6.62%  | -13.88% |

#### Young (<= 5 mo)

|                      |        |        |         |
|----------------------|--------|--------|---------|
| Live Release Rate    | 88.89% | 94.44% | 6.25%   |
| Euthanasia Rate      | 5.56%  | 2.22%  | -60.00% |
| Adoption Return Rate | 2.08%  | 3.28%  | 57.38%  |

#### Adult (>= 6 mo)

|                      |        |        |         |
|----------------------|--------|--------|---------|
| Live Release Rate    | 89.18% | 91.44% | 2.53%   |
| Euthanasia Rate      | 10.54% | 8.18%  | -22.40% |
| Adoption Return Rate | 8.14%  | 6.98%  | -14.24% |

#### Cats

|                      |        |        |         |
|----------------------|--------|--------|---------|
| Live Release Rate    | 76.44% | 82.56% | 8.01%   |
| Euthanasia Rate      | 22.18% | 16.22% | -26.88% |
| Adoption Return Rate | 2.50%  | 3.49%  | 39.53%  |

#### Young (<= 5 mo)

|                      |        |        |         |
|----------------------|--------|--------|---------|
| Live Release Rate    | 84.62% | 86.36% | 2.07%   |
| Euthanasia Rate      | 13.19% | 7.58%  | -42.55% |
| Adoption Return Rate | 0.00%  | 2.08%  | 208.33% |

#### Adult (>= 6 mo)

|                      |        |        |         |
|----------------------|--------|--------|---------|
| Live Release Rate    | 74.64% | 81.82% | 9.62%   |
| Euthanasia Rate      | 24.15% | 17.89% | -25.94% |
| Adoption Return Rate | 3.82%  | 4.03%  | 5.65%   |

#### Others

|                      |        |        |         |
|----------------------|--------|--------|---------|
| Live Release Rate    | 47.56% | 76.15% | 60.12%  |
| Euthanasia Rate      | 47.56% | 15.60% | -67.20% |
| Adoption Return Rate | 2.47%  | 1.64%  | -33.61% |

# The Animal Foundation Dashboard



All of us for all of them.

### Young (<= 5 mo)

|                             |        |        |          |
|-----------------------------|--------|--------|----------|
| <b>Live Release Rate</b>    | 63.64% | 66.67% | 4.76%    |
| <b>Euthanasia Rate</b>      | 18.18% | 0.00%  | -100.00% |
| <b>Adoption Return Rate</b> | 0.00%  | 0.00%  | 0.00%    |

### Adult (>= 6 mo)

|                             |        |        |         |
|-----------------------------|--------|--------|---------|
| <b>Live Release Rate</b>    | 46.73% | 76.42% | 63.53%  |
| <b>Euthanasia Rate</b>      | 49.07% | 16.04% | -67.31% |
| <b>Adoption Return Rate</b> | 2.70%  | 1.69%  | -37.29% |