

The Animal Foundation Dashboard



All of us for all of them.

Intake Totals

	10/01/22 to 10/31/22	10/01/23 to 10/31/23	Percent Change
All Jurisdictions	1,265	1,713	35.42%
Dogs	454	1,057	132.82%
Picked up by Animal Control	338	896	165.09%
Stray Animals	206	604	193.20%
Owner Surrenders	24	88	266.67%
Confiscations	108	204	88.89%
Dropped off at The Animal Foundation	116	161	38.79%
Stray Animals	81	97	19.75%
Owner Surrenders	27	53	96.30%
Adoption Returns	8	11	37.50%
Cats	599	515	-14.02%
Picked up by Animal Control	249	360	44.58%
Stray Animals	191	230	20.42%
Owner Surrenders	15	74	393.33%
Confiscations	43	56	30.23%
Dropped off at The Animal Foundation	350	155	-55.71%
Stray Animals	294	128	-56.46%
Owner Surrenders	44	21	-52.27%
Adoption Returns	9	6	-33.33%
Born at TAF	3	0	-100.00%
Others	212	141	-33.49%
Picked up by Animal Control	102	116	13.73%
Stray Animals	55	47	-14.55%
Owner Surrenders	0	1	100.00%
Confiscations	47	68	44.68%
Dropped off at The Animal Foundation	110	25	-77.27%
Stray Animals	59	11	-81.36%
Owner Surrenders	38	12	-68.42%
Adoption Returns	4	0	-100.00%
Born at TAF	9	2	-77.78%

The Animal Foundation Dashboard



All of us for all of them.

Outcome Totals

	10/01/22 to 10/31/22	10/01/23 to 10/31/23	Percent Change
All Jurisdictions	1,547	1,866	20.62%
Dogs	617	1,195	93.68%
Adoption	223	447	100.45%
Died	1	7	600.00%
Euthanasia	177	258	45.76%
Missing/Escaped	3	1	-66.67%
Returned to Owner	135	292	116.30%
Transfer	78	190	143.59%
Cats	699	480	-31.33%
Adoption	361	263	-27.15%
Died	9	8	-11.11%
Euthanasia	134	77	-42.54%
Missing/Escaped	2	0	-100.00%
Returned to Owner	24	15	-37.50%
RTF	20	14	-30.00%
SNR	94	89	-5.32%
Transfer	55	14	-74.55%
Others	231	191	-17.32%
Adoption	170	80	-52.94%
Died	13	37	184.62%
Euthanasia	23	30	30.43%
Missing/Escaped	1	4	300.00%
Returned to Owner	13	12	-7.69%
RTF	0	1	100.00%
Transfer	11	27	145.45%

The Animal Foundation Dashboard



All of us for all of them.

Foster Statistics

10/01/22 to 10/31/22 10/01/23 to 10/31/23 Percent Change

All Jurisdictions

Total

Animals Sent to Foster	102	211	106.86%
Animal Returned from Foster	224	183	-18.30%
Foster Parents	44	118	168.18%
Avg. Time in Foster	71	55	-21.93%

Dogs

Animals Sent to Foster	2	101	4,950.00%
Animal Returned from Foster	61	91	49.18%
Foster Parents	2	71	3,450.00%
Avg. Time in Foster	48	41	-14.34%

Cats

Animals Sent to Foster	94	109	15.96%
Animal Returned from Foster	151	91	-39.74%
Foster Parents	41	47	14.63%
Avg. Time in Foster	81	70	-13.71%

Others

Animals Sent to Foster	6	1	-83.33%
Animal Returned from Foster	12	1	-91.67%
Foster Parents	1	1	0.00%
Avg. Time in Foster	54	3	-95.07%

The Animal Foundation Dashboard



All of us for all of them.

Shelter Surgery Totals

	10/1/2022 to 10/31/202	10/1/2023 to 10/31/202	Percent Change
All Jurisdictions	632	818	29.43%
Dogs	207	524	153.14%
Spay/Neuter	207	524	153.14%
Adoption	122	279	128.69%
Transfer to Partner	9	49	444.44%
Returned to Owner	35	135	285.71%
Foster	32	37	15.63%
Other Outcomes	9	24	166.67%
Cats	387	278	-28.17%
Spay/Neuter	387	278	-28.17%
Adoption	261	184	-29.50%
Transfer to Partner	4	5	25.00%
Returned to Owner	12	6	-50.00%
SNR	83	43	-48.19%
Foster	20	38	90.00%
Other Outcomes	7	2	-71.43%
Others	38	16	-57.89%
Spay/Neuter	38	16	-57.89%
Adoption	36	10	-72.22%
Returned to Owner	1	0	-100.00%
Foster	1	0	-100.00%
Other Outcomes	0	6	600.00%

The Animal Foundation Dashboard

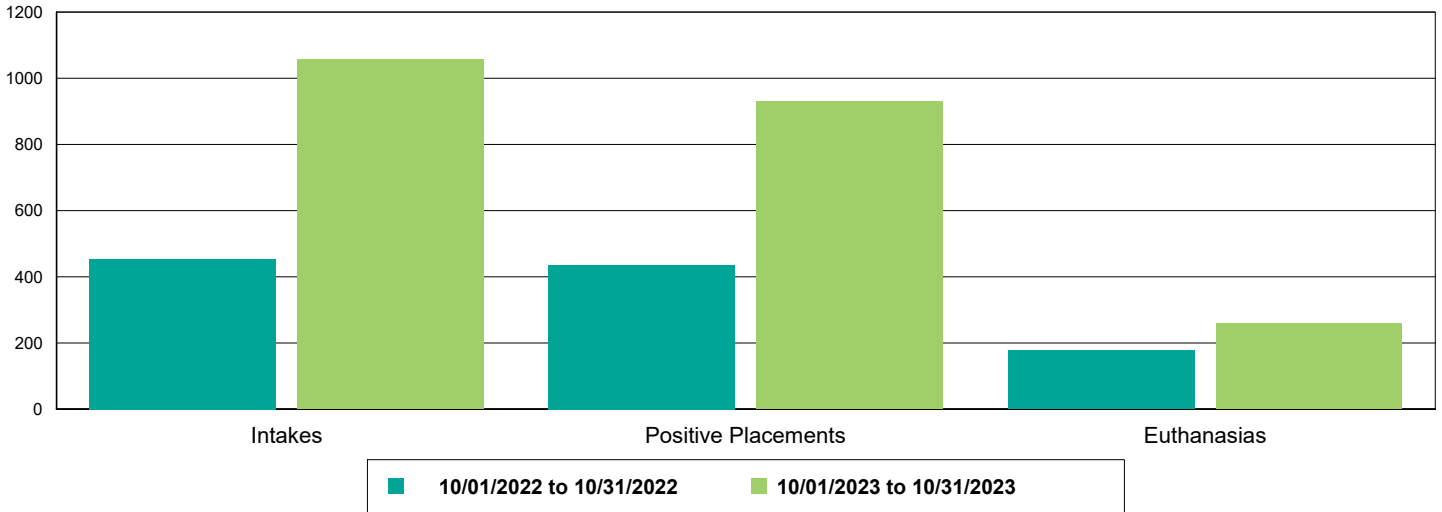


All of us for all of them.

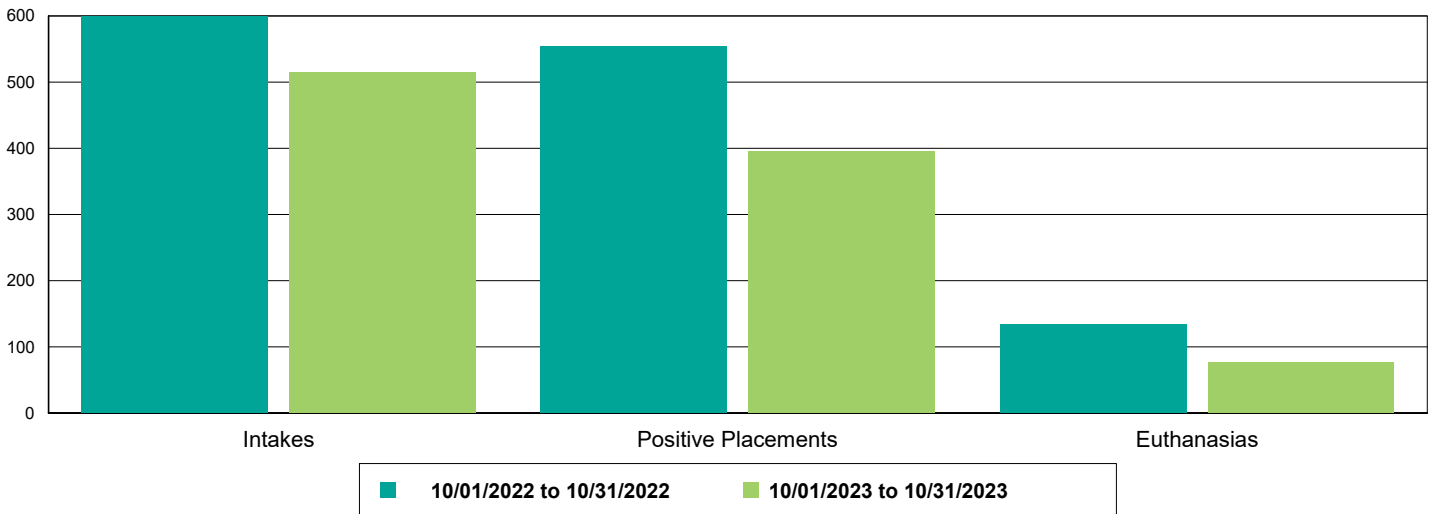
Public Services

	10/01/22 to 10/31/22	10/01/23 to 10/31/23	Percent Change
Dogs	223	232	4.04%
Owner Requested Euthanasia	90	83	-7.78%
Vaccine Clinic - Animals Vaccinated	133	149	12.03%
Bordetella	1	83	8,200.00%
DAPPv	126	135	7.14%
DEWORM	0	78	7,800.00%
MICROCHIP	0	15	1,500.00%
Rabies	119	102	-14.29%
Cats	60	54	-10.00%
Owner Requested Euthanasia	38	13	-65.79%
Vaccine Clinic - Animals Vaccinated	22	41	86.36%
DEWORM	0	30	3,000.00%
FRCPC	21	43	104.76%
MICROCHIP	0	3	300.00%
Rabies	21	31	47.62%
Others	1	0	-100.00%
Owner Requested Euthanasia	2	0	-100.00%

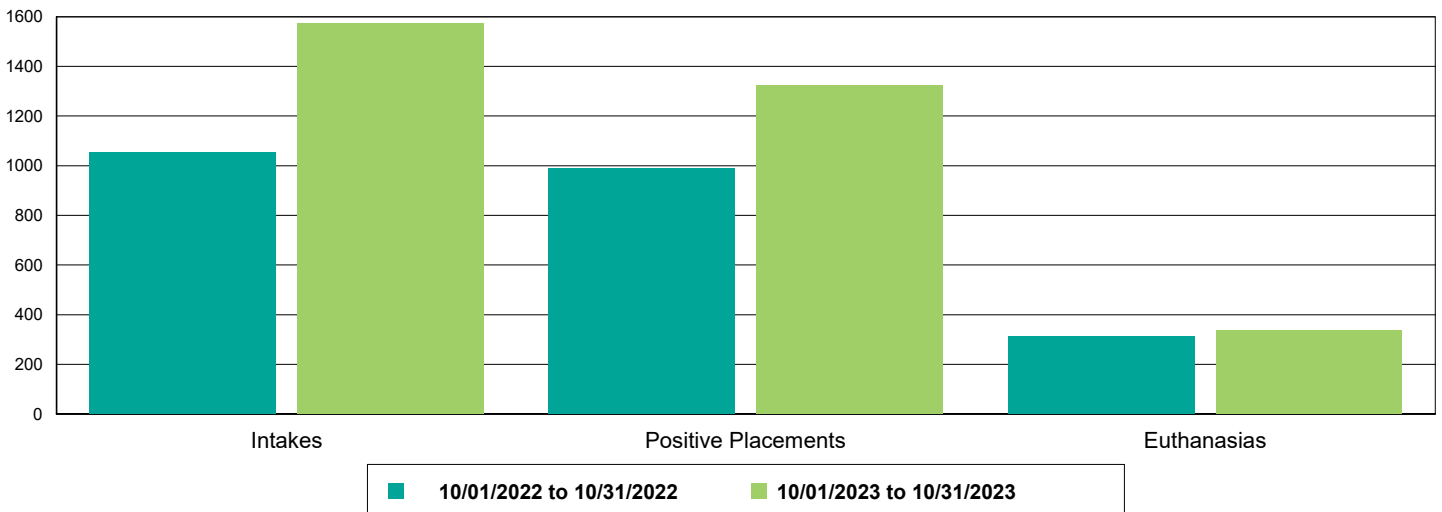
Dog Intakes, Positive Placements, and Euthanasias



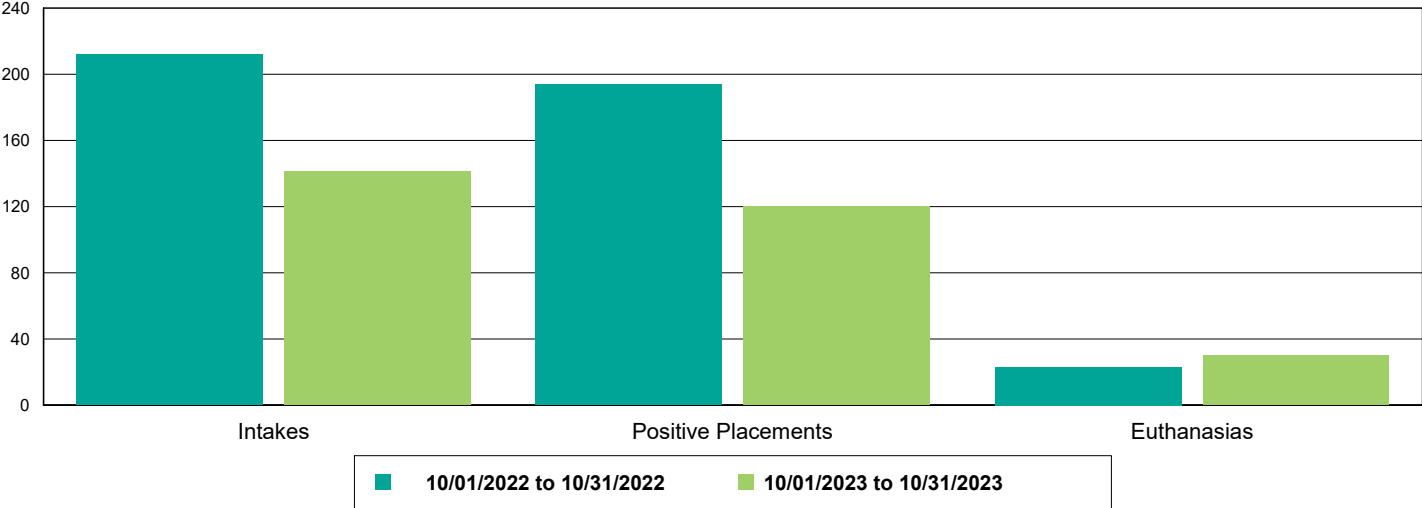
Cat Intakes, Positive Placements, and Euthanasias



Dogs And Cats Intakes, Positive Placements, and Euthanasias



Other Intakes, Positive Placements, and Euthanasias



The Animal Foundation Dashboard



All of us for all of them.

Live Release, Euthanasia, and Adoption Return Rates

10/01/22 to 10/31/22

10/01/23 to 10/31/23

Percent Change

All Jurisdictions

Total

Live Release Rate	76.54%	77.38%	1.11%
Euthanasia Rate	21.59%	19.56%	-9.40%
Adoption Return Rate	2.79%	2.15%	-22.74%

Dogs and Cats

Live Release Rate	75.23%	79.04%	5.07%
Euthanasia Rate	23.63%	20.00%	-15.37%
Adoption Return Rate	2.91%	2.39%	-17.75%

Young (<= 5 mo)

Live Release Rate	86.93%	90.55%	4.17%
Euthanasia Rate	12.72%	7.48%	-41.20%
Adoption Return Rate	2.12%	1.14%	-46.00%

Adult (>= 6 mo)

Live Release Rate	72.02%	76.99%	6.89%
Euthanasia Rate	26.62%	22.24%	-16.47%
Adoption Return Rate	3.29%	2.80%	-14.81%

Dogs

Live Release Rate	70.66%	77.74%	10.01%
Euthanasia Rate	28.69%	21.59%	-24.74%
Adoption Return Rate	3.59%	2.46%	-31.40%

Young (<= 5 mo)

Live Release Rate	91.11%	93.18%	2.27%
Euthanasia Rate	8.89%	5.68%	-36.08%
Adoption Return Rate	3.33%	0.00%	-100.00%

Adult (>= 6 mo)

Live Release Rate	69.06%	76.51%	10.80%
Euthanasia Rate	30.24%	22.85%	-24.43%
Adoption Return Rate	3.63%	2.67%	-26.39%

Cats

Live Release Rate	79.26%	82.29%	3.83%
Euthanasia Rate	19.17%	16.04%	-16.32%
Adoption Return Rate	2.49%	2.28%	-8.49%

Young (<= 5 mo)

Live Release Rate	86.13%	89.16%	3.51%
Euthanasia Rate	13.45%	8.43%	-37.27%
Adoption Return Rate	1.89%	1.43%	-24.29%

Adult (>= 6 mo)

Live Release Rate	75.70%	78.66%	3.91%
Euthanasia Rate	22.13%	20.06%	-9.32%
Adoption Return Rate	2.97%	3.25%	9.49%

The Animal Foundation Dashboard



All of us for all of them.

Others			
Live Release Rate	83.98%	62.83%	-25.19%
Euthanasia Rate	9.96%	15.71%	57.75%
Adoption Return Rate	2.35%	0.00%	-100.00%
Young (<= 5 mo)			
Live Release Rate	88.89%	56.25%	-36.72%
Euthanasia Rate	0.00%	0.00%	0.00%
Adoption Return Rate	0.00%	0.00%	0.00%
Adult (>= 6 mo)			
Live Release Rate	83.78%	63.43%	-24.29%
Euthanasia Rate	10.36%	17.14%	65.47%
Adoption Return Rate	2.45%	0.00%	-100.00%