

# The Animal Foundation Dashboard



All of us for all of them.

## Intake Totals

	01/01/18 to 01/31/18	01/01/19 to 01/31/19	Percent Change
<b>All Jurisdictions</b>	<b>2,590</b>	<b>1,956</b>	<b>-24.48%</b>
<b>Dogs</b>	<b>1,412</b>	<b>1,414</b>	<b>0.14%</b>
<b>Picked up by Animal Control</b>	766	806	5.22%
<b>Stray Animals</b>	554	537	-3.07%
<b>Owner Surrenders</b>	32	76	137.50%
<b>Confiscations</b>	180	193	7.22%
<b>Dropped off at The Animal Foundation</b>	646	608	-5.88%
<b>Stray Animals</b>	473	462	-2.33%
<b>Owner Surrenders</b>	110	102	-7.27%
<b>Adoption Returns</b>	50	43	-14.00%
<b>Born at TAF</b>	13	1	-92.31%
<b>Cats</b>	<b>526</b>	<b>435</b>	<b>-17.30%</b>
<b>Picked up by Animal Control</b>	241	164	-31.95%
<b>Stray Animals</b>	124	104	-16.13%
<b>Owner Surrenders</b>	5	12	140.00%
<b>Confiscations</b>	112	48	-57.14%
<b>Dropped off at The Animal Foundation</b>	285	271	-4.91%
<b>Stray Animals</b>	214	211	-1.40%
<b>Owner Surrenders</b>	66	53	-19.70%
<b>Adoption Returns</b>	5	6	20.00%
<b>Born at TAF</b>	0	1	100.00%
<b>Others</b>	<b>652</b>	<b>107</b>	<b>-83.59%</b>
<b>Picked up by Animal Control</b>	610	77	-87.38%
<b>Stray Animals</b>	58	52	-10.34%
<b>Owner Surrenders</b>	2	12	500.00%
<b>Confiscations</b>	550	13	-97.64%
<b>Dropped off at The Animal Foundation</b>	42	30	-28.57%
<b>Stray Animals</b>	30	25	-16.67%
<b>Owner Surrenders</b>	5	4	-20.00%
<b>Adoption Returns</b>	2	1	-50.00%
<b>Born at TAF</b>	5	0	-100.00%

# The Animal Foundation Dashboard



All of us for all of them.

## Outcome Totals

	01/01/18 to 01/31/18	01/01/19 to 01/31/19	Percent Change
<b>All Jurisdictions</b>	<b>2,244</b>	<b>1,906</b>	<b>-15.06%</b>
<b>Dogs</b>	<b>1,513</b>	<b>1,396</b>	<b>-7.73%</b>
Adoption	650	632	-2.77%
Died	4	7	75.00%
Euthanasia	155	109	-29.68%
Missing/Escaped	5	0	-100.00%
Returned to Owner	418	409	-2.15%
Transfer	281	239	-14.95%
<b>Cats</b>	<b>506</b>	<b>403</b>	<b>-20.36%</b>
Adoption	200	170	-15.00%
Died	5	3	-40.00%
Euthanasia	112	66	-41.07%
Missing/Escaped	3	0	-100.00%
Returned to Owner	37	23	-37.84%
RTF	15	17	13.33%
SNR	78	58	-25.64%
Transfer	56	66	17.86%
<b>Others</b>	<b>225</b>	<b>107</b>	<b>-52.44%</b>
Adoption	81	59	-27.16%
Died	11	9	-18.18%
Euthanasia	107	17	-84.11%
Returned to Owner	3	4	33.33%
RTF	15	1	-93.33%
Transfer	8	17	112.50%

# The Animal Foundation Dashboard



All of us for all of them.

## Foster Statistics

01/01/18 to 01/31/18

01/01/19 to 01/31/19

Percent Change

### All Jurisdictions

#### Total

Animals Sent to Foster	78	169	116.67%
Animal Returned from Foster	81	181	123.46%
Foster Parents	34	124	264.71%
Avg. Time in Foster	37	26	-29.85%

#### Dogs

Animals Sent to Foster	38	127	234.21%
Animal Returned from Foster	38	133	250.00%
Foster Parents	15	98	553.33%
Avg. Time in Foster	35	20	-43.47%

#### Cats

Animals Sent to Foster	29	42	44.83%
Animal Returned from Foster	42	45	7.14%
Foster Parents	15	27	80.00%
Avg. Time in Foster	41	45	11.78%

#### Others

Animals Sent to Foster	11	0	-100.00%
Animal Returned from Foster	1	3	200.00%
Foster Parents	5	0	-100.00%
Avg. Time in Foster	9	35	304.60%

# The Animal Foundation Dashboard



All of us for all of them.

## Shelter Surgery Totals

	01/01/18 to 01/31/18	01/01/19 to 01/31/19	Percent Change
<b>All Jurisdictions</b>	<b>1,231</b>	<b>1,132</b>	<b>-8.04%</b>
<b>Dogs</b>	<b>644</b>	<b>726</b>	<b>12.73%</b>
Spay/Neuter	620	709	14.35%
Adoption	346	420	21.39%
Transfer to Partner	145	78	-46.21%
Returned to Owner	124	137	10.48%
Other Outcomes	5	74	1380.00%
Other Surgery	24	17	-29.17%
Adoption	18	10	-44.44%
Transfer to Partner	4	1	-75.00%
Returned to Owner	1	1	0.00%
Other Outcomes	1	5	400.00%
<b>Cats</b>	<b>569</b>	<b>389</b>	<b>-31.63%</b>
Spay/Neuter	560	385	-31.25%
Adoption	109	96	-11.93%
Transfer to Partner	13	12	-7.69%
Returned to Owner	5	3	-40.00%
SNR	81	55	-32.10%
TNR	340	192	-43.53%
Other Outcomes	12	27	125.00%
Other Surgery	9	4	-55.56%
Adoption	2	1	-50.00%
Transfer to Partner	1	0	-100.00%
SNR	1	1	0.00%
TNR	5	0	-100.00%
Other Outcomes	0	2	200.00%
<b>Others</b>	<b>18</b>	<b>17</b>	<b>-5.56%</b>
Spay/Neuter	18	16	-11.11%
Adoption	17	13	-23.53%
Transfer to Partner	1	0	-100.00%
Other Outcomes	0	3	300.00%
Other Surgery	0	1	100.00%
Adoption	0	1	100.00%

# The Animal Foundation Dashboard



All of us for all of them.

## Public Services

	01/01/18 to 01/31/18	01/01/19 to 01/31/19	Percent Change
<b>Dogs</b>	<b>1,528</b>	<b>1,470</b>	<b>-3.80%</b>
Owner Requested Euthanasia	145	154	6.21%
Public S/N Clinic - Microchips Implanted	77	81	5.19%
Public S/N Clinic - Surgeries	198	202	2.02%
Public S/N Clinic - Animals Vaccinated	137	131	-4.38%
Bordetella	125	104	-16.80%
DAPPv	125	114	-8.80%
Deworming	8	30	275.00%
Rabies	109	96	-11.93%
Vaccine Clinic - Microchips Implanted	120	109	-9.17%
Vaccine Clinic - Animals Vaccinated	1,176	1,108	-5.78%
Bordetella	893	654	-26.76%
DAPPv	1,104	1,073	-2.81%
Deworming	602	627	4.15%
K9 H3N2	0	97	9,700.00%
Rabies	603	546	-9.45%
<b>Cats</b>	<b>258</b>	<b>269</b>	<b>4.26%</b>
Owner Requested Euthanasia	58	55	-5.17%
Public S/N Clinic - Feline Testing - Cats Tested	1	9	800.00%
Public S/N Clinic - Microchips Implanted	35	55	57.14%
Public S/N Clinic - Surgeries	60	122	103.33%
Public S/N Clinic - Animals Vaccinated	54	106	96.30%
Deworming	2	33	1,550.00%
FeLV	8	39	387.50%
FRCPC	54	104	92.59%
Rabies	47	94	100.00%
Vaccine Clinic - Microchips Implanted	25	13	-48.00%
Vaccine Clinic - Animals Vaccinated	129	90	-30.23%
Deworming	38	43	13.16%
FeLV	36	25	-30.56%
FRCPC	122	78	-36.07%
Rabies	82	54	-34.15%
<b>Others</b>	<b>4</b>	<b>1</b>	<b>-75.00%</b>
Owner Requested Euthanasia	3	1	-66.67%
Vaccine Clinic - Microchips Implanted	1	1	0.00%

# The Animal Foundation Dashboard



All of us for all of them.

**Current Inventory as of 02/14/2019 10:30**

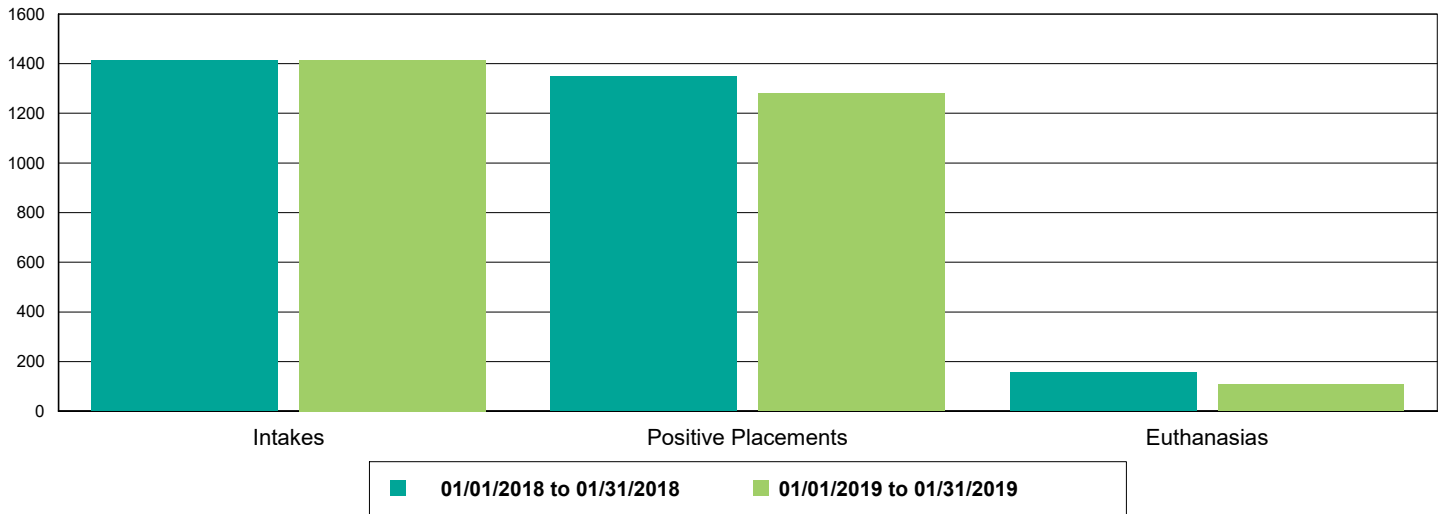
<b>All Jurisdictions</b>	<b>775</b>
<b>Cats</b>	<b>208</b>
BUNGALOWS	33
EAC	3
FOSTER	87
LIED	81
OFFSITE	4
<b>Dogs</b>	<b>488</b>
BUNGALOWS	156
EAC	14
FOSTER	77
LIED	213
OFFSITE	17
WVC	11
<b>Others</b>	<b>79</b>
BUNGALOWS	1
EAC	5
FOSTER	11
LIED	49
OFFSITE	10
TENT	3

# The Animal Foundation Dashboard

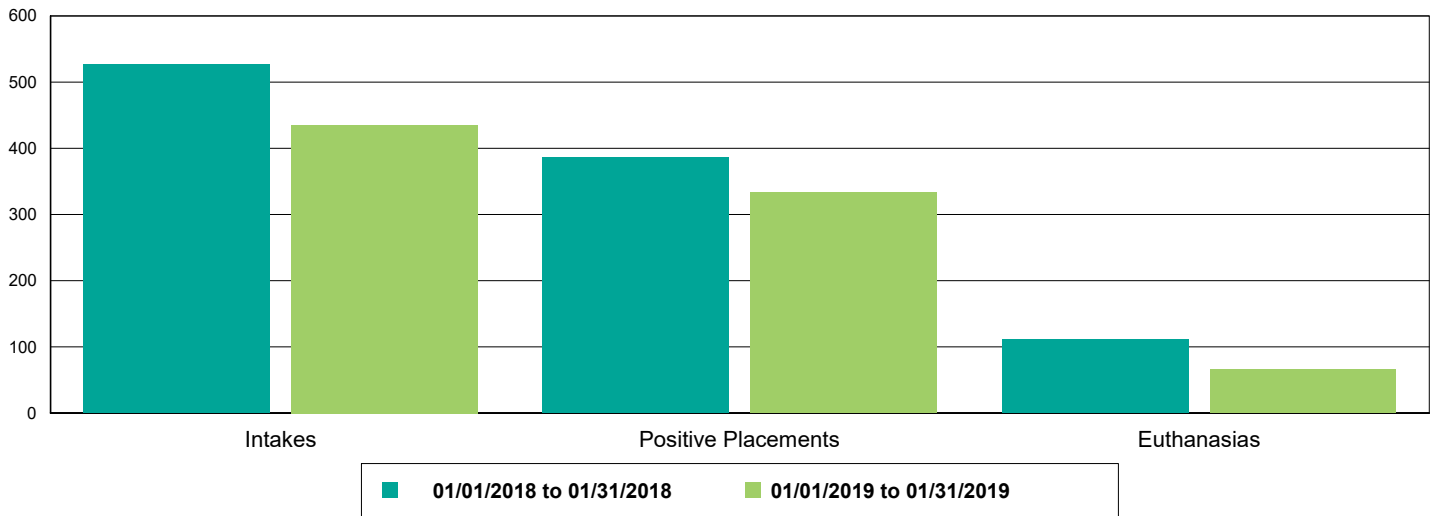


All of us for all of them.

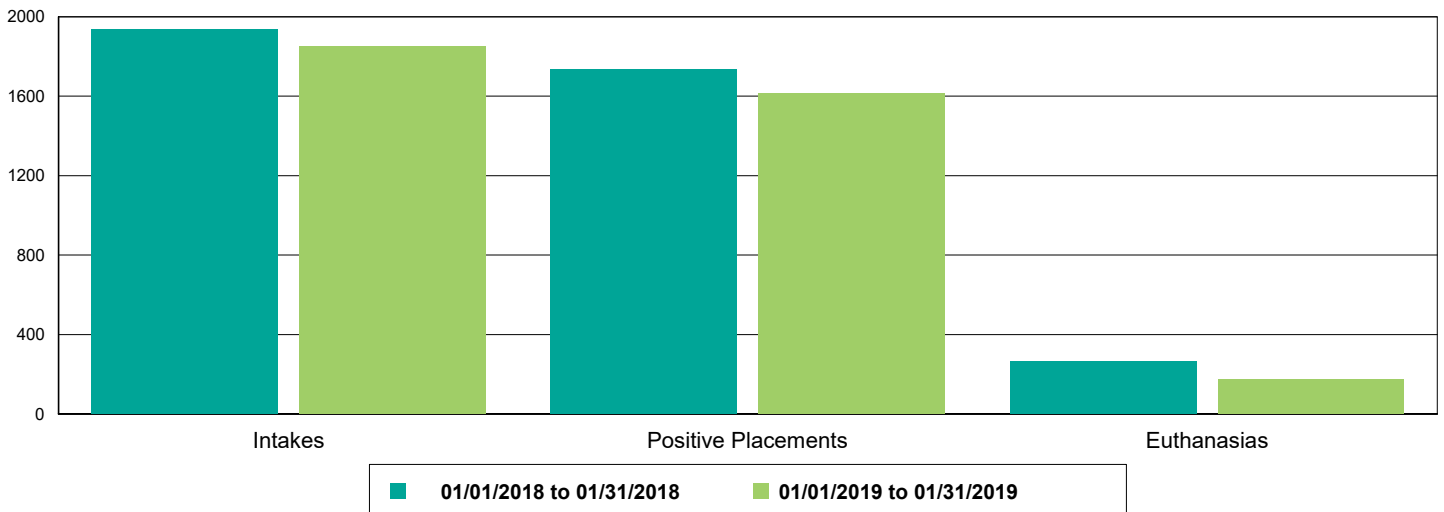
## Dog Intakes, Positive Placements, and Euthanasias



## Cat Intakes, Positive Placements, and Euthanasias



## Dogs And Cats Intakes, Positive Placements, and Euthanasias

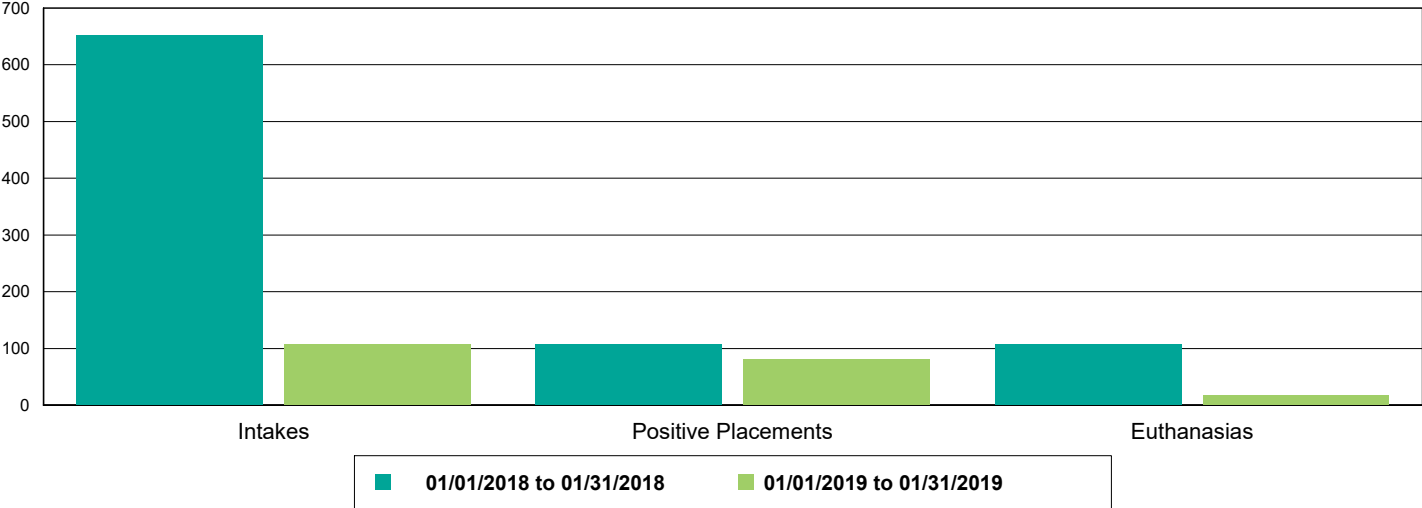


# The Animal Foundation Dashboard



All of us for all of them.

## Other Intakes, Positive Placements, and Euthanasias





# The Animal Foundation Dashboard



All of us for all of them.

## Live Release, Euthanasia, and Adoption Return Rates

01/01/18 to 01/31/18

01/01/19 to 01/31/19

Percent Change

### All Jurisdictions

#### Total

Live Release Rate	83.91%	89.31%	6.44%
Euthanasia Rate	15.04%	9.91%	-34.12%
Adoption Return Rate	6.29%	5.95%	-5.34%

#### Dogs and Cats

Live Release Rate	85.93%	89.72%	4.40%
Euthanasia Rate	13.22%	9.73%	-26.44%
Adoption Return Rate	6.47%	6.11%	-5.58%

#### Young (<= 5 mo)

Live Release Rate	86.26%	92.21%	6.89%
Euthanasia Rate	9.34%	4.55%	-51.34%
Adoption Return Rate	0.85%	2.75%	222.02%

#### Adult (>= 6 mo)

Live Release Rate	85.90%	89.48%	4.17%
Euthanasia Rate	13.61%	10.21%	-24.96%
Adoption Return Rate	7.37%	6.64%	-9.90%

#### Dogs

Live Release Rate	89.16%	91.69%	2.84%
Euthanasia Rate	10.24%	7.81%	-23.78%
Adoption Return Rate	7.69%	6.80%	-11.55%

#### Young (<= 5 mo)

Live Release Rate	88.89%	94.44%	6.25%
Euthanasia Rate	5.56%	2.22%	-60.00%
Adoption Return Rate	2.08%	3.28%	57.38%

#### Adult (>= 6 mo)

Live Release Rate	89.18%	91.50%	2.60%
Euthanasia Rate	10.54%	8.19%	-22.28%
Adoption Return Rate	8.14%	7.18%	-11.78%

#### Cats

Live Release Rate	76.28%	82.88%	8.64%
Euthanasia Rate	22.13%	16.38%	-26.01%
Adoption Return Rate	2.50%	3.53%	41.18%

#### Young (<= 5 mo)

Live Release Rate	83.70%	89.06%	6.41%
Euthanasia Rate	13.04%	7.81%	-40.10%
Adoption Return Rate	0.00%	2.08%	208.33%

#### Adult (>= 6 mo)

Live Release Rate	74.64%	81.71%	9.48%
Euthanasia Rate	24.15%	17.99%	-25.50%
Adoption Return Rate	3.82%	4.10%	7.38%

#### Others

Live Release Rate	47.56%	75.70%	59.18%
Euthanasia Rate	47.56%	15.89%	-66.59%
Adoption Return Rate	2.47%	1.69%	-31.36%

# The Animal Foundation Dashboard



All of us for all of them.

### Young (<= 5 mo)

<b>Live Release Rate</b>	63.64%	66.67%	4.76%
<b>Euthanasia Rate</b>	18.18%	0.00%	-100.00%
<b>Adoption Return Rate</b>	0.00%	0.00%	0.00%

### Adult (>= 6 mo)

<b>Live Release Rate</b>	46.73%	75.96%	62.56%
<b>Euthanasia Rate</b>	49.07%	16.35%	-66.68%
<b>Adoption Return Rate</b>	2.70%	1.75%	-35.09%