

# The Animal Foundation Dashboard



All of us for all of them.

## Intake Totals

	01/01/18 to 01/31/18	01/01/19 to 01/31/19	Percent Change
<b>All Jurisdictions</b>	<b>2,589</b>	<b>1,954</b>	<b>-24.53%</b>
<b>Dogs</b>	<b>1,411</b>	<b>1,412</b>	<b>0.07%</b>
<b>Picked up by Animal Control</b>	766	804	4.96%
<b>Stray Animals</b>	554	535	-3.43%
<b>Owner Surrenders</b>	32	76	137.50%
<b>Confiscations</b>	180	193	7.22%
<b>Dropped off at The Animal Foundation</b>	645	608	-5.74%
<b>Stray Animals</b>	473	462	-2.33%
<b>Owner Surrenders</b>	109	103	-5.50%
<b>Adoption Returns</b>	50	42	-16.00%
<b>Born at TAF</b>	13	1	-92.31%
<b>Cats</b>	<b>526</b>	<b>435</b>	<b>-17.30%</b>
<b>Picked up by Animal Control</b>	241	164	-31.95%
<b>Stray Animals</b>	124	104	-16.13%
<b>Owner Surrenders</b>	5	12	140.00%
<b>Confiscations</b>	112	48	-57.14%
<b>Dropped off at The Animal Foundation</b>	285	271	-4.91%
<b>Stray Animals</b>	214	211	-1.40%
<b>Owner Surrenders</b>	66	53	-19.70%
<b>Adoption Returns</b>	5	6	20.00%
<b>Born at TAF</b>	0	1	100.00%
<b>Others</b>	<b>652</b>	<b>107</b>	<b>-83.59%</b>
<b>Picked up by Animal Control</b>	610	77	-87.38%
<b>Stray Animals</b>	58	52	-10.34%
<b>Owner Surrenders</b>	2	12	500.00%
<b>Confiscations</b>	550	13	-97.64%
<b>Dropped off at The Animal Foundation</b>	42	30	-28.57%
<b>Stray Animals</b>	30	25	-16.67%
<b>Owner Surrenders</b>	5	4	-20.00%
<b>Adoption Returns</b>	2	1	-50.00%
<b>Born at TAF</b>	5	0	-100.00%

# The Animal Foundation Dashboard



All of us for all of them.

## Outcome Totals

	01/01/18 to 01/31/18	01/01/19 to 01/31/19	Percent Change
<b>All Jurisdictions</b>	<b>2,243</b>	<b>1,914</b>	<b>-14.67%</b>
<b>Dogs</b>	<b>1,513</b>	<b>1,398</b>	<b>-7.60%</b>
Adoption	650	634	-2.46%
Died	4	7	75.00%
Euthanasia	155	109	-29.68%
Missing/Escaped	5	0	-100.00%
Returned to Owner	418	409	-2.15%
Transfer	281	239	-14.95%
<b>Cats</b>	<b>505</b>	<b>407</b>	<b>-19.41%</b>
Adoption	200	172	-14.00%
Died	5	3	-40.00%
Euthanasia	112	66	-41.07%
Missing/Escaped	2	2	0.00%
Returned to Owner	37	23	-37.84%
RTF	15	17	13.33%
SNR	78	58	-25.64%
Transfer	56	66	17.86%
<b>Others</b>	<b>225</b>	<b>109</b>	<b>-51.56%</b>
Adoption	81	61	-24.69%
Died	11	9	-18.18%
Euthanasia	107	17	-84.11%
Returned to Owner	3	4	33.33%
RTF	15	1	-93.33%
Transfer	8	17	112.50%

# The Animal Foundation Dashboard



All of us for all of them.

## Foster Statistics

01/01/18 to 01/31/18

01/01/19 to 01/31/19

Percent Change

### All Jurisdictions

#### Total

Animals Sent to Foster	79	170	115.19%
Animal Returned from Foster	81	187	130.86%
Foster Parents	34	125	267.65%
Avg. Time in Foster	37	28	-25.00%

#### Dogs

Animals Sent to Foster	38	128	236.84%
Animal Returned from Foster	38	136	257.89%
Foster Parents	15	99	560.00%
Avg. Time in Foster	35	21	-39.75%

#### Cats

Animals Sent to Foster	30	42	40.00%
Animal Returned from Foster	42	48	14.29%
Foster Parents	15	27	80.00%
Avg. Time in Foster	41	48	18.28%

#### Others

Animals Sent to Foster	11	0	-100.00%
Animal Returned from Foster	1	3	200.00%
Foster Parents	5	0	-100.00%
Avg. Time in Foster	9	35	304.60%

# The Animal Foundation Dashboard



All of us for all of them.

## Shelter Surgery Totals

	1/1/2018 to 1/31/2018	1/1/2019 to 1/31/2019	Percent Change
<b>All Jurisdictions</b>	<b>1,674</b>	<b>1,437</b>	<b>-14.16%</b>
<b>Dogs</b>	<b>622</b>	<b>720</b>	<b>15.76%</b>
Spay/Neuter	612	711	16.18%
Adoption	345	430	24.64%
Transfer to Partner	145	80	-44.83%
Returned to Owner	117	134	14.53%
Foster	1	58	5700.00%
Other Outcomes	4	9	125.00%
Other Surgery	10	9	-10.00%
Adoption	5	3	-40.00%
Transfer to Partner	2	1	-50.00%
Returned to Owner	3	2	-33.33%
Foster	0	3	300.00%
<b>Cats</b>	<b>1,034</b>	<b>701</b>	<b>-32.21%</b>
Spay/Neuter	562	393	-30.07%
Adoption	109	101	-7.34%
Transfer to Partner	13	12	-7.69%
Returned to Owner	4	3	-25.00%
SNR	81	55	-32.10%
TNR	340	200	-41.18%
Foster	10	22	120.00%
Other Outcomes	5	0	-100.00%
Other Surgery	472	308	-34.75%
Adoption	13	19	46.15%
Transfer to Partner	7	7	0.00%
Returned to Owner	1	3	200.00%
SNR	81	56	-30.86%
TNR	356	206	-42.13%
RTF	8	11	37.50%
Foster	1	3	200.00%
Other Outcomes	5	3	-40.00%
<b>Others</b>	<b>18</b>	<b>16</b>	<b>-11.11%</b>
Spay/Neuter	18	16	-11.11%
Adoption	17	16	-5.88%
Transfer to Partner	1	0	-100.00%

# The Animal Foundation Dashboard



All of us for all of them.

## Public Services

	01/01/18 to 01/31/18	01/01/19 to 01/31/19	Percent Change
<b>Dogs</b>	<b>1,527</b>	<b>1,468</b>	<b>-3.86%</b>
Owner Requested Euthanasia	145	154	6.21%
Public S/N Clinic - Microchips Implanted	77	80	3.90%
Public S/N Clinic - Surgeries	198	202	2.02%
Public S/N Clinic - Animals Vaccinated	137	130	-5.11%
Bordetella	125	104	-16.80%
DAPPv	125	114	-8.80%
Deworming	8	30	275.00%
Rabies	109	95	-12.84%
Vaccine Clinic - Microchips Implanted	119	107	-10.08%
Vaccine Clinic - Animals Vaccinated	1,175	1,107	-5.79%
Bordetella	893	654	-26.76%
DAPPv	1,104	1,072	-2.90%
Deworming	602	625	3.82%
K9 H3N2	0	96	9,600.00%
Rabies	600	543	-9.50%
<b>Cats</b>	<b>259</b>	<b>269</b>	<b>3.86%</b>
Owner Requested Euthanasia	58	55	-5.17%
Public S/N Clinic - Feline Testing - Cats Tested	1	9	800.00%
Public S/N Clinic - Microchips Implanted	35	56	60.00%
Public S/N Clinic - Surgeries	60	122	103.33%
Public S/N Clinic - Animals Vaccinated	54	107	98.15%
Deworming	2	33	1,550.00%
FeLV	8	39	387.50%
FRCPC	54	104	92.59%
Rabies	47	95	102.13%
Vaccine Clinic - Microchips Implanted	26	14	-46.15%
Vaccine Clinic - Animals Vaccinated	130	91	-30.00%
Deworming	38	45	18.42%
FeLV	36	25	-30.56%
FRCPC	122	78	-36.07%
K9 H3N2	0	1	100.00%
Rabies	85	57	-32.94%
<b>Others</b>	<b>4</b>	<b>1</b>	<b>-75.00%</b>
Owner Requested Euthanasia	3	1	-66.67%
Vaccine Clinic - Microchips Implanted	1	1	0.00%

# The Animal Foundation Dashboard



All of us for all of them.

Current Inventory as of 09/17/2019 14:48

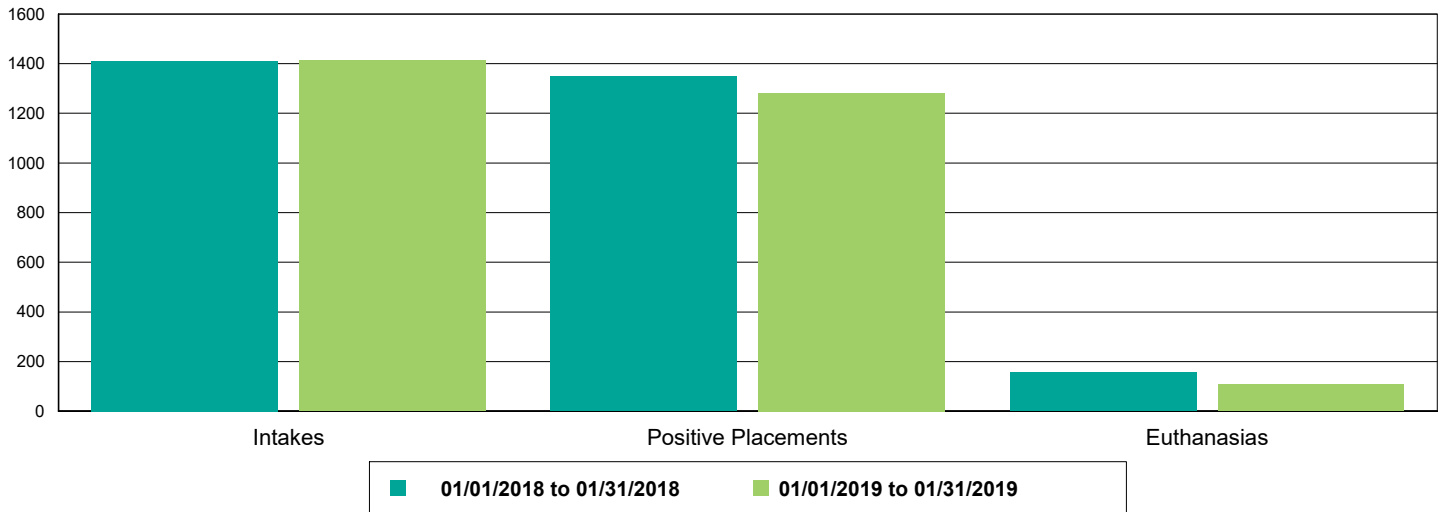
<b>All Jurisdictions</b>	<b>1,246</b>
<b>Cats</b>	<b>585</b>
BUNGALOWS	19
EAC	7
FOSTER	352
LIED	202
OFFSITE	5
<b>Dogs</b>	<b>497</b>
BUNGALOWS	140
EAC	22
FOSTER	120
LIED	181
OFFSITE	16
WVC	18
<b>Others</b>	<b>164</b>
BUNGALOWS	9
FOSTER	15
LIED	131
OFFSITE	8
TENT	1

# The Animal Foundation Dashboard

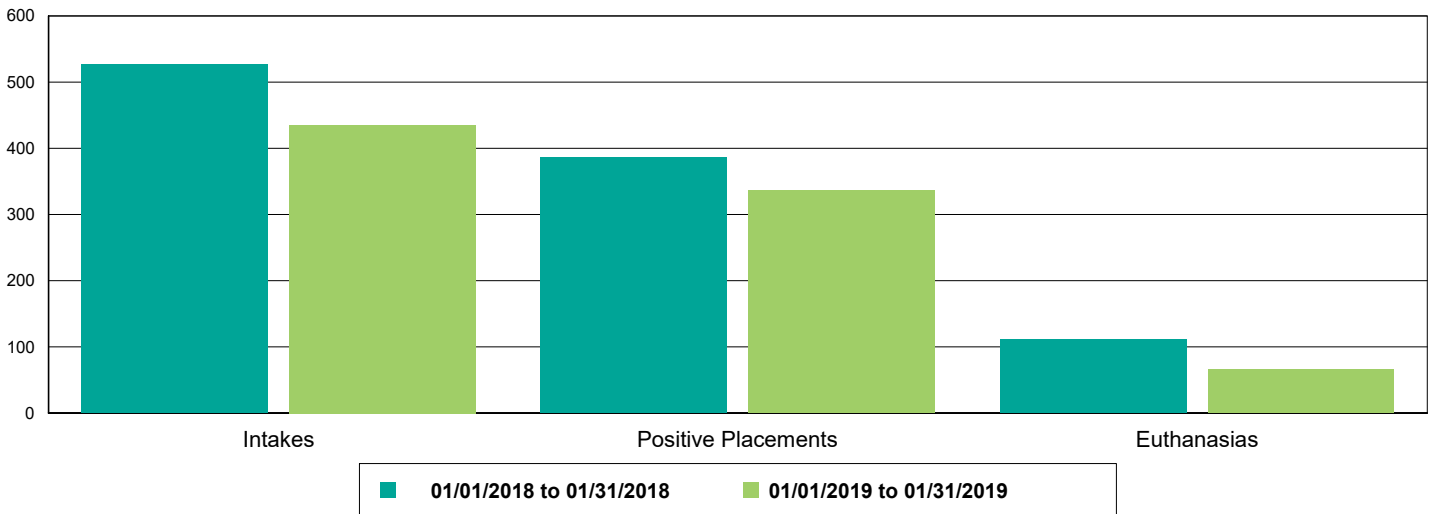


All of us for all of them.

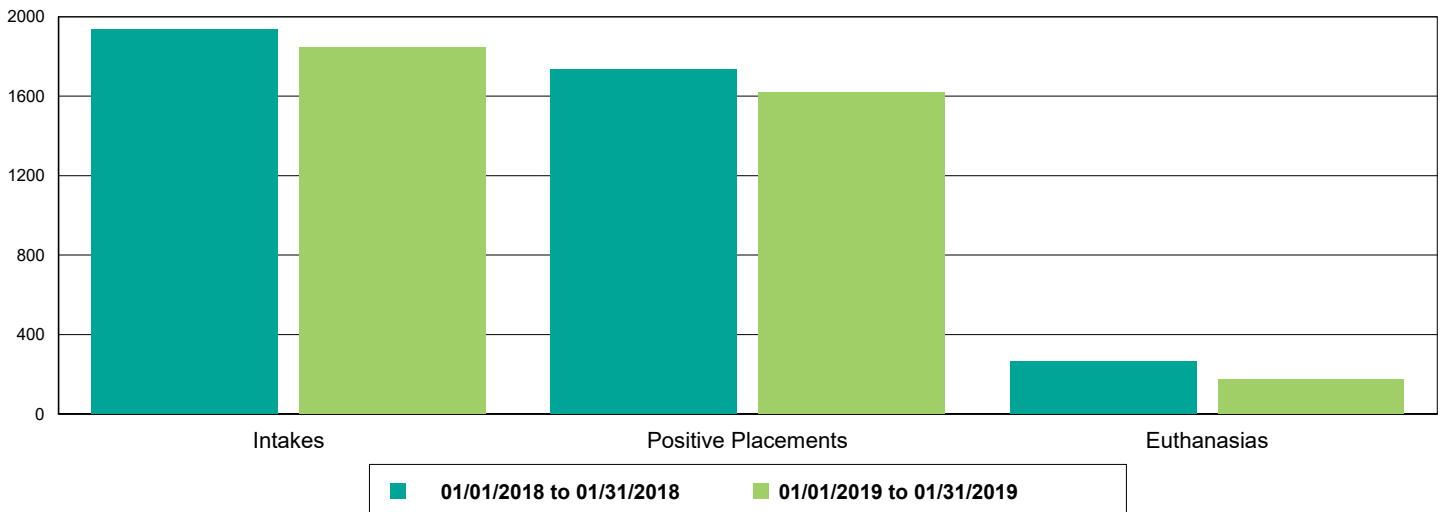
## Dog Intakes, Positive Placements, and Euthanasias



## Cat Intakes, Positive Placements, and Euthanasias



## Dogs And Cats Intakes, Positive Placements, and Euthanasias

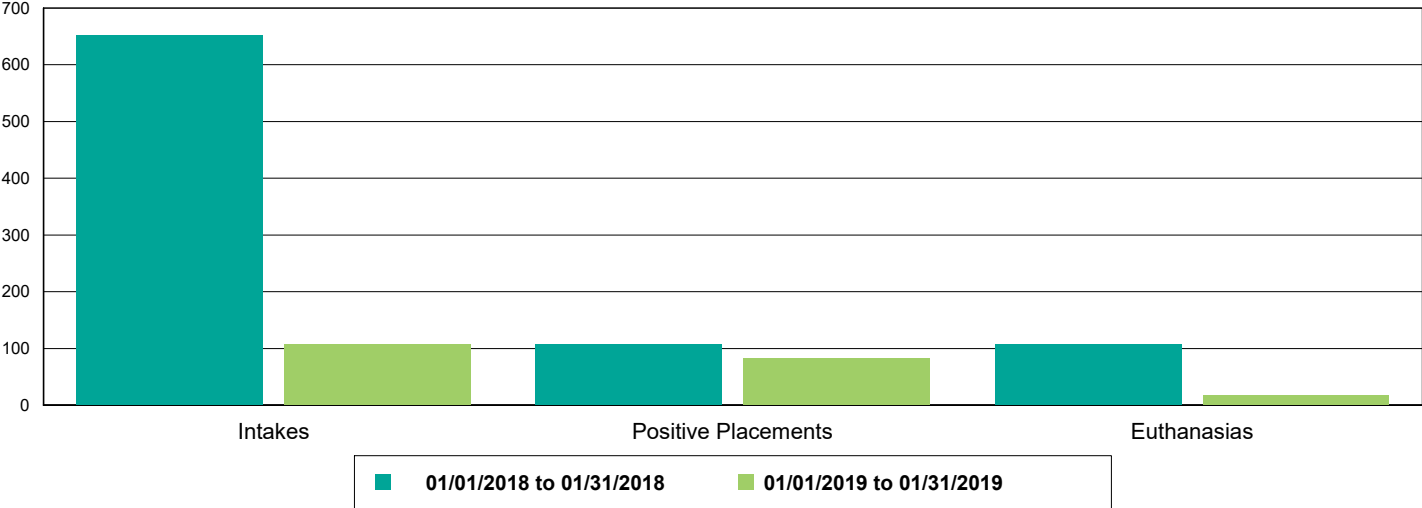


# The Animal Foundation Dashboard



All of us for all of them.

## Other Intakes, Positive Placements, and Euthanasias





# The Animal Foundation Dashboard



All of us for all of them.

## Live Release, Euthanasia, and Adoption Return Rates

01/01/18 to 01/31/18

01/01/19 to 01/31/19

Percent Change

### All Jurisdictions

#### Total

Live Release Rate	83.95%	89.24%	6.31%
Euthanasia Rate	15.04%	9.87%	-34.40%
Adoption Return Rate	6.29%	5.80%	-7.80%

#### Dogs and Cats

Live Release Rate	85.98%	89.64%	4.26%
Euthanasia Rate	13.23%	9.70%	-26.72%
Adoption Return Rate	6.47%	5.96%	-7.96%

#### Young (<= 5 mo)

Live Release Rate	86.74%	91.03%	4.94%
Euthanasia Rate	9.39%	4.49%	-52.22%
Adoption Return Rate	0.85%	2.75%	222.02%

#### Adult (>= 6 mo)

Live Release Rate	85.90%	89.51%	4.20%
Euthanasia Rate	13.61%	10.19%	-25.14%
Adoption Return Rate	7.37%	6.46%	-12.36%

#### Dogs

Live Release Rate	89.16%	91.70%	2.85%
Euthanasia Rate	10.24%	7.80%	-23.89%
Adoption Return Rate	7.69%	6.62%	-13.88%

#### Young (<= 5 mo)

Live Release Rate	88.89%	94.44%	6.25%
Euthanasia Rate	5.56%	2.22%	-60.00%
Adoption Return Rate	2.08%	3.28%	57.38%

#### Adult (>= 6 mo)

Live Release Rate	89.18%	91.51%	2.62%
Euthanasia Rate	10.54%	8.18%	-22.40%
Adoption Return Rate	8.14%	6.98%	-14.24%

#### Cats

Live Release Rate	76.44%	82.56%	8.01%
Euthanasia Rate	22.18%	16.22%	-26.88%
Adoption Return Rate	2.50%	3.49%	39.53%

#### Young (<= 5 mo)

Live Release Rate	84.62%	86.36%	2.07%
Euthanasia Rate	13.19%	7.58%	-42.55%
Adoption Return Rate	0.00%	2.08%	208.33%

#### Adult (>= 6 mo)

Live Release Rate	74.64%	81.82%	9.62%
Euthanasia Rate	24.15%	17.89%	-25.94%
Adoption Return Rate	3.82%	4.03%	5.65%

#### Others

Live Release Rate	47.56%	76.15%	60.12%
Euthanasia Rate	47.56%	15.60%	-67.20%
Adoption Return Rate	2.47%	1.64%	-33.61%

# The Animal Foundation Dashboard



All of us for all of them.

### Young (<= 5 mo)

<b>Live Release Rate</b>	63.64%	66.67%	4.76%
<b>Euthanasia Rate</b>	18.18%	0.00%	-100.00%
<b>Adoption Return Rate</b>	0.00%	0.00%	0.00%

### Adult (>= 6 mo)

<b>Live Release Rate</b>	46.73%	76.42%	63.53%
<b>Euthanasia Rate</b>	49.07%	16.04%	-67.31%
<b>Adoption Return Rate</b>	2.70%	1.69%	-37.29%