

The Animal Foundation Dashboard



All of us for all of them.

Intake Totals

	09/01/20 to 09/30/20	09/01/21 to 09/30/21	Percent Change
All Jurisdictions	1,548	1,921	24.10%
Dogs	804	1,057	31.47%
Picked up by Animal Control	471	657	39.49%
Stray Animals	297	445	49.83%
Owner Surrenders	18	42	133.33%
Confiscations	156	170	8.97%
Dropped off at The Animal Foundation	333	400	20.12%
Stray Animals	254	345	35.83%
Owner Surrenders	45	44	-2.22%
Adoption Returns	34	11	-67.65%
Cats	566	656	15.90%
Picked up by Animal Control	217	308	41.94%
Stray Animals	160	195	21.88%
Owner Surrenders	29	22	-24.14%
Confiscations	28	85	203.57%
Born at TAF	0	6	600.00%
Dropped off at The Animal Foundation	349	348	-0.29%
Stray Animals	303	318	4.95%
Owner Surrenders	34	14	-58.82%
Adoption Returns	12	4	-66.67%
Born at TAF	0	12	1,200.00%
Others	178	208	16.85%
Picked up by Animal Control	125	130	4.00%
Stray Animals	50	95	90.00%
Owner Surrenders	43	4	-90.70%
Confiscations	32	31	-3.13%
Dropped off at The Animal Foundation	53	78	47.17%
Stray Animals	22	49	122.73%
Owner Surrenders	17	15	-11.76%
Adoption Returns	4	2	-50.00%
Born at TAF	10	12	20.00%

The Animal Foundation Dashboard



All of us for all of them.

Outcome Totals

	09/01/20 to 09/30/20	09/01/21 to 09/30/21	Percent Change
All Jurisdictions	1,591	1,479	-7.04%
Dogs	799	912	14.14%
Adoption	361	285	-21.05%
Died	3	3	0.00%
Euthanasia	69	101	46.38%
Missing/Escaped	0	7	700.00%
Returned to Owner	277	374	35.02%
Transfer	89	142	59.55%
Cats	611	417	-31.75%
Adoption	368	172	-53.26%
Died	6	31	416.67%
Euthanasia	63	83	31.75%
Missing/Escaped	0	1	100.00%
Returned to Owner	27	24	-11.11%
RTF	15	13	-13.33%
SNR	75	72	-4.00%
Transfer	57	21	-63.16%
Others	181	150	-17.13%
Adoption	84	77	-8.33%
Died	6	14	133.33%
Euthanasia	36	33	-8.33%
Missing/Escaped	0	2	200.00%
Returned to Owner	17	9	-47.06%
RTF	1	0	-100.00%
Transfer	37	15	-59.46%

The Animal Foundation Dashboard



All of us for all of them.

Foster Statistics

09/01/20 to 09/30/20 09/01/21 to 09/30/21 Percent Change

All Jurisdictions

Total

Animals Sent to Foster	199	225	13.07%
Animal Returned from Foster	241	141	-41.49%
Foster Parents	85	117	37.65%
Avg. Time in Foster	38	37	-2.97%

Dogs

Animals Sent to Foster	33	49	48.48%
Animal Returned from Foster	38	53	39.47%
Foster Parents	22	41	86.36%
Avg. Time in Foster	30	27	-8.01%

Cats

Animals Sent to Foster	159	168	5.66%
Animal Returned from Foster	200	82	-59.00%
Foster Parents	63	74	17.46%
Avg. Time in Foster	40	45	12.85%

Others

Animals Sent to Foster	7	8	14.29%
Animal Returned from Foster	3	6	100.00%
Foster Parents	2	3	50.00%
Avg. Time in Foster	55	19	-66.03%

Foster to Adopt Statistics

09/01/20 to 09/30/20 09/01/21 to 09/30/21 Percent Change

All Jurisdictions

Total

Animals Sent to Foster to Adopt	77	476	518.18%
Animal Returned from Foster to Adopt	51	195	282.35%
Foster to Adopt Parents	73	449	515.07%
Avg. Time in Foster to Adopt	15	42	182.10%

Dogs

Animals Sent to Foster to Adopt	41	313	663.41%
Animal Returned from Foster to Adopt	26	138	430.77%
Foster to Adopt Parents	40	299	647.50%
Avg. Time in Foster to Adopt	12	42	260.07%

Cats

Animals Sent to Foster to Adopt	35	150	328.57%
Animal Returned from Foster to Adopt	25	54	116.00%
Foster to Adopt Parents	32	139	334.38%
Avg. Time in Foster to Adopt	18	44	137.34%

Others

Animals Sent to Foster to Adopt	1	13	1,200.00%
Animal Returned from Foster to Adopt	0	3	300.00%
Foster to Adopt Parents	1	13	1,200.00%
Avg. Time in Foster to Adopt	0	30	3,047.22%

The Animal Foundation Dashboard



All of us for all of them.

Shelter Surgery Totals

	9/1/2020 to 9/30/2020	9/1/2021 to 9/30/2021	Percent Change
All Jurisdictions	1,166	308	-73.58%
Dogs	415	210	-49.40%
Spay/Neuter	402	208	-48.26%
Adoption	217	56	-74.19%
Transfer to Partner	21	31	47.62%
Returned to Owner	130	100	-23.08%
Foster	33	18	-45.45%
Other Outcomes	1	3	200.00%
Other Surgery	13	2	-84.62%
Adoption	2	0	-100.00%
Transfer to Partner	2	0	-100.00%
Returned to Owner	5	1	-80.00%
Foster	4	0	-100.00%
Other Outcomes	0	1	100.00%
Cats	724	88	-87.85%
Spay/Neuter	716	88	-87.71%
Adoption	293	28	-90.44%
Transfer to Partner	17	2	-88.24%
Returned to Owner	36	2	-94.44%
SNR	72	21	-70.83%
TNR	274	0	-100.00%
Foster	22	21	-4.55%
Other Outcomes	2	14	600.00%
Other Surgery	8	0	-100.00%
Adoption	1	0	-100.00%
Transfer to Partner	1	0	-100.00%
Returned to Owner	1	0	-100.00%
SNR	1	0	-100.00%
RTF	1	0	-100.00%
Foster	3	0	-100.00%
Others	27	10	-62.96%
Spay/Neuter	27	10	-62.96%
Adoption	24	6	-75.00%
Transfer to Partner	2	0	-100.00%
Returned to Owner	1	0	-100.00%
Foster	0	1	100.00%
Other Outcomes	0	3	300.00%

The Animal Foundation Dashboard



All of us for all of them.

Public Services

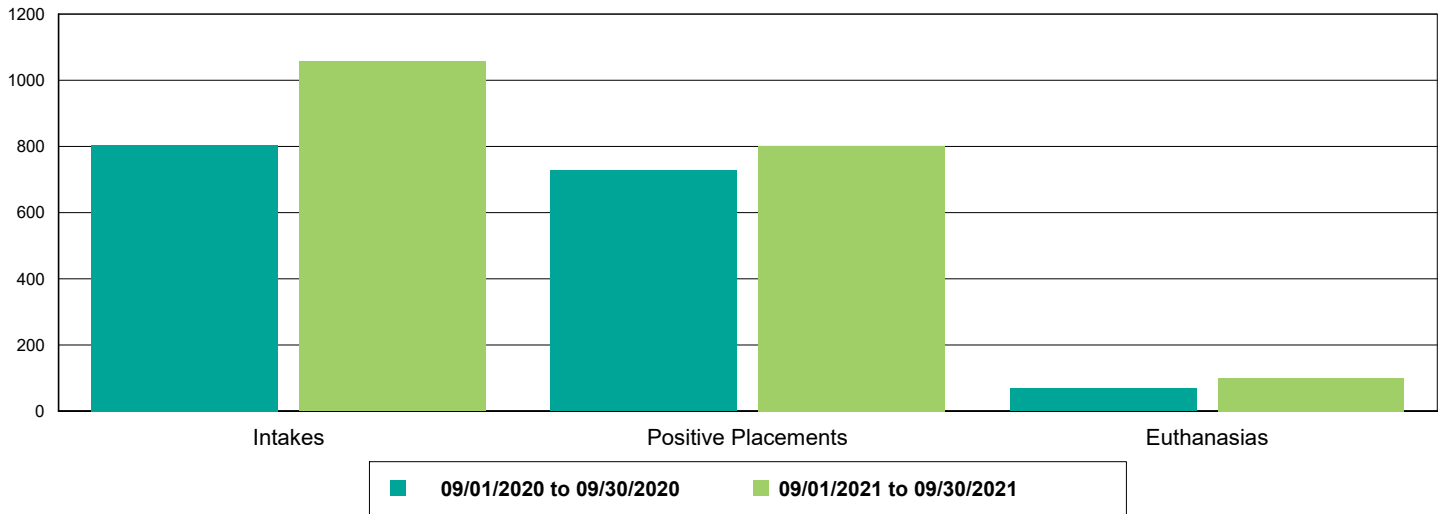
	09/01/20 to 09/30/20	09/01/21 to 09/30/21	Percent Change
Dogs	800	324	-59.50%
Owner Requested Euthanasia	192	103	-46.35%
Vaccine Clinic - Microchips Implanted	66	13	-80.30%
Vaccine Clinic - Animals Vaccinated	599	220	-63.27%
Bordetella	273	119	-56.41%
DAPPv	562	180	-67.97%
Deworming	294	87	-70.41%
K9 FLU BIVALENT	3	1	-66.67%
Rabies	379	133	-64.91%
Cats	231	86	-62.77%
Owner Requested Euthanasia	47	40	-14.89%
Vaccine Clinic - Microchips Implanted	9	1	-88.89%
Vaccine Clinic - Animals Tested	5	4	-20.00%
FELV/FIV	5	4	-20.00%
Vaccine Clinic - Animals Vaccinated	182	42	-76.92%
Deworming	126	20	-84.13%
FeLV	13	6	-53.85%
FRCPC	182	40	-78.02%
Rabies	122	25	-79.51%
Others	3	5	66.67%
Owner Requested Euthanasia	3	5	66.67%

The Animal Foundation Dashboard

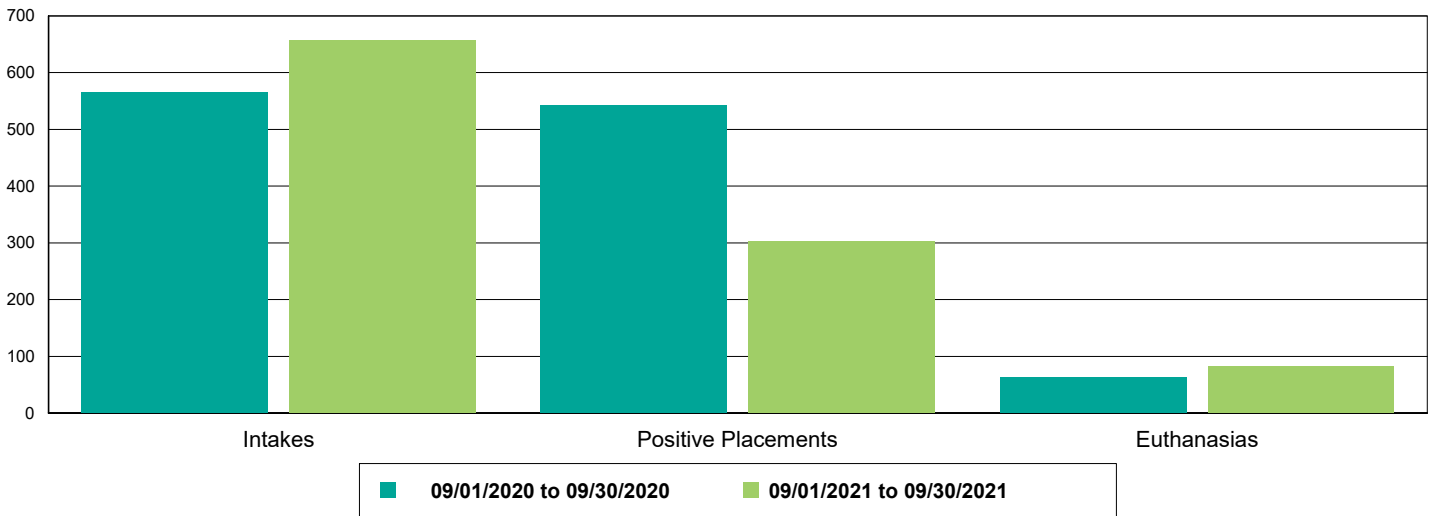


All of us for all of them.

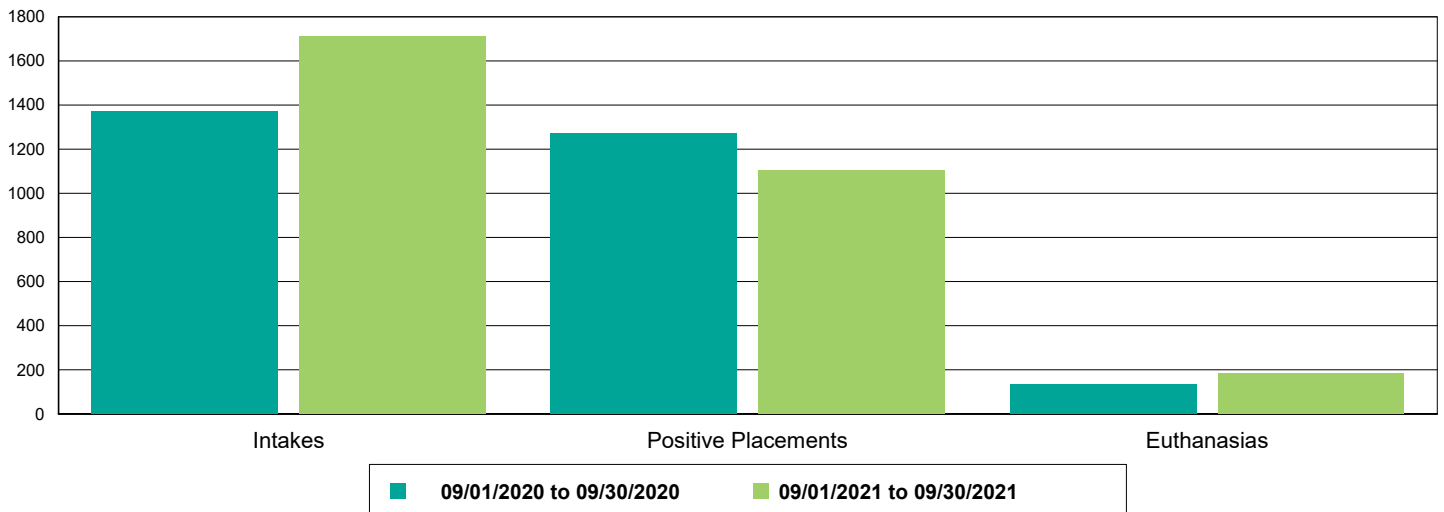
Dog Intakes, Positive Placements, and Euthanasias



Cat Intakes, Positive Placements, and Euthanasias



Dogs And Cats Intakes, Positive Placements, and Euthanasias

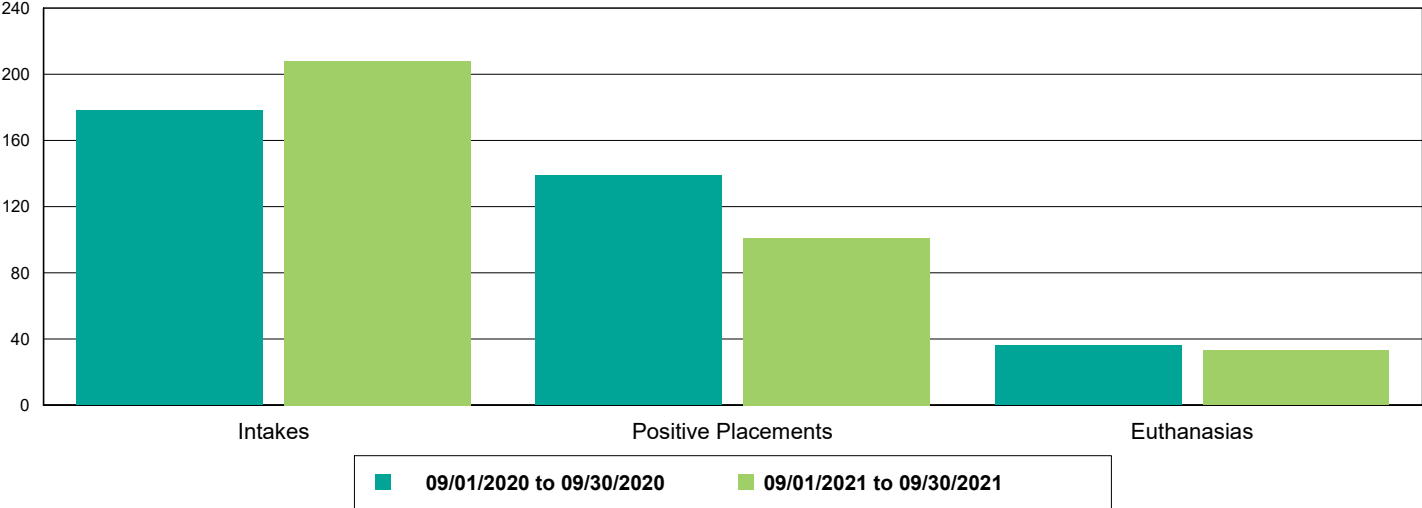


The Animal Foundation Dashboard



All of us for all of them.

Other Intakes, Positive Placements, and Euthanasias



The Animal Foundation Dashboard



All of us for all of them.

Live Release, Euthanasia, and Adoption Return Rates

09/01/20 to 09/30/20

09/01/21 to 09/30/21

Percent Change

All Jurisdictions

Total

Live Release Rate	88.50%	81.41%	-8.01%
Euthanasia Rate	10.56%	14.67%	38.95%
Adoption Return Rate	6.15%	3.18%	-48.24%

Dogs and Cats

Live Release Rate	90.00%	82.99%	-7.78%
Euthanasia Rate	9.36%	13.84%	47.89%
Adoption Return Rate	6.31%	3.28%	-47.98%

Young (<= 5 mo)

Live Release Rate	96.31%	67.57%	-29.84%
Euthanasia Rate	2.37%	19.82%	734.63%
Adoption Return Rate	1.24%	0.00%	-100.00%

Adult (>= 6 mo)

Live Release Rate	87.68%	86.09%	-1.82%
Euthanasia Rate	11.93%	12.65%	6.01%
Adoption Return Rate	10.32%	3.94%	-61.85%

Dogs

Live Release Rate	90.99%	87.83%	-3.47%
Euthanasia Rate	8.64%	11.07%	28.24%
Adoption Return Rate	9.42%	3.86%	-59.02%

Young (<= 5 mo)

Live Release Rate	95.83%	94.59%	-1.29%
Euthanasia Rate	2.08%	2.70%	29.73%
Adoption Return Rate	0.00%	0.00%	0.00%

Adult (>= 6 mo)

Live Release Rate	90.68%	87.23%	-3.80%
Euthanasia Rate	9.05%	11.81%	30.47%
Adoption Return Rate	10.43%	4.15%	-60.20%

Cats

Live Release Rate	88.71%	72.42%	-18.36%
Euthanasia Rate	10.31%	19.90%	93.04%
Adoption Return Rate	3.26%	2.33%	-28.68%

Young (<= 5 mo)

Live Release Rate	96.37%	54.05%	-43.91%
Euthanasia Rate	2.42%	28.38%	1,074.16%
Adoption Return Rate	1.39%	0.00%	-100.00%

Adult (>= 6 mo)

Live Release Rate	79.64%	82.53%	3.62%
Euthanasia Rate	19.64%	15.24%	-22.41%
Adoption Return Rate	9.88%	3.45%	-65.09%

Others

Live Release Rate	76.80%	67.33%	-12.32%
Euthanasia Rate	19.89%	22.00%	10.61%
Adoption Return Rate	4.76%	2.60%	-45.45%

The Animal Foundation Dashboard



All of us for all of them.

Young (<= 5 mo)

Live Release Rate	45.45%	100.00%	120.00%
Euthanasia Rate	9.09%	0.00%	-100.00%
Adoption Return Rate	0.00%	0.00%	0.00%

Adult (>= 6 mo)

Live Release Rate	78.82%	66.21%	-16.01%
Euthanasia Rate	20.59%	22.76%	10.54%
Adoption Return Rate	5.00%	2.78%	-44.44%