

The Animal Foundation Dashboard



All of us for all of them.

Intake Totals

	05/01/22 to 05/31/22	05/01/23 to 05/31/23	Percent Change
All Jurisdictions	2,535	2,114	-16.61%
Dogs	1,289	1,155	-10.40%
Picked up by Animal Control	767	963	25.55%
Stray Animals	510	592	16.08%
Owner Surrenders	44	95	115.91%
Confiscations	213	276	29.58%
Dropped off at The Animal Foundation	522	192	-63.22%
Stray Animals	376	95	-74.73%
Owner Surrenders	79	70	-11.39%
Adoption Returns	55	20	-63.64%
Born at TAF	12	7	-41.67%
Cats	990	663	-33.03%
Picked up by Animal Control	363	451	24.24%
Stray Animals	264	284	7.58%
Owner Surrenders	9	73	711.11%
Confiscations	90	94	4.44%
Dropped off at The Animal Foundation	627	212	-66.19%
Stray Animals	570	189	-66.84%
Owner Surrenders	46	21	-54.35%
Adoption Returns	8	2	-75.00%
Born at TAF	3	0	-100.00%
Others	256	296	15.63%
Picked up by Animal Control	151	221	46.36%
Stray Animals	97	93	-4.12%
Owner Surrenders	0	40	4,000.00%
Confiscations	54	88	62.96%
Dropped off at The Animal Foundation	105	75	-28.57%
Stray Animals	63	33	-47.62%
Owner Surrenders	23	36	56.52%
Adoption Returns	6	0	-100.00%
Born at TAF	13	6	-53.85%

The Animal Foundation Dashboard



All of us for all of them.

Outcome Totals

	05/01/22 to 05/31/22	05/01/23 to 05/31/23	Percent Change
All Jurisdictions	2,428	1,992	-17.96%
Dogs	1,340	1,093	-18.43%
Adoption	610	357	-41.48%
Died	3	1	-66.67%
Euthanasia	139	240	72.66%
Missing/Escaped	5	1	-80.00%
Returned to Owner	389	309	-20.57%
Transfer	194	185	-4.64%
Cats	868	560	-35.48%
Adoption	395	266	-32.66%
Died	31	19	-38.71%
Euthanasia	158	129	-18.35%
Missing/Escaped	2	0	-100.00%
Returned to Owner	29	21	-27.59%
RTF	30	14	-53.33%
SNR	135	52	-61.48%
Transfer	88	59	-32.95%
Others	220	339	54.09%
Adoption	98	81	-17.35%
Died	7	4	-42.86%
Euthanasia	69	143	107.25%
Missing/Escaped	1	1	0.00%
Returned to Owner	8	56	600.00%
RTF	6	10	66.67%
Transfer	31	44	41.94%

The Animal Foundation Dashboard



All of us for all of them.

Foster Statistics

05/01/22 to 05/31/22 05/01/23 to 05/31/23 Percent Change

All Jurisdictions

Total

Animals Sent to Foster	323	330	2.17%
Animal Returned from Foster	296	255	-13.85%
Foster Parents	141	164	16.31%
Avg. Time in Foster	59	46	-22.77%

Dogs

Animals Sent to Foster	47	112	138.30%
Animal Returned from Foster	81	67	-17.28%
Foster Parents	41	89	117.07%
Avg. Time in Foster	39	19	-50.28%

Cats

Animals Sent to Foster	275	209	-24.00%
Animal Returned from Foster	207	185	-10.63%
Foster Parents	101	76	-24.75%
Avg. Time in Foster	67	56	-17.18%

Others

Animals Sent to Foster	1	9	800.00%
Animal Returned from Foster	8	3	-62.50%
Foster Parents	1	4	300.00%
Avg. Time in Foster	49	4	-91.27%

Foster to Adopt Statistics

05/01/22 to 05/31/22 05/01/23 to 05/31/23 Percent Change

All Jurisdictions

Total

Animals Sent to Foster to Adopt	58	23	-60.34%
Animal Returned from Foster to Adopt	169	53	-68.64%
Foster to Adopt Parents	54	23	-57.41%
Avg. Time in Foster to Adopt	173	390	126.07%

Dogs

Animals Sent to Foster to Adopt	11	9	-18.18%
Animal Returned from Foster to Adopt	112	29	-74.11%
Foster to Adopt Parents	11	9	-18.18%
Avg. Time in Foster to Adopt	174	457	163.57%

Cats

Animals Sent to Foster to Adopt	40	14	-65.00%
Animal Returned from Foster to Adopt	55	23	-58.18%
Foster to Adopt Parents	37	14	-62.16%
Avg. Time in Foster to Adopt	174	303	74.20%

The Animal Foundation Dashboard



All of us for all of them.

Others

Animals Sent to Foster to Adopt	7	0	-100.00%
Animal Returned from Foster to Adopt	2	1	-50.00%
Foster to Adopt Parents	6	0	-100.00%
Avg. Time in Foster to Adopt	79	442	456.34%

Shelter Surgery Totals

	5/1/2022 to 5/31/2022	5/1/2023 to 5/31/2023	Percent Change
All Jurisdictions	896	842	-6.03%
Dogs	555	479	-13.69%
Spay/Neuter	555	477	-14.05%
Adoption	317	254	-19.87%
Transfer to Partner	33	50	51.52%
Returned to Owner	176	135	-23.30%
Foster	17	27	58.82%
Other Outcomes	12	11	-8.33%
Other Surgery	0	2	200.00%
Returned to Owner	0	1	100.00%
Foster	0	1	100.00%
Cats	333	341	2.40%
Spay/Neuter	333	341	2.40%
Adoption	243	228	-6.17%
Transfer to Partner	3	15	400.00%
Returned to Owner	6	6	0.00%
SNR	57	48	-15.79%
Foster	15	41	173.33%
Other Outcomes	9	3	-66.67%
Others	8	22	175.00%
Spay/Neuter	8	22	175.00%
Adoption	8	10	25.00%
Transfer to Partner	0	2	200.00%
Returned to Owner	0	10	1000.00%

The Animal Foundation Dashboard



All of us for all of them.

Public Services

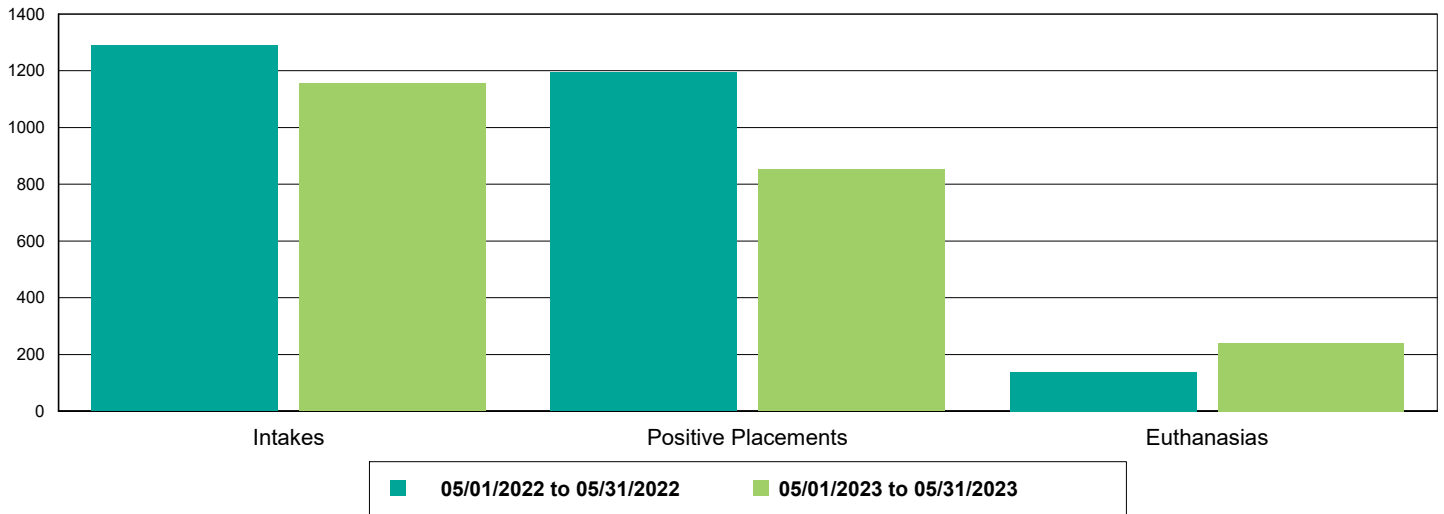
	05/01/22 to 05/31/22	05/01/23 to 05/31/23	Percent Change
Dogs	112	131	16.96%
Owner Requested Euthanasia	106	62	-41.51%
Vaccine Clinic - Microchips Implanted	1	0	-100.00%
Vaccine Clinic - Animals Vaccinated	6	69	1,050.00%
Bordetella	6	37	516.67%
DAPPv	5	62	1,140.00%
DEWORM	0	40	4,000.00%
Deworming	5	0	-100.00%
MICROCHIP	0	8	800.00%
Rabies	5	50	900.00%
Cats	43	26	-39.53%
Owner Requested Euthanasia	43	17	-60.47%
Vaccine Clinic - Animals Vaccinated	0	9	900.00%
DEWORM	0	5	500.00%
FRPCP	0	9	900.00%
Rabies	0	5	500.00%
Others	1	1	0.00%
Owner Requested Euthanasia	0	2	200.00%

The Animal Foundation Dashboard



All of us for all of them.

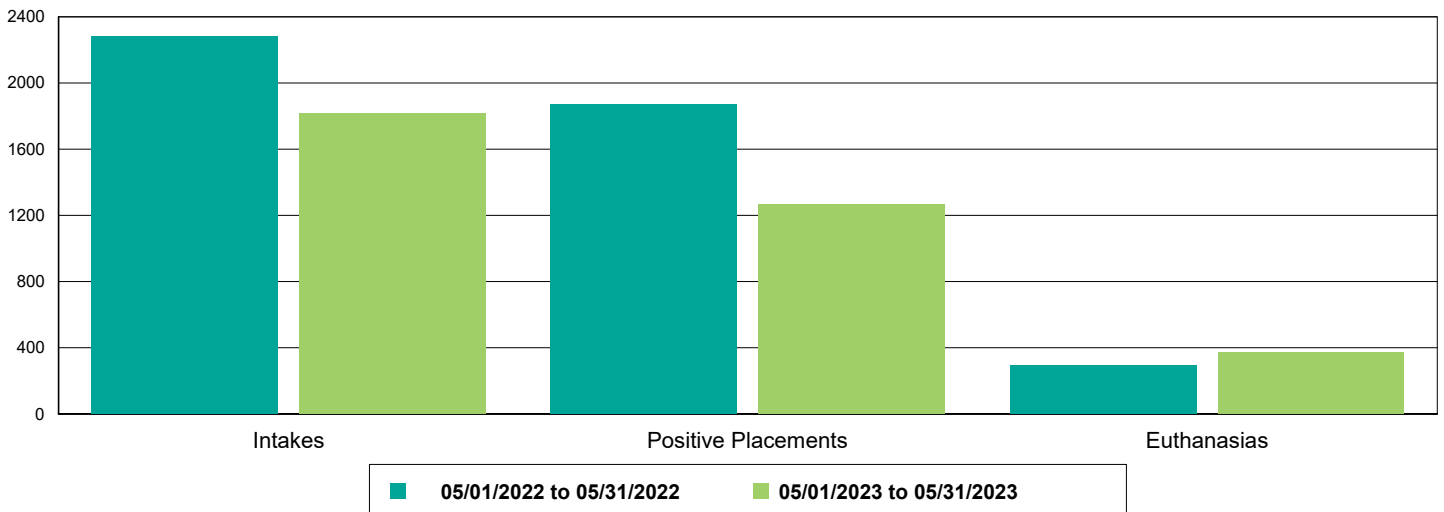
Dog Intakes, Positive Placements, and Euthanasias



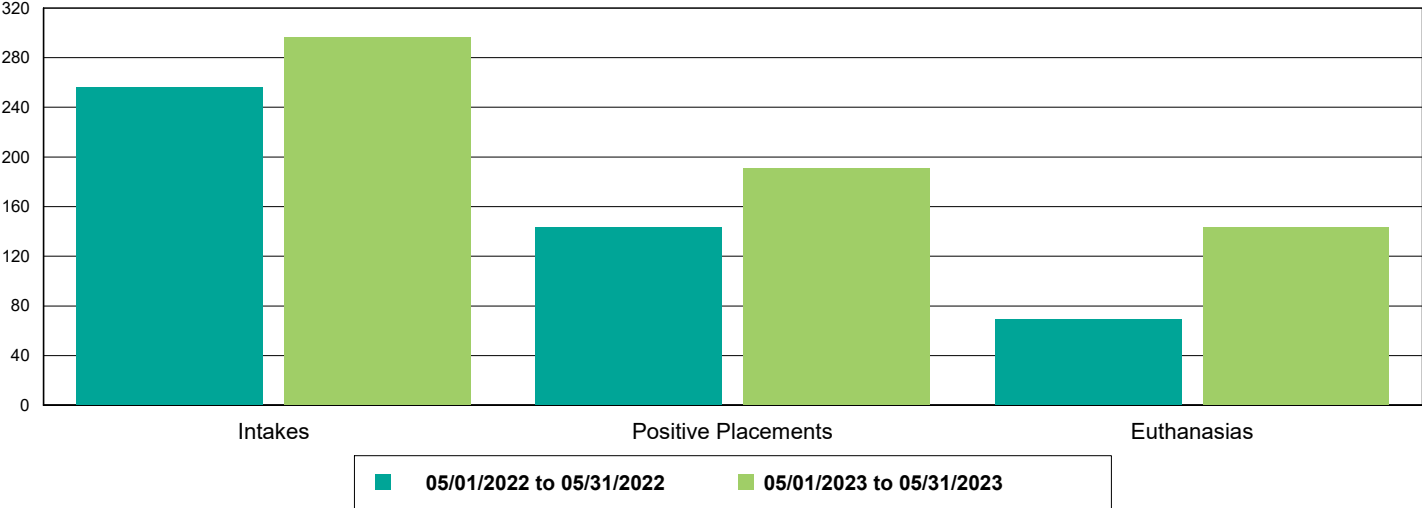
Cat Intakes, Positive Placements, and Euthanasias



Dogs And Cats Intakes, Positive Placements, and Euthanasias



Other Intakes, Positive Placements, and Euthanasias



Live Release, Euthanasia, and Adoption Return Rates

05/01/22 to 05/31/22

05/01/23 to 05/31/23

Percent Change

All Jurisdictions

Total

Live Release Rate	82.91%	72.99%	-11.96%
Euthanasia Rate	15.07%	25.70%	70.51%
Adoption Return Rate	6.26%	3.13%	-50.05%

Dogs and Cats

Live Release Rate	84.69%	76.41%	-9.78%
Euthanasia Rate	13.45%	22.32%	65.96%
Adoption Return Rate	6.27%	3.53%	-43.67%

Young (<= 5 mo)

Live Release Rate	84.05%	80.55%	-4.16%
Euthanasia Rate	10.31%	15.21%	47.53%
Adoption Return Rate	2.38%	0.43%	-82.05%

Adult (>= 6 mo)

Live Release Rate	84.89%	75.08%	-11.55%
Euthanasia Rate	14.40%	24.60%	70.79%
Adoption Return Rate	7.88%	5.40%	-31.46%

Dogs

Live Release Rate	89.03%	77.86%	-12.55%
Euthanasia Rate	10.37%	21.96%	111.68%
Adoption Return Rate	9.02%	5.60%	-37.87%

Young (<= 5 mo)

Live Release Rate	93.94%	94.17%	0.25%
Euthanasia Rate	4.55%	5.83%	28.16%
Adoption Return Rate	5.88%	2.22%	-62.22%

Adult (>= 6 mo)

Live Release Rate	88.49%	76.16%	-13.94%
Euthanasia Rate	11.01%	23.64%	114.68%
Adoption Return Rate	9.41%	6.09%	-35.28%

Cats

Live Release Rate	78.00%	73.57%	-5.67%
Euthanasia Rate	18.20%	23.04%	26.55%
Adoption Return Rate	2.03%	0.75%	-62.88%

Young (<= 5 mo)

Live Release Rate	80.63%	75.84%	-5.94%
Euthanasia Rate	12.30%	18.46%	50.01%
Adoption Return Rate	1.33%	0.00%	-100.00%

Adult (>= 6 mo)

Live Release Rate	75.93%	70.99%	-6.50%
Euthanasia Rate	22.84%	28.24%	23.66%
Adoption Return Rate	2.96%	2.60%	-12.21%

The Animal Foundation Dashboard



All of us for all of them.

Others			
Live Release Rate	65.00%	56.34%	-13.32%
Euthanasia Rate	31.36%	42.18%	34.50%
Adoption Return Rate	6.12%	0.00%	-100.00%
Young (<= 5 mo)			
Live Release Rate	75.00%	100.00%	33.33%
Euthanasia Rate	20.83%	0.00%	-100.00%
Adoption Return Rate	18.75%	0.00%	-100.00%
Adult (>= 6 mo)			
Live Release Rate	63.78%	55.29%	-13.31%
Euthanasia Rate	32.65%	43.20%	32.31%
Adoption Return Rate	3.66%	0.00%	-100.00%