

# The Animal Foundation Dashboard



All of us for all of them.

## Intake Totals

|   | 03/01/18 to 03/31/18 | 03/01/19 to 03/31/19 | Percent Change |
|---|----------------------|----------------------|----------------|
| <b>All Jurisdictions</b>                    | <b>2,019</b>         | <b>2,224</b>         | <b>10.15%</b>  |
| <b>Dogs</b>                                 | <b>1,352</b>         | <b>1,526</b>         | <b>12.87%</b>  |
| <b>Picked up by Animal Control</b>          | 727                  | 814                  | 11.97%         |
| <b>Stray Animals</b>                        | 500                  | 511                  | 2.20%          |
| <b>Owner Surrenders</b>                     | 43                   | 61                   | 41.86%         |
| <b>Confiscations</b>                        | 184                  | 242                  | 31.52%         |
| <b>Dropped off at The Animal Foundation</b> | 625                  | 712                  | 13.92%         |
| <b>Stray Animals</b>                        | 458                  | 491                  | 7.21%          |
| <b>Owner Surrenders</b>                     | 134                  | 160                  | 19.40%         |
| <b>Adoption Returns</b>                     | 33                   | 57                   | 72.73%         |
| <b>Born at TAF</b>                          | 0                    | 4                    | 400.00%        |
| <b>Cats</b>                                 | <b>557</b>           | <b>561</b>           | <b>0.72%</b>   |
| <b>Picked up by Animal Control</b>          | 253                  | 265                  | 4.74%          |
| <b>Stray Animals</b>                        | 166                  | 169                  | 1.81%          |
| <b>Owner Surrenders</b>                     | 10                   | 21                   | 110.00%        |
| <b>Confiscations</b>                        | 77                   | 75                   | -2.60%         |
| <b>Dropped off at The Animal Foundation</b> | 304                  | 296                  | -2.63%         |
| <b>Stray Animals</b>                        | 221                  | 212                  | -4.07%         |
| <b>Owner Surrenders</b>                     | 79                   | 67                   | -15.19%        |
| <b>Adoption Returns</b>                     | 3                    | 10                   | 233.33%        |
| <b>Born at TAF</b>                          | 1                    | 7                    | 600.00%        |
| <b>Others</b>                               | <b>110</b>           | <b>137</b>           | <b>24.55%</b>  |
| <b>Picked up by Animal Control</b>          | 69                   | 80                   | 15.94%         |
| <b>Stray Animals</b>                        | 51                   | 61                   | 19.61%         |
| <b>Owner Surrenders</b>                     | 10                   | 1                    | -90.00%        |
| <b>Confiscations</b>                        | 8                    | 18                   | 125.00%        |
| <b>Dropped off at The Animal Foundation</b> | 41                   | 57                   | 39.02%         |
| <b>Stray Animals</b>                        | 38                   | 44                   | 15.79%         |
| <b>Owner Surrenders</b>                     | 2                    | 5                    | 150.00%        |
| <b>Adoption Returns</b>                     | 1                    | 1                    | 0.00%          |
| <b>Born at TAF</b>                          | 0                    | 7                    | 700.00%        |

# The Animal Foundation Dashboard



All of us for all of them.

## Outcome Totals

|                          | 03/01/18 to 03/31/18 | 03/01/19 to 03/31/19 | Percent Change |
|--------------------------|----------------------|----------------------|----------------|
| <b>All Jurisdictions</b> | <b>1,996</b>         | <b>2,108</b>         | <b>5.61%</b>   |
| <b>Dogs</b>              | <b>1,324</b>         | <b>1,462</b>         | <b>10.42%</b>  |
| Adoption                 | 504                  | 662                  | 31.35%         |
| Died                     | 7                    | 5                    | -28.57%        |
| Euthanasia               | 118                  | 143                  | 21.19%         |
| Missing/Escaped          | 3                    | 1                    | -66.67%        |
| Returned to Owner        | 408                  | 435                  | 6.62%          |
| Transfer                 | 284                  | 216                  | -23.94%        |
| <b>Cats</b>              | <b>509</b>           | <b>513</b>           | <b>0.79%</b>   |
| Adoption                 | 213                  | 194                  | -8.92%         |
| Died                     | 12                   | 2                    | -83.33%        |
| Euthanasia               | 114                  | 83                   | -27.19%        |
| Returned to Owner        | 32                   | 45                   | 40.63%         |
| RTF                      | 13                   | 22                   | 69.23%         |
| SNR                      | 70                   | 64                   | -8.57%         |
| Transfer                 | 55                   | 103                  | 87.27%         |
| <b>Others</b>            | <b>163</b>           | <b>133</b>           | <b>-18.40%</b> |
| Adoption                 | 56                   | 71                   | 26.79%         |
| Died                     | 3                    | 4                    | 33.33%         |
| Euthanasia               | 95                   | 33                   | -65.26%        |
| Returned to Owner        | 5                    | 6                    | 20.00%         |
| Transfer                 | 4                    | 19                   | 375.00%        |

# The Animal Foundation Dashboard



All of us for all of them.

## Foster Statistics

03/01/18 to 03/31/18

03/01/19 to 03/31/19

Percent Change

### All Jurisdictions

#### Total

|                             |     |     |         |
|-----------------------------|-----|-----|---------|
| Animals Sent to Foster      | 139 | 284 | 104.32% |
| Animal Returned from Foster | 83  | 211 | 154.22% |
| Foster Parents              | 73  | 193 | 164.38% |
| Avg. Time in Foster         | 38  | 22  | -42.13% |

#### Dogs

|                             |    |     |         |
|-----------------------------|----|-----|---------|
| Animals Sent to Foster      | 64 | 182 | 184.38% |
| Animal Returned from Foster | 37 | 129 | 248.65% |
| Foster Parents              | 48 | 152 | 216.67% |
| Avg. Time in Foster         | 35 | 15  | -57.40% |

#### Cats

|                             |    |    |         |
|-----------------------------|----|----|---------|
| Animals Sent to Foster      | 62 | 95 | 53.23%  |
| Animal Returned from Foster | 40 | 74 | 85.00%  |
| Foster Parents              | 22 | 36 | 63.64%  |
| Avg. Time in Foster         | 44 | 30 | -30.76% |

#### Others

|                             |    |    |         |
|-----------------------------|----|----|---------|
| Animals Sent to Foster      | 13 | 7  | -46.15% |
| Animal Returned from Foster | 6  | 8  | 33.33%  |
| Foster Parents              | 6  | 7  | 16.67%  |
| Avg. Time in Foster         | 18 | 60 | 224.72% |

# The Animal Foundation Dashboard



All of us for all of them.

## Shelter Surgery Totals

|                            | 3/1/2018 to 3/31/2018 | 3/1/2019 to 3/31/2019 | Percent Change |
|----------------------------|-----------------------|-----------------------|----------------|
| <b>All Jurisdictions</b>   | <b>1,134</b>          | <b>1,021</b>          | <b>-9.96%</b>  |
| <b>Dogs</b>                | <b>655</b>            | <b>695</b>            | <b>6.11%</b>   |
| <b>Spay/Neuter</b>         | 639                   | 681                   | 6.57%          |
| <b>Adoption</b>            | 319                   | 362                   | 13.48%         |
| <b>Transfer to Partner</b> | 139                   | 76                    | -45.32%        |
| <b>Returned to Owner</b>   | 135                   | 135                   | 0.00%          |
| <b>Foster</b>              | 42                    | 106                   | 152.38%        |
| <b>Other Outcomes</b>      | 4                     | 2                     | -50.00%        |
| <b>Other Surgery</b>       | 16                    | 14                    | -12.50%        |
| <b>Adoption</b>            | 7                     | 4                     | -42.86%        |
| <b>Transfer to Partner</b> | 1                     | 2                     | 100.00%        |
| <b>Returned to Owner</b>   | 6                     | 3                     | -50.00%        |
| <b>Foster</b>              | 1                     | 3                     | 200.00%        |
| <b>Other Outcomes</b>      | 1                     | 2                     | 100.00%        |
| <b>Cats</b>                | <b>466</b>            | <b>302</b>            | <b>-35.19%</b> |
| <b>Spay/Neuter</b>         | 455                   | 298                   | -34.51%        |
| <b>Adoption</b>            | 123                   | 96                    | -21.95%        |
| <b>Transfer to Partner</b> | 20                    | 11                    | -45.00%        |
| <b>Returned to Owner</b>   | 9                     | 5                     | -44.44%        |
| <b>SNR</b>                 | 71                    | 63                    | -11.27%        |
| <b>TNR</b>                 | 229                   | 116                   | -49.34%        |
| <b>Foster</b>              | 0                     | 6                     | 600.00%        |
| <b>Other Outcomes</b>      | 3                     | 1                     | -66.67%        |
| <b>Other Surgery</b>       | 11                    | 4                     | -63.64%        |
| <b>Adoption</b>            | 1                     | 0                     | -100.00%       |
| <b>Transfer to Partner</b> | 1                     | 0                     | -100.00%       |
| <b>Returned to Owner</b>   | 4                     | 2                     | -50.00%        |
| <b>SNR</b>                 | 2                     | 2                     | 0.00%          |
| <b>TNR</b>                 | 3                     | 0                     | -100.00%       |
| <b>Others</b>              | <b>13</b>             | <b>24</b>             | <b>84.62%</b>  |
| <b>Spay/Neuter</b>         | 12                    | 24                    | 100.00%        |
| <b>Adoption</b>            | 12                    | 19                    | 58.33%         |
| <b>Transfer to Partner</b> | 0                     | 2                     | 200.00%        |
| <b>Returned to Owner</b>   | 0                     | 3                     | 300.00%        |
| <b>Other Surgery</b>       | 1                     | 0                     | -100.00%       |
| <b>Adoption</b>            | 1                     | 0                     | -100.00%       |

# The Animal Foundation Dashboard



All of us for all of them.

## Public Services

|  | 03/01/18 to 03/31/18 | 03/01/19 to 03/31/19 | Percent Change |
|--|----------------------|----------------------|----------------|
| <b>Dogs</b>                                      | <b>2,008</b>         | <b>1,816</b>         | <b>-9.56%</b>  |
| Owner Requested Euthanasia                       | 188                  | 183                  | -2.66%         |
| Public S/N Clinic - Microchips Implanted         | 84                   | 60                   | -28.57%        |
| Public S/N Clinic - Surgeries                    | 219                  | 183                  | -16.44%        |
| Public S/N Clinic - Animals Vaccinated           | 134                  | 106                  | -20.90%        |
| Bordetella                                       | 122                  | 94                   | -22.95%        |
| DAPPv  | 123                  | 102                  | -17.07%        |
| Deworming  | 29                   | 5                    | -82.76%        |
| Rabies   | 107                  | 80                   | -25.23%        |
| Vaccine Clinic - Microchips Implanted            | 142                  | 156                  | 9.86%          |
| Vaccine Clinic - Animals Vaccinated              | 1,606                | 1,445                | -10.02%        |
| Bordetella                                       | 1,177                | 915                  | -22.26%        |
| DAPPv  | 1,453                | 1,443                | -0.69%         |
| Deworming  | 719                  | 770                  | 7.09%          |
| K9 H3N2  | 385                  | 75                   | -80.52%        |
| Rabies   | 827                  | 771                  | -6.77%         |
| <b>Cats</b>                                      | <b>264</b>           | <b>245</b>           | <b>-7.20%</b>  |
| Owner Requested Euthanasia                       | 54                   | 33                   | -38.89%        |
| Public S/N Clinic - Feline Testing - Cats Tested | 1                    | 3                    | 200.00%        |
| Public S/N Clinic - Microchips Implanted         | 48                   | 42                   | -12.50%        |
| Public S/N Clinic - Surgeries                    | 108                  | 100                  | -7.41%         |
| Public S/N Clinic - Animals Vaccinated           | 92                   | 84                   | -8.70%         |
| Deworming  | 21                   | 6                    | -71.43%        |
| FeLV   | 20                   | 35                   | 75.00%         |
| FRCPC  | 92                   | 83                   | -9.78%         |
| Rabies   | 87                   | 72                   | -17.24%        |
| Vaccine Clinic - Microchips Implanted            | 13                   | 18                   | 38.46%         |
| Vaccine Clinic - Animals Vaccinated              | 105                  | 117                  | 11.43%         |
| Deworming  | 24                   | 42                   | 75.00%         |
| FeLV   | 36                   | 55                   | 52.78%         |
| FRCPC  | 89                   | 106                  | 19.10%         |
| Rabies   | 69                   | 72                   | 4.35%          |
| <b>Others</b>                                    | <b>13</b>            | <b>25</b>            | <b>92.31%</b>  |
| Owner Requested Euthanasia                       | 13                   | 4                    | -69.23%        |
| Public S/N Clinic - Surgeries                    | 1                    | 20                   | 1,900.00%      |

# The Animal Foundation Dashboard



All of us for all of them.

Current Inventory as of 01/15/2020 10:11

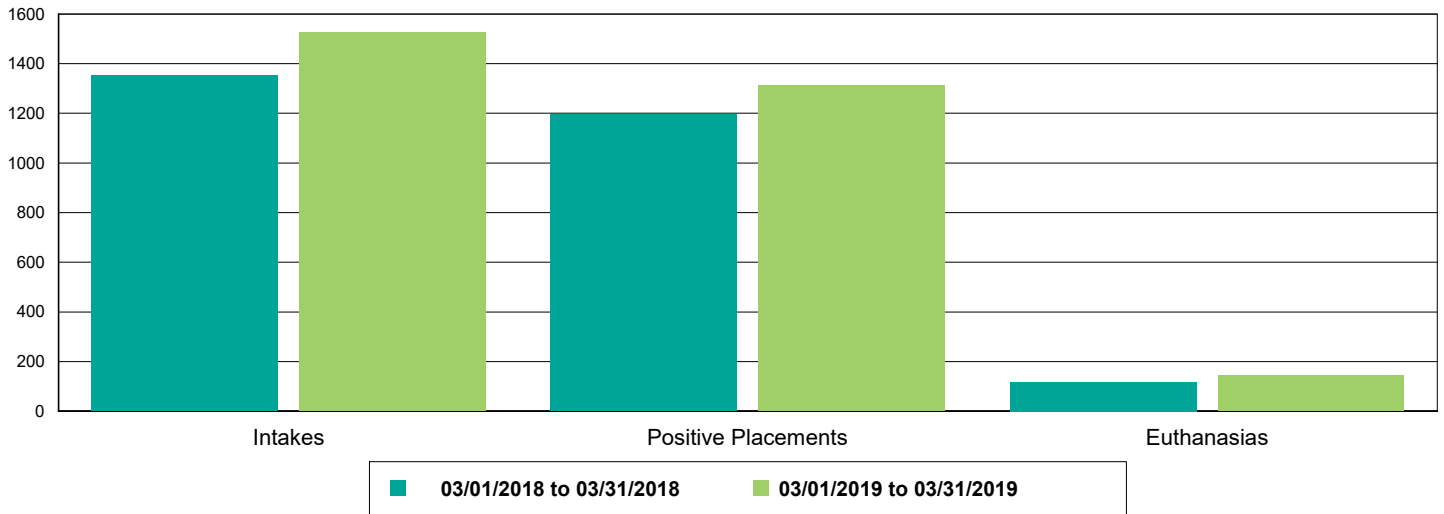
|                          |            |
|--------------------------|------------|
| <b>All Jurisdictions</b> | <b>658</b> |
| <b>Cats</b>              | <b>170</b> |
| BUNGALOWS                | 14         |
| EAC                      | 4          |
| FOSTER                   | 95         |
| LIED                     | 56         |
| OFFSITE                  | 1          |
| <b>Dogs</b>              | <b>428</b> |
| BUNGALOWS                | 99         |
| EAC                      | 17         |
| FOSTER                   | 107        |
| LIED                     | 188        |
| OFFSITE                  | 6          |
| WVC                      | 11         |
| <b>Others</b>            | <b>60</b>  |
| FOSTER                   | 22         |
| LIED                     | 32         |
| OFFSITE                  | 5          |
| TENT                     | 1          |

# The Animal Foundation Dashboard

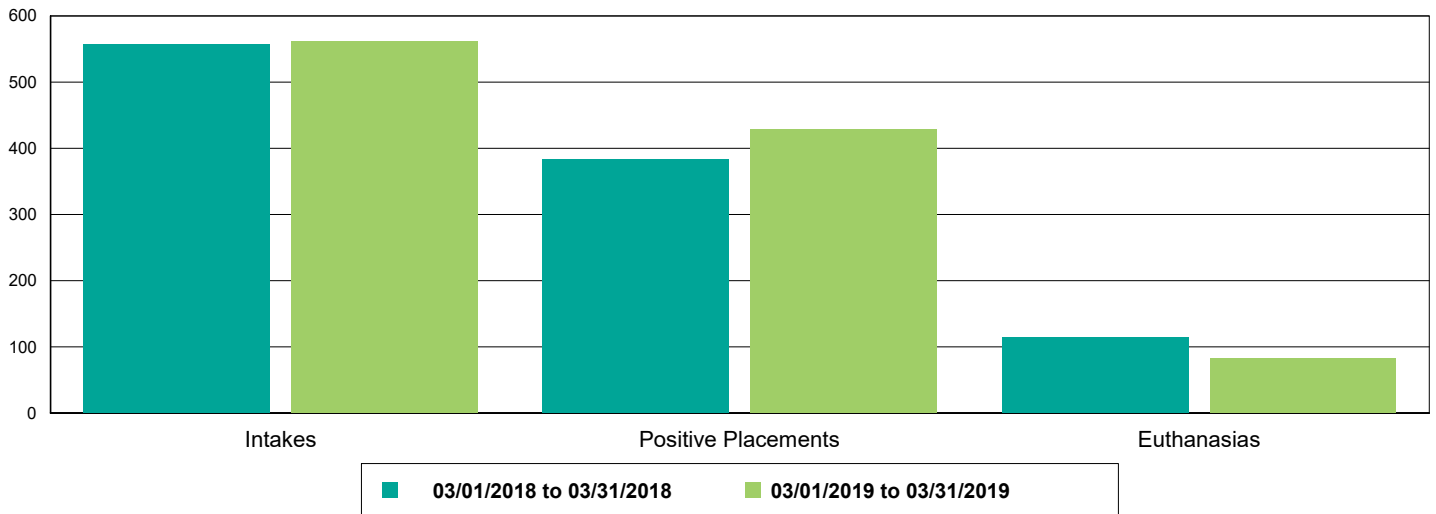


All of us for all of them.

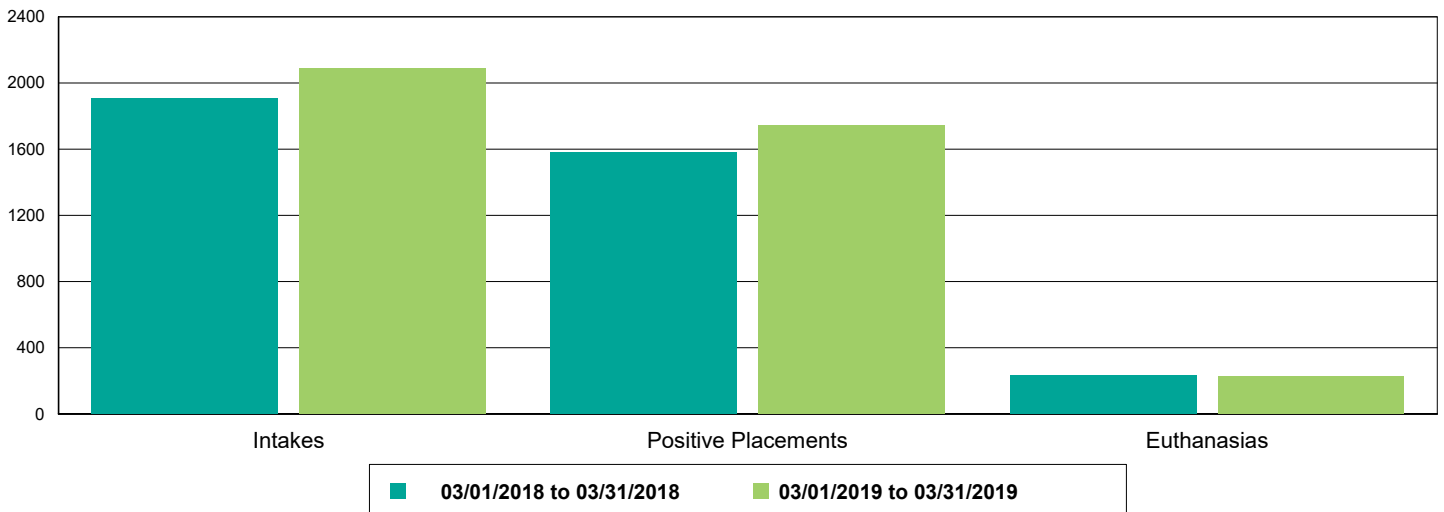
## Dog Intakes, Positive Placements, and Euthanasias



## Cat Intakes, Positive Placements, and Euthanasias



## Dogs And Cats Intakes, Positive Placements, and Euthanasias

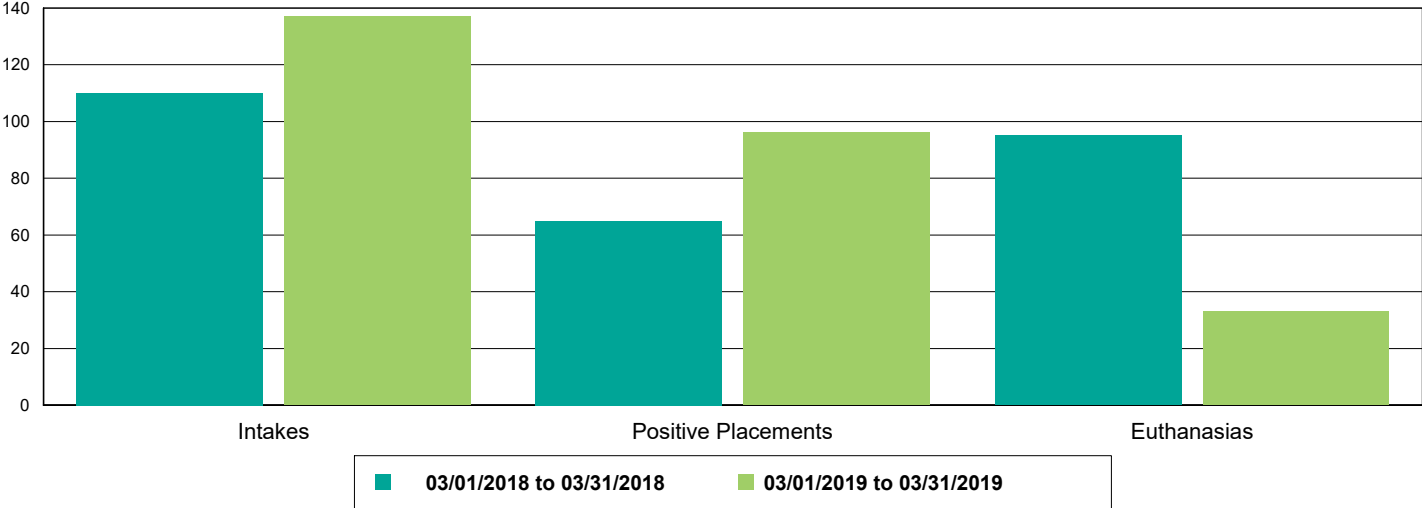


# The Animal Foundation Dashboard



All of us for all of them.

## Other Intakes, Positive Placements, and Euthanasias





# The Animal Foundation Dashboard



All of us for all of them.

## Live Release, Euthanasia, and Adoption Return Rates

03/01/18 to 03/31/18

03/01/19 to 03/31/19

Percent Change

### All Jurisdictions

#### Total

|                      |        |        |         |
|----------------------|--------|--------|---------|
| Live Release Rate    | 84.17% | 87.63% | 4.11%   |
| Euthanasia Rate      | 14.60% | 11.88% | -18.64% |
| Adoption Return Rate | 4.90%  | 7.57%  | 54.54%  |

#### Dogs and Cats

|                      |        |        |        |
|----------------------|--------|--------|--------|
| Live Release Rate    | 86.14% | 88.15% | 2.33%  |
| Euthanasia Rate      | 12.66% | 11.44% | -9.59% |
| Adoption Return Rate | 5.02%  | 7.83%  | 55.89% |

#### Young (<= 5 mo)

|                      |        |        |         |
|----------------------|--------|--------|---------|
| Live Release Rate    | 81.88% | 92.90% | 13.46%  |
| Euthanasia Rate      | 11.25% | 5.46%  | -51.43% |
| Adoption Return Rate | 0.00%  | 1.41%  | 140.85% |

#### Adult (>= 6 mo)

|                      |        |        |        |
|----------------------|--------|--------|--------|
| Live Release Rate    | 86.55% | 87.67% | 1.29%  |
| Euthanasia Rate      | 12.79% | 12.05% | -5.77% |
| Adoption Return Rate | 5.81%  | 8.41%  | 44.80% |

#### Dogs

|                      |        |        |        |
|----------------------|--------|--------|--------|
| Live Release Rate    | 90.33% | 89.81% | -0.58% |
| Euthanasia Rate      | 8.91%  | 9.78%  | 9.75%  |
| Adoption Return Rate | 6.55%  | 8.61%  | 31.50% |

#### Young (<= 5 mo)

|                      |         |        |         |
|----------------------|---------|--------|---------|
| Live Release Rate    | 100.00% | 95.06% | -4.94%  |
| Euthanasia Rate      | 0.00%   | 1.23%  | 123.46% |
| Adoption Return Rate | 0.00%   | 0.00%  | 0.00%   |

#### Adult (>= 6 mo)

|                      |        |        |        |
|----------------------|--------|--------|--------|
| Live Release Rate    | 89.86% | 89.50% | -0.40% |
| Euthanasia Rate      | 9.35%  | 10.28% | 9.97%  |
| Adoption Return Rate | 7.05%  | 9.13%  | 29.55% |

#### Cats

|                      |        |        |         |
|----------------------|--------|--------|---------|
| Live Release Rate    | 75.25% | 83.43% | 10.88%  |
| Euthanasia Rate      | 22.40% | 16.18% | -27.76% |
| Adoption Return Rate | 1.41%  | 5.15%  | 265.98% |

#### Young (<= 5 mo)

|                      |        |        |         |
|----------------------|--------|--------|---------|
| Live Release Rate    | 70.41% | 91.18% | 29.50%  |
| Euthanasia Rate      | 18.37% | 8.82%  | -51.96% |
| Adoption Return Rate | 0.00%  | 3.03%  | 303.03% |

#### Adult (>= 6 mo)

|                      |        |        |         |
|----------------------|--------|--------|---------|
| Live Release Rate    | 76.40% | 81.51% | 6.69%   |
| Euthanasia Rate      | 23.36% | 18.00% | -22.92% |
| Adoption Return Rate | 1.97%  | 5.59%  | 183.23% |

#### Others

|                      |        |        |         |
|----------------------|--------|--------|---------|
| Live Release Rate    | 39.88% | 72.18% | 81.01%  |
| Euthanasia Rate      | 58.28% | 24.81% | -57.43% |
| Adoption Return Rate | 1.79%  | 1.41%  | -21.13% |

# The Animal Foundation Dashboard



All of us for all of them.

### Young (<= 5 mo)

|                             |        |         |          |
|-----------------------------|--------|---------|----------|
| <b>Live Release Rate</b>    | 15.38% | 100.00% | 550.00%  |
| <b>Euthanasia Rate</b>      | 80.77% | 0.00%   | -100.00% |
| <b>Adoption Return Rate</b> | 0.00%  | 0.00%   | 0.00%    |

### Adult (>= 6 mo)

|                             |        |        |         |
|-----------------------------|--------|--------|---------|
| <b>Live Release Rate</b>    | 44.53% | 71.09% | 59.67%  |
| <b>Euthanasia Rate</b>      | 54.01% | 25.78% | -52.27% |
| <b>Adoption Return Rate</b> | 1.92%  | 1.45%  | -24.64% |