

# The Animal Foundation Dashboard



All of us for all of them.

## Intake Totals

	06/01/18 to 06/30/18	06/01/19 to 06/30/19	Percent Change
<b>All Jurisdictions</b>	<b>2,315</b>	<b>2,713</b>	<b>17.19%</b>
<b>Dogs</b>	<b>1,321</b>	<b>1,526</b>	<b>15.52%</b>
<b>Picked up by Animal Control</b>	777	846	8.88%
<b>Stray Animals</b>	535	541	1.12%
<b>Owner Surrenders</b>	42	99	135.71%
<b>Confiscations</b>	200	206	3.00%
<b>Dropped off at The Animal Foundation</b>	544	680	25.00%
<b>Stray Animals</b>	436	487	11.70%
<b>Owner Surrenders</b>	72	154	113.89%
<b>Adoption Returns</b>	36	39	8.33%
<b>Cats</b>	<b>816</b>	<b>986</b>	<b>20.83%</b>
<b>Picked up by Animal Control</b>	283	332	17.31%
<b>Stray Animals</b>	218	250	14.68%
<b>Owner Surrenders</b>	9	17	88.89%
<b>Confiscations</b>	56	65	16.07%
<b>Dropped off at The Animal Foundation</b>	533	654	22.70%
<b>Stray Animals</b>	494	548	10.93%
<b>Owner Surrenders</b>	33	88	166.67%
<b>Adoption Returns</b>	6	16	166.67%
<b>Born at TAF</b>	0	2	200.00%
<b>Others</b>	<b>178</b>	<b>201</b>	<b>12.92%</b>
<b>Picked up by Animal Control</b>	121	91	-24.79%
<b>Stray Animals</b>	110	80	-27.27%
<b>Confiscations</b>	11	10	-9.09%
<b>Born at TAF</b>	0	1	100.00%
<b>Dropped off at The Animal Foundation</b>	57	110	92.98%
<b>Stray Animals</b>	51	83	62.75%
<b>Owner Surrenders</b>	5	19	280.00%
<b>Born at TAF</b>	1	8	700.00%

# The Animal Foundation Dashboard



All of us for all of them.

## Outcome Totals

	06/01/18 to 06/30/18	06/01/19 to 06/30/19	Percent Change
<b>All Jurisdictions</b>	<b>2,309</b>	<b>2,495</b>	<b>8.06%</b>
<b>Dogs</b>	<b>1,344</b>	<b>1,452</b>	<b>8.04%</b>
Adoption	561	616	9.80%
Died	2	5	150.00%
Euthanasia	165	172	4.24%
Returned to Owner	368	426	15.76%
Transfer	248	233	-6.05%
<b>Cats</b>	<b>770</b>	<b>875</b>	<b>13.64%</b>
Adoption	427	440	3.04%
Died	8	29	262.50%
Euthanasia	126	149	18.25%
Missing/Escaped	6	1	-83.33%
Returned to Owner	33	35	6.06%
RTF	13	31	138.46%
SNR	57	145	154.39%
Transfer	100	45	-55.00%
<b>Others</b>	<b>195</b>	<b>168</b>	<b>-13.85%</b>
Adoption	56	61	8.93%
Died	29	10	-65.52%
Euthanasia	62	71	14.52%
Missing/Escaped	1	0	-100.00%
Returned to Owner	6	1	-83.33%
RTF	8	3	-62.50%
Transfer	33	22	-33.33%

# The Animal Foundation Dashboard



All of us for all of them.

## Foster Statistics

06/01/18 to 06/30/18      06/01/19 to 06/30/19      Percent Change

### All Jurisdictions

#### Total

Animals Sent to Foster	287	462	60.98%
Animal Returned from Foster	340	409	20.29%
Foster Parents	128	213	66.41%
Avg. Time in Foster	28	26	-6.76%

#### Dogs

Animals Sent to Foster	79	104	31.65%
Animal Returned from Foster	78	117	50.00%
Foster Parents	51	87	70.59%
Avg. Time in Foster	14	18	26.99%

#### Cats

Animals Sent to Foster	201	336	67.16%
Animal Returned from Foster	255	283	10.98%
Foster Parents	75	127	69.33%
Avg. Time in Foster	32	29	-7.29%

#### Others

Animals Sent to Foster	7	22	214.29%
Animal Returned from Foster	7	9	28.57%
Foster Parents	3	6	100.00%
Avg. Time in Foster	32	18	-45.70%

# The Animal Foundation Dashboard



All of us for all of them.

## Shelter Surgery Totals

	06/01/18 to 06/30/18	06/01/19 to 06/30/19	Percent Change
<b>All Jurisdictions</b>	<b>1,270</b>	<b>1,544</b>	<b>21.57%</b>
<b>Dogs</b>	<b>609</b>	<b>782</b>	<b>28.41%</b>
Spay/Neuter	596	776	30.20%
Adoption	341	361	5.87%
Transfer to Partner	102	82	-19.61%
Returned to Owner	131	290	121.37%
Other Outcomes	22	43	95.45%
Other Surgery	13	6	-53.85%
Adoption	8	6	-25.00%
Transfer to Partner	4	0	-100.00%
Other Outcomes	1	0	-100.00%
<b>Cats</b>	<b>624</b>	<b>753</b>	<b>20.67%</b>
Spay/Neuter	618	746	20.71%
Adoption	366	345	-5.74%
Transfer to Partner	10	4	-60.00%
Returned to Owner	5	28	460.00%
SNR	61	142	132.79%
TNR	159	182	14.47%
Other Outcomes	17	45	164.71%
Other Surgery	6	7	16.67%
Adoption	1	0	-100.00%
Transfer to Partner	2	0	-100.00%
SNR	0	2	200.00%
TNR	1	4	300.00%
Other Outcomes	2	1	-50.00%
<b>Others</b>	<b>37</b>	<b>9</b>	<b>-75.68%</b>
Spay/Neuter	36	9	-75.00%
Adoption	28	9	-67.86%
Transfer to Partner	7	0	-100.00%
Other Outcomes	1	0	-100.00%
Other Surgery	1	0	-100.00%
Adoption	1	0	-100.00%

# The Animal Foundation Dashboard



All of us for all of them.

## Public Services

	06/01/18 to 06/30/18	06/01/19 to 06/30/19	Percent Change
<b>Dogs</b>	<b>1,635</b>	<b>1,875</b>	<b>14.68%</b>
Owner Requested Euthanasia	193	183	-5.18%
Public S/N Clinic - Microchips Implanted	128	44	-65.63%
Public S/N Clinic - Surgeries	200	154	-23.00%
Public S/N Clinic - Animals Vaccinated	123	83	-32.52%
Bordetella	120	71	-40.83%
DAPPv	114	75	-34.21%
Deworming	18	9	-50.00%
Rabies	101	64	-36.63%
Vaccine Clinic - Microchips Implanted	273	228	-16.48%
Vaccine Clinic - Animals Vaccinated	1,203	1,488	23.69%
Bordetella	885	873	-1.36%
DAPPv	1,085	1,334	22.95%
Deworming	545	702	28.81%
K9 H3N2	132	75	-43.18%
Rabies	648	815	25.77%
<b>Cats</b>	<b>295</b>	<b>338</b>	<b>14.58%</b>
Owner Requested Euthanasia	51	40	-21.57%
Public S/N Clinic - Feline Testing - Cats Tested	1	27	2,600.00%
Public S/N Clinic - Microchips Implanted	46	48	4.35%
Public S/N Clinic - Surgeries	67	91	35.82%
Public S/N Clinic - Animals Vaccinated	61	76	24.59%
Deworming	10	9	-10.00%
FeLV	19	47	147.37%
FRCPC	61	76	24.59%
Rabies	56	47	-16.07%
Vaccine Clinic - Microchips Implanted	46	37	-19.57%
Vaccine Clinic - Animals Vaccinated	166	201	21.08%
Deworming	43	92	113.95%
FeLV	42	56	33.33%
FRCPC	141	193	36.88%
Rabies	95	117	23.16%
<b>Others</b>	<b>2</b>	<b>16</b>	<b>700.00%</b>
Owner Requested Euthanasia	2	3	50.00%
Public S/N Clinic - Surgeries	1	11	1,000.00%
Vaccine Clinic - Microchips Implanted	1	1	0.00%

# The Animal Foundation Dashboard



All of us for all of them.

Current Inventory as of 07/14/2019 14:23

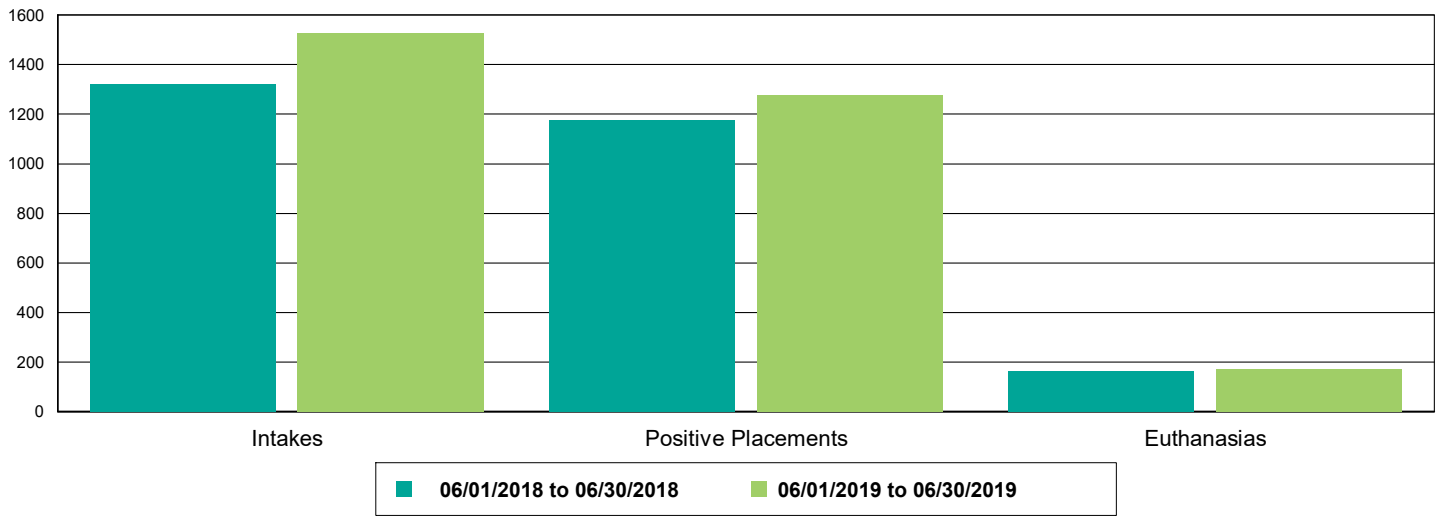
<b>All Jurisdictions</b>	<b>1,538</b>
<b>Cats</b>	<b>770</b>
BUNGALOWS	53
EAC	8
FOSTER	432
LIED	273
OFFSITE	4
<b>Dogs</b>	<b>570</b>
BUNGALOWS	195
EAC	13
FOSTER	93
LIED	235
OFFSITE	20
WVC	14
<b>Others</b>	<b>198</b>
FOSTER	20
LIED	168
OFFSITE	8
TENT	2

# The Animal Foundation Dashboard

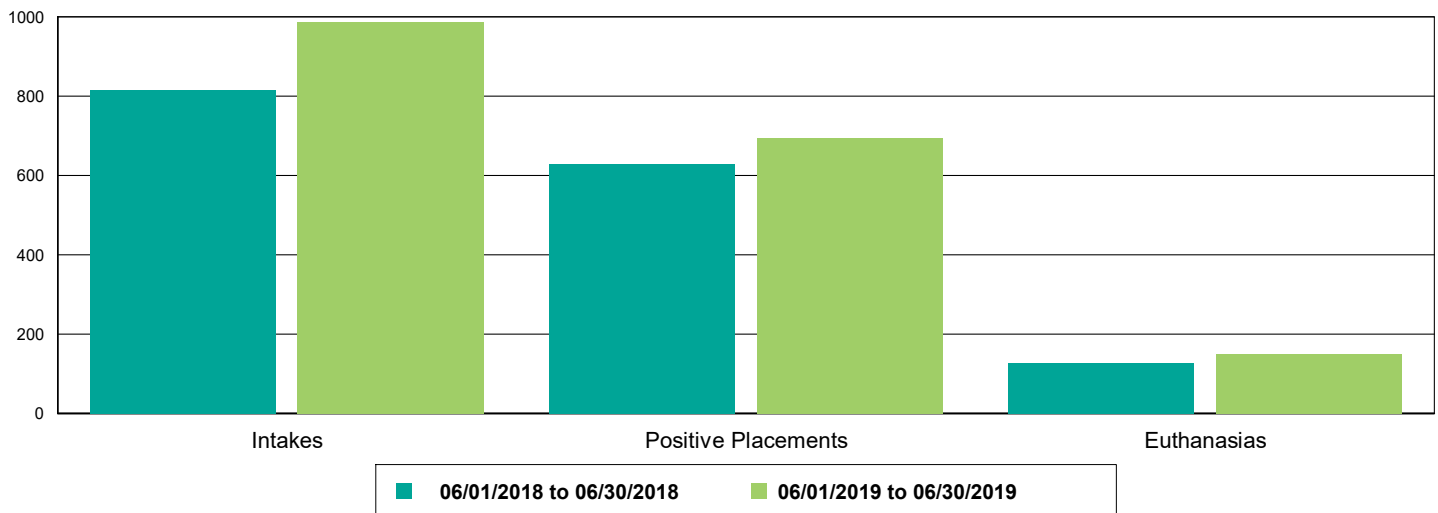


All of us for all of them.

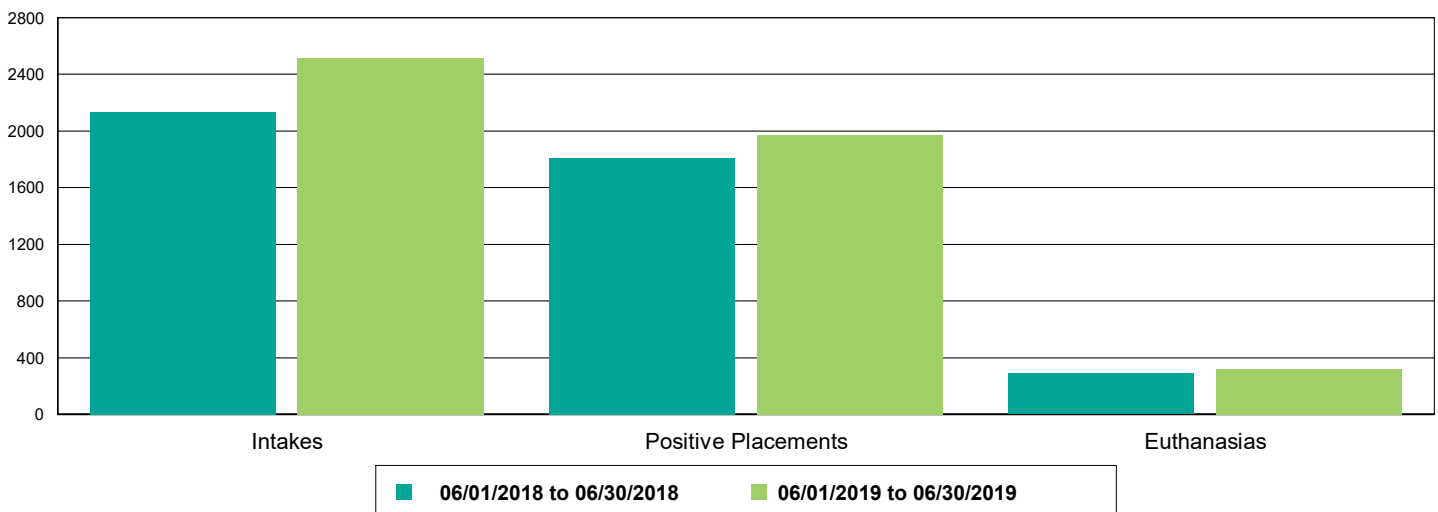
## Dog Intakes, Positive Placements, and Euthanasias



## Cat Intakes, Positive Placements, and Euthanasias



## Dogs And Cats Intakes, Positive Placements, and Euthanasias

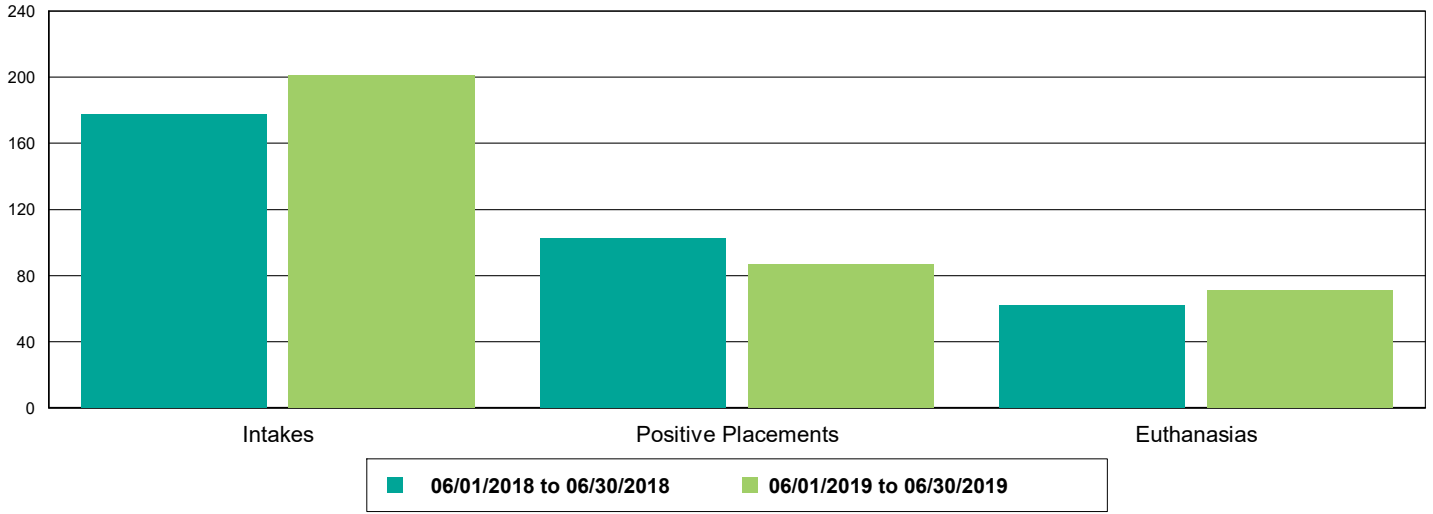


## Other Intakes, Positive Placements, and Euthanasias

# The Animal Foundation Dashboard



*All of us for all of them.*





# The Animal Foundation Dashboard



All of us for all of them.

## Live Release, Euthanasia, and Adoption Return Rates

06/01/18 to 06/30/18

06/01/19 to 06/30/19

Percent Change

### All Jurisdictions

#### Total

Live Release Rate	84.04%	83.56%	-0.57%
Euthanasia Rate	14.56%	14.78%	1.51%
Adoption Return Rate	4.13%	5.06%	22.46%

#### Dogs and Cats

Live Release Rate	85.48%	84.71%	-0.90%
Euthanasia Rate	13.77%	13.79%	0.17%
Adoption Return Rate	4.25%	5.21%	22.52%

#### Young (<= 5 mo)

Live Release Rate	88.97%	84.11%	-5.46%
Euthanasia Rate	8.79%	11.23%	27.79%
Adoption Return Rate	1.82%	1.58%	-13.15%

#### Adult (>= 6 mo)

Live Release Rate	84.29%	84.91%	0.73%
Euthanasia Rate	15.45%	14.64%	-5.28%
Adoption Return Rate	5.79%	7.24%	24.90%

#### Dogs

Live Release Rate	87.57%	87.82%	0.28%
Euthanasia Rate	12.28%	11.84%	-3.58%
Adoption Return Rate	6.42%	6.33%	-1.34%

#### Young (<= 5 mo)

Live Release Rate	93.88%	93.53%	-0.38%
Euthanasia Rate	6.12%	5.76%	-6.00%
Adoption Return Rate	1.52%	0.00%	-100.00%

#### Adult (>= 6 mo)

Live Release Rate	87.08%	87.21%	0.16%
Euthanasia Rate	12.76%	12.48%	-2.19%
Adoption Return Rate	7.07%	6.98%	-1.33%

#### Cats

Live Release Rate	81.82%	79.54%	-2.78%
Euthanasia Rate	16.36%	17.03%	4.06%
Adoption Return Rate	1.41%	3.64%	158.79%

#### Young (<= 5 mo)

Live Release Rate	87.87%	81.14%	-7.67%
Euthanasia Rate	9.38%	12.95%	38.08%
Adoption Return Rate	1.89%	1.86%	-1.24%

#### Adult (>= 6 mo)

Live Release Rate	73.87%	77.93%	5.49%
Euthanasia Rate	25.53%	21.15%	-17.14%
Adoption Return Rate	0.00%	8.47%	847.46%

#### Others

Live Release Rate	52.82%	51.79%	-1.96%
Euthanasia Rate	31.79%	42.26%	32.92%
Adoption Return Rate	0.00%	0.00%	0.00%

# The Animal Foundation Dashboard



*All of us for all of them.*

## Young (<= 5 mo)

<b>Live Release Rate</b>	72.22%	33.33%	-53.85%
<b>Euthanasia Rate</b>	22.22%	33.33%	50.00%
<b>Adoption Return Rate</b>	0.00%	0.00%	0.00%

## Adult (>= 6 mo)

<b>Live Release Rate</b>	50.85%	52.47%	3.19%
<b>Euthanasia Rate</b>	32.77%	42.59%	29.98%
<b>Adoption Return Rate</b>	0.00%	0.00%	0.00%