

The Animal Foundation Dashboard



All of us for all of them.

Intake Totals

	09/01/21 to 09/30/21	09/01/22 to 09/30/22	Percent Change
All Jurisdictions	1,921	2,311	20.30%
Dogs	1,056	1,280	21.21%
Picked up by Animal Control	657	775	17.96%
Stray Animals	445	472	6.07%
Owner Surrenders	42	98	133.33%
Confiscations	170	205	20.59%
Dropped off at The Animal Foundation	399	505	26.57%
Stray Animals	344	334	-2.91%
Owner Surrenders	44	118	168.18%
Adoption Returns	11	37	236.36%
Born at TAF	0	16	1,600.00%
Cats	651	795	22.12%
Picked up by Animal Control	307	309	0.65%
Stray Animals	195	194	-0.51%
Owner Surrenders	22	9	-59.09%
Confiscations	85	106	24.71%
Born at TAF	5	0	-100.00%
Dropped off at The Animal Foundation	344	486	41.28%
Stray Animals	314	418	33.12%
Owner Surrenders	14	42	200.00%
Adoption Returns	4	11	175.00%
Born at TAF	12	15	25.00%
Others	214	236	10.28%
Picked up by Animal Control	130	170	30.77%
Stray Animals	95	77	-18.95%
Owner Surrenders	4	12	200.00%
Confiscations	31	81	161.29%
Dropped off at The Animal Foundation	84	66	-21.43%
Stray Animals	49	35	-28.57%
Owner Surrenders	15	25	66.67%
Adoption Returns	2	2	0.00%
Born at TAF	18	4	-77.78%

The Animal Foundation Dashboard



All of us for all of them.

Outcome Totals

	09/01/21 to 09/30/21	09/01/22 to 09/30/22	Percent Change
All Jurisdictions	1,491	2,367	58.75%
Dogs	918	1,308	42.48%
Adoption	288	461	60.07%
Died	3	2	-33.33%
Euthanasia	101	321	217.82%
Missing/Escaped	7	6	-14.29%
Returned to Owner	377	325	-13.79%
Transfer	142	193	35.92%
Cats	422	783	85.55%
Adoption	175	321	83.43%
Died	32	7	-78.13%
Euthanasia	83	155	86.75%
Missing/Escaped	2	2	0.00%
Returned to Owner	25	29	16.00%
RTF	13	28	115.38%
SNR	72	173	140.28%
Transfer	20	68	240.00%
Others	151	276	82.78%
Adoption	78	191	144.87%
Died	14	8	-42.86%
Euthanasia	33	40	21.21%
Missing/Escaped	2	3	50.00%
Returned to Owner	9	1	-88.89%
RTF	0	1	100.00%
Transfer	15	32	113.33%

The Animal Foundation Dashboard



All of us for all of them.

Foster Statistics

09/01/21 to 09/30/21 09/01/22 to 09/30/22 Percent Change

All Jurisdictions

Total

Animals Sent to Foster	225	402	78.67%
Animal Returned from Foster	149	161	8.05%
Foster Parents	117	265	126.50%
Avg. Time in Foster	38	54	42.45%

Dogs

Animals Sent to Foster	49	180	267.35%
Animal Returned from Foster	54	37	-31.48%
Foster Parents	41	166	304.88%
Avg. Time in Foster	28	12	-59.21%

Cats

Animals Sent to Foster	168	215	27.98%
Animal Returned from Foster	88	121	37.50%
Foster Parents	74	98	32.43%
Avg. Time in Foster	46	64	40.68%

Others

Animals Sent to Foster	8	7	-12.50%
Animal Returned from Foster	7	3	-57.14%
Foster Parents	3	4	33.33%
Avg. Time in Foster	21	182	785.02%

Foster to Adopt Statistics

09/01/21 to 09/30/21 09/01/22 to 09/30/22 Percent Change

All Jurisdictions

Total

Animals Sent to Foster to Adopt	476	33	-93.07%
Animal Returned from Foster to Adopt	204	42	-79.41%
Foster to Adopt Parents	449	29	-93.54%
Avg. Time in Foster to Adopt	46	215	363.64%

Dogs

Animals Sent to Foster to Adopt	313	8	-97.44%
Animal Returned from Foster to Adopt	145	23	-84.14%
Foster to Adopt Parents	299	8	-97.32%
Avg. Time in Foster to Adopt	45	259	474.20%

Cats

Animals Sent to Foster to Adopt	150	25	-83.33%
Animal Returned from Foster to Adopt	55	18	-67.27%
Foster to Adopt Parents	139	21	-84.89%
Avg. Time in Foster to Adopt	51	167	226.73%

Others

Animals Sent to Foster to Adopt	13	0	-100.00%
Animal Returned from Foster to Adopt	4	1	-75.00%
Foster to Adopt Parents	13	0	-100.00%
Avg. Time in Foster to Adopt	24	55	130.98%

The Animal Foundation Dashboard



All of us for all of them.

Shelter Surgery Totals

	9/1/2021 to 9/30/2021	9/1/2022 to 9/30/2022	Percent Change
All Jurisdictions	308	914	196.75%
Dogs	210	548	160.95%
Spay/Neuter	208	547	162.98%
Adoption	59	351	494.92%
Transfer to Partner	31	29	-6.45%
Returned to Owner	100	123	23.00%
Foster	17	23	35.29%
Other Outcomes	1	21	2000.00%
Other Surgery	2	1	-50.00%
Adoption	1	0	-100.00%
Returned to Owner	1	1	0.00%
Cats	88	357	305.68%
Spay/Neuter	88	357	305.68%
Adoption	32	240	650.00%
Transfer to Partner	1	0	-100.00%
Returned to Owner	2	6	200.00%
SNR	21	66	214.29%
Foster	20	40	100.00%
Other Outcomes	12	5	-58.33%
Others	10	9	-10.00%
Spay/Neuter	10	9	-10.00%
Adoption	8	7	-12.50%
Transfer to Partner	0	1	100.00%
Other Outcomes	2	1	-50.00%

The Animal Foundation Dashboard



All of us for all of them.

Public Services

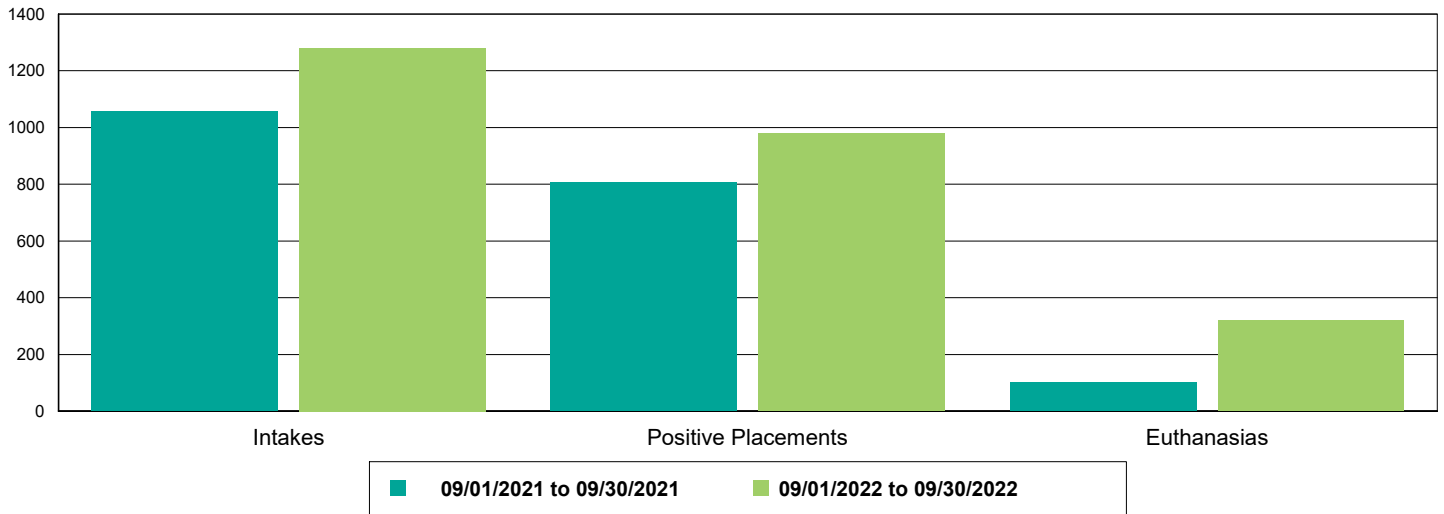
	09/01/21 to 09/30/21	09/01/22 to 09/30/22	Percent Change
Dogs	324	84	-74.07%
Owner Requested Euthanasia	103	77	-25.24%
Vaccine Clinic - Microchips Implanted	13	0	-100.00%
Vaccine Clinic - Animals Vaccinated	220	7	-96.82%
Bordetella	119	5	-95.80%
DAPPv	180	7	-96.11%
Deworming	87	1	-98.85%
K9 FLU BIVALENT	1	2	100.00%
Rabies	133	4	-96.99%
Cats	86	17	-80.23%
Owner Requested Euthanasia	40	16	-60.00%
Vaccine Clinic - Microchips Implanted	1	0	-100.00%
Vaccine Clinic - Animals Tested	4	0	-100.00%
FELV/FIV	4	0	-100.00%
Vaccine Clinic - Animals Vaccinated	42	1	-97.62%
Deworming	20	0	-100.00%
FeLV	6	0	-100.00%
FRCPC	40	1	-97.50%
Rabies	25	1	-96.00%
Others	5	1	-80.00%
Owner Requested Euthanasia	5	1	-80.00%

The Animal Foundation Dashboard

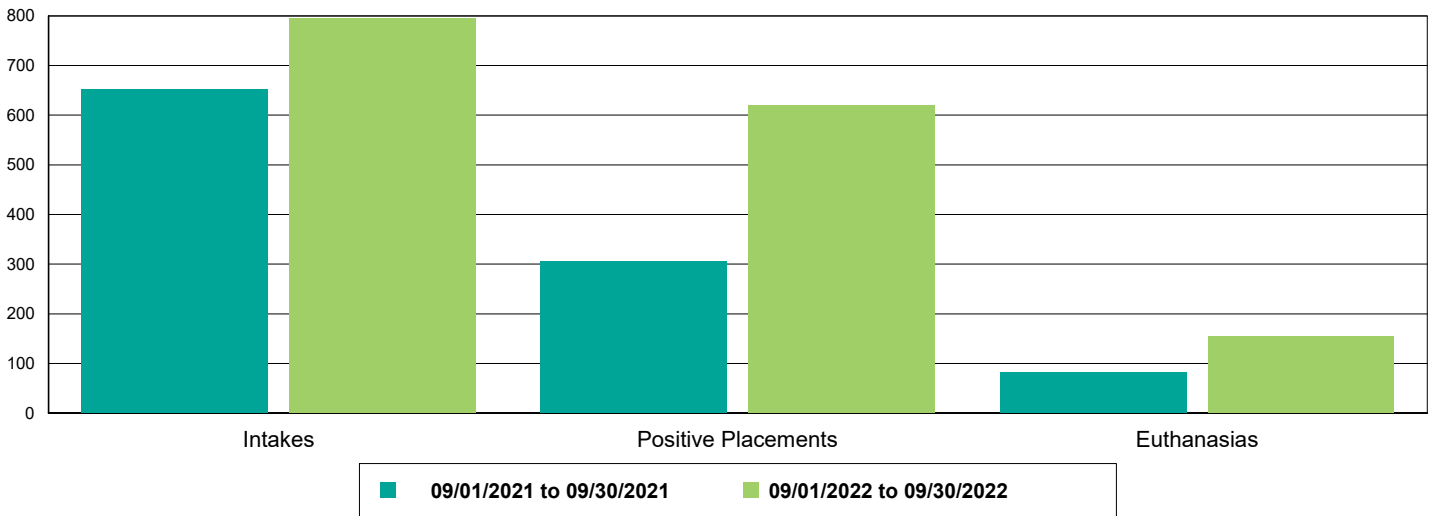


All of us for all of them.

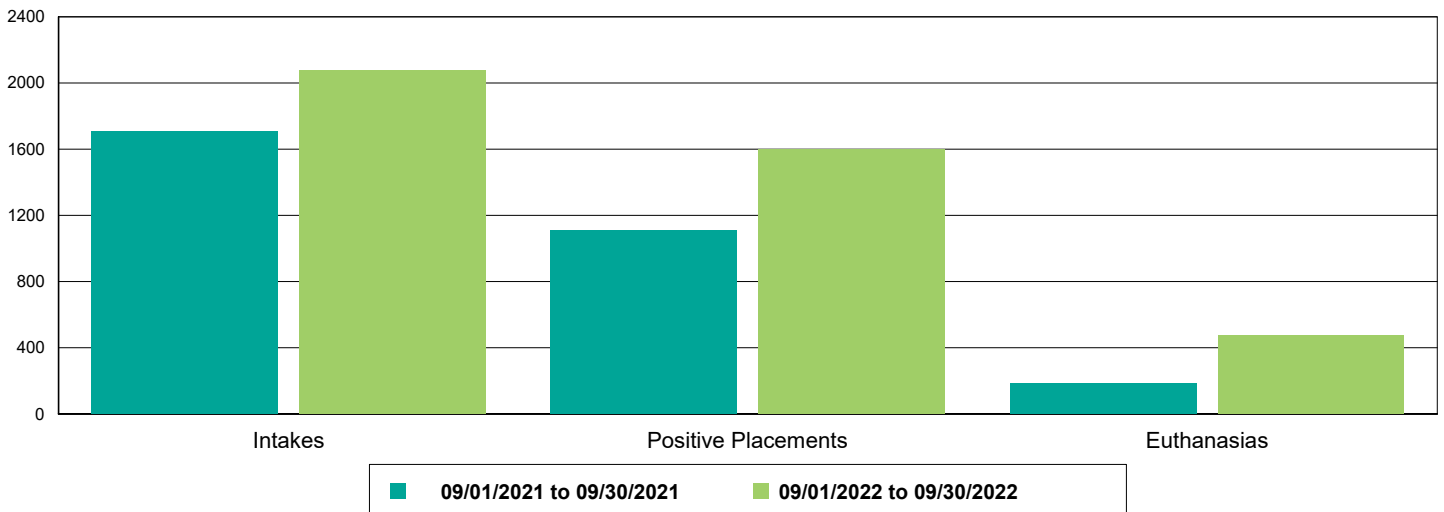
Dog Intakes, Positive Placements, and Euthanasias



Cat Intakes, Positive Placements, and Euthanasias



Dogs And Cats Intakes, Positive Placements, and Euthanasias

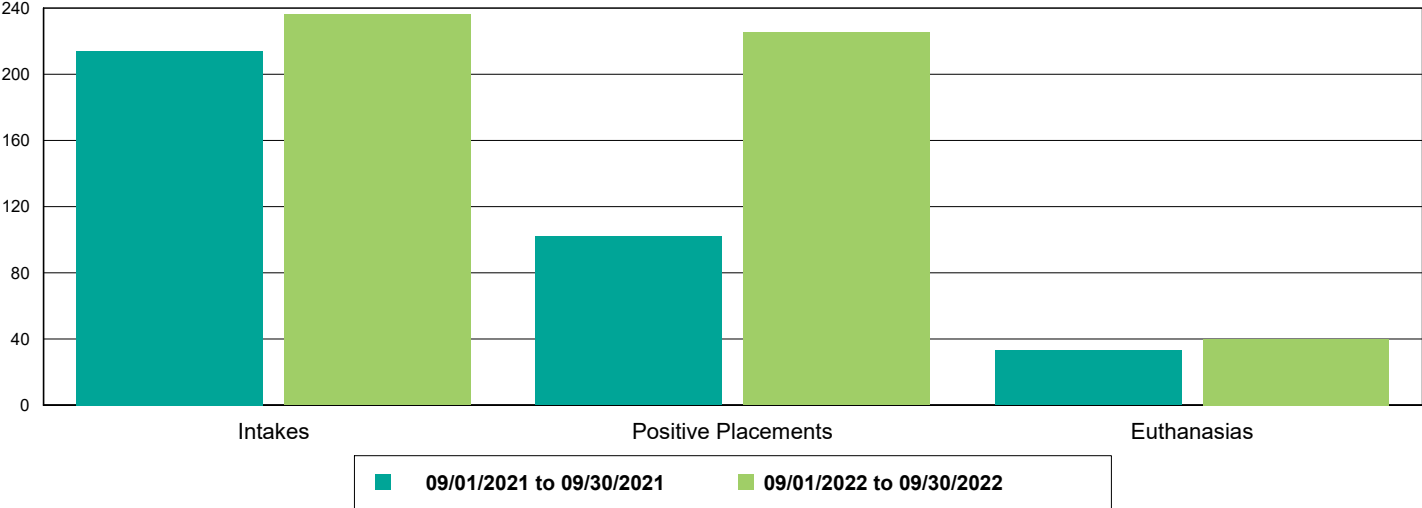


The Animal Foundation Dashboard



All of us for all of them.

Other Intakes, Positive Placements, and Euthanasias



The Animal Foundation Dashboard



All of us for all of them.

Live Release, Euthanasia, and Adoption Return Rates

09/01/21 to 09/30/21

09/01/22 to 09/30/22

Percent Change

All Jurisdictions

Total

Live Release Rate	81.42%	77.02%	-5.41%
Euthanasia Rate	14.55%	21.80%	49.79%
Adoption Return Rate	3.14%	5.14%	63.53%

Dogs and Cats

Live Release Rate	82.99%	76.42%	-7.91%
Euthanasia Rate	13.73%	22.76%	65.78%
Adoption Return Rate	3.24%	6.14%	89.46%

Young (<= 5 mo)

Live Release Rate	67.86%	92.18%	35.85%
Euthanasia Rate	19.64%	6.44%	-67.23%
Adoption Return Rate	0.00%	2.41%	241.38%

Adult (>= 6 mo)

Live Release Rate	86.02%	72.28%	-15.97%
Euthanasia Rate	12.54%	27.05%	115.65%
Adoption Return Rate	3.89%	8.33%	114.44%

Dogs

Live Release Rate	87.91%	74.85%	-14.86%
Euthanasia Rate	11.00%	24.54%	123.06%
Adoption Return Rate	3.82%	8.03%	110.14%

Young (<= 5 mo)

Live Release Rate	94.59%	97.41%	2.98%
Euthanasia Rate	2.70%	1.72%	-36.21%
Adoption Return Rate	0.00%	2.53%	253.16%

Adult (>= 6 mo)

Live Release Rate	87.32%	72.65%	-16.80%
Euthanasia Rate	11.73%	26.76%	128.15%
Adoption Return Rate	4.10%	9.16%	123.23%

Cats

Live Release Rate	72.27%	79.05%	9.38%
Euthanasia Rate	19.67%	19.80%	0.65%
Adoption Return Rate	2.29%	3.43%	49.92%

Young (<= 5 mo)

Live Release Rate	54.67%	90.28%	65.15%
Euthanasia Rate	28.00%	8.15%	-70.89%
Adoption Return Rate	0.00%	2.37%	236.97%

Adult (>= 6 mo)

Live Release Rate	81.99%	71.34%	-12.99%
Euthanasia Rate	15.07%	27.80%	84.44%
Adoption Return Rate	3.39%	5.45%	60.91%

Others

Live Release Rate	67.55%	81.52%	20.68%
Euthanasia Rate	21.85%	14.49%	-33.68%
Adoption Return Rate	2.56%	1.05%	-59.16%

The Animal Foundation Dashboard



All of us for all of them.

Young (<= 5 mo)

Live Release Rate	100.00%	93.75%	-6.25%
Euthanasia Rate	0.00%	6.25%	625.00%
Adoption Return Rate	0.00%	0.00%	0.00%

Adult (>= 6 mo)

Live Release Rate	66.44%	80.77%	21.57%
Euthanasia Rate	22.60%	15.00%	-33.64%
Adoption Return Rate	2.74%	1.09%	-60.11%