

# The Animal Foundation Dashboard



All of us for all of them.

## Intake Totals

	01/01/19 to 01/31/19	01/01/20 to 01/31/20	Percent Change
<b>All Jurisdictions</b>	<b>1,954</b>	<b>1,895</b>	<b>-3.02%</b>
<b>Dogs</b>	<b>1,412</b>	<b>1,354</b>	<b>-4.11%</b>
<b>Picked up by Animal Control</b>	804	754	-6.22%
<b>Stray Animals</b>	535	516	-3.55%
<b>Owner Surrenders</b>	76	47	-38.16%
<b>Confiscations</b>	193	191	-1.04%
<b>Dropped off at The Animal Foundation</b>	608	600	-1.32%
<b>Stray Animals</b>	462	486	5.19%
<b>Owner Surrenders</b>	103	60	-41.75%
<b>Adoption Returns</b>	42	54	28.57%
<b>Born at TAF</b>	1	0	-100.00%
<b>Cats</b>	<b>435</b>	<b>419</b>	<b>-3.68%</b>
<b>Picked up by Animal Control</b>	164	202	23.17%
<b>Stray Animals</b>	104	131	25.96%
<b>Owner Surrenders</b>	12	14	16.67%
<b>Confiscations</b>	48	57	18.75%
<b>Dropped off at The Animal Foundation</b>	271	217	-19.93%
<b>Stray Animals</b>	211	189	-10.43%
<b>Owner Surrenders</b>	53	25	-52.83%
<b>Adoption Returns</b>	6	3	-50.00%
<b>Born at TAF</b>	1	0	-100.00%
<b>Others</b>	<b>107</b>	<b>122</b>	<b>14.02%</b>
<b>Picked up by Animal Control</b>	77	66	-14.29%
<b>Stray Animals</b>	52	47	-9.62%
<b>Owner Surrenders</b>	12	0	-100.00%
<b>Confiscations</b>	13	19	46.15%
<b>Dropped off at The Animal Foundation</b>	30	56	86.67%
<b>Stray Animals</b>	25	26	4.00%
<b>Owner Surrenders</b>	4	23	475.00%
<b>Adoption Returns</b>	1	1	0.00%
<b>Born at TAF</b>	0	6	600.00%

# The Animal Foundation Dashboard



All of us for all of them.

## Outcome Totals

	01/01/19 to 01/31/19	01/01/20 to 01/31/20	Percent Change
<b>All Jurisdictions</b>	<b>1,914</b>	<b>1,918</b>	<b>0.21%</b>
<b>Dogs</b>	<b>1,398</b>	<b>1,336</b>	<b>-4.43%</b>
Adoption	634	580	-8.52%
Died	7	3	-57.14%
Euthanasia	109	122	11.93%
Missing/Escaped	1	1	0.00%
Returned to Owner	409	412	0.73%
Transfer	238	218	-8.40%
<b>Cats</b>	<b>407</b>	<b>451</b>	<b>10.81%</b>
Adoption	172	201	16.86%
Died	3	2	-33.33%
Euthanasia	66	56	-15.15%
Missing/Escaped	2	0	-100.00%
Returned to Owner	23	26	13.04%
RTF	17	25	47.06%
SNR	58	112	93.10%
Transfer	66	29	-56.06%
<b>Others</b>	<b>109</b>	<b>131</b>	<b>20.18%</b>
Adoption	61	64	4.92%
Died	9	7	-22.22%
Euthanasia	17	16	-5.88%
Returned to Owner	4	7	75.00%
RTF	1	0	-100.00%
Transfer	17	37	117.65%

# The Animal Foundation Dashboard



All of us for all of them.

## Foster Statistics

01/01/19 to 01/31/19

01/01/20 to 01/31/20

Percent Change

### All Jurisdictions

#### Total

Animals Sent to Foster	170	205	20.59%
Animal Returned from Foster	187	259	38.50%
Foster Parents	125	135	8.00%
Avg. Time in Foster	29	34	17.44%

#### Dogs

Animals Sent to Foster	128	149	16.41%
Animal Returned from Foster	136	158	16.18%
Foster Parents	99	106	7.07%
Avg. Time in Foster	22	16	-26.58%

#### Cats

Animals Sent to Foster	42	42	0.00%
Animal Returned from Foster	48	91	89.58%
Foster Parents	27	25	-7.41%
Avg. Time in Foster	48	68	41.28%

#### Others

Animals Sent to Foster	0	14	1,400.00%
Animal Returned from Foster	3	10	233.33%
Foster Parents	0	6	600.00%
Avg. Time in Foster	35	8	-76.00%

# The Animal Foundation Dashboard



All of us for all of them.

## Shelter Surgery Totals

	1/1/2019 to 1/31/2019	1/1/2020 to 1/31/2020	Percent Change
<b>All Jurisdictions</b>	<b>1,135</b>	<b>1,169</b>	<b>3.00%</b>
<b>Dogs</b>	<b>720</b>	<b>625</b>	<b>-13.19%</b>
Spay/Neuter	711	618	-13.08%
Adoption	430	368	-14.42%
Transfer to Partner	80	78	-2.50%
Returned to Owner	134	132	-1.49%
Foster	58	36	-37.93%
Other Outcomes	9	4	-55.56%
Other Surgery	9	7	-22.22%
Adoption	3	1	-66.67%
Transfer to Partner	1	1	0.00%
Returned to Owner	2	4	100.00%
Foster	3	0	-100.00%
Other Outcomes	0	1	100.00%
<b>Cats</b>	<b>399</b>	<b>527</b>	<b>32.08%</b>
Spay/Neuter	393	520	32.32%
Adoption	101	104	2.97%
Transfer to Partner	12	4	-66.67%
Returned to Owner	3	2	-33.33%
SNR	55	107	94.55%
TNR	200	292	46.00%
Foster	22	9	-59.09%
Other Outcomes	0	2	200.00%
Other Surgery	6	7	16.67%
Adoption	2	2	0.00%
Transfer to Partner	0	2	200.00%
Returned to Owner	1	0	-100.00%
SNR	1	0	-100.00%
RTF	1	0	-100.00%
Foster	1	2	100.00%
Other Outcomes	0	1	100.00%
<b>Others</b>	<b>16</b>	<b>17</b>	<b>6.25%</b>
Spay/Neuter	16	17	6.25%
Adoption	16	16	0.00%
Foster	0	1	100.00%

# The Animal Foundation Dashboard



All of us for all of them.

## Public Services

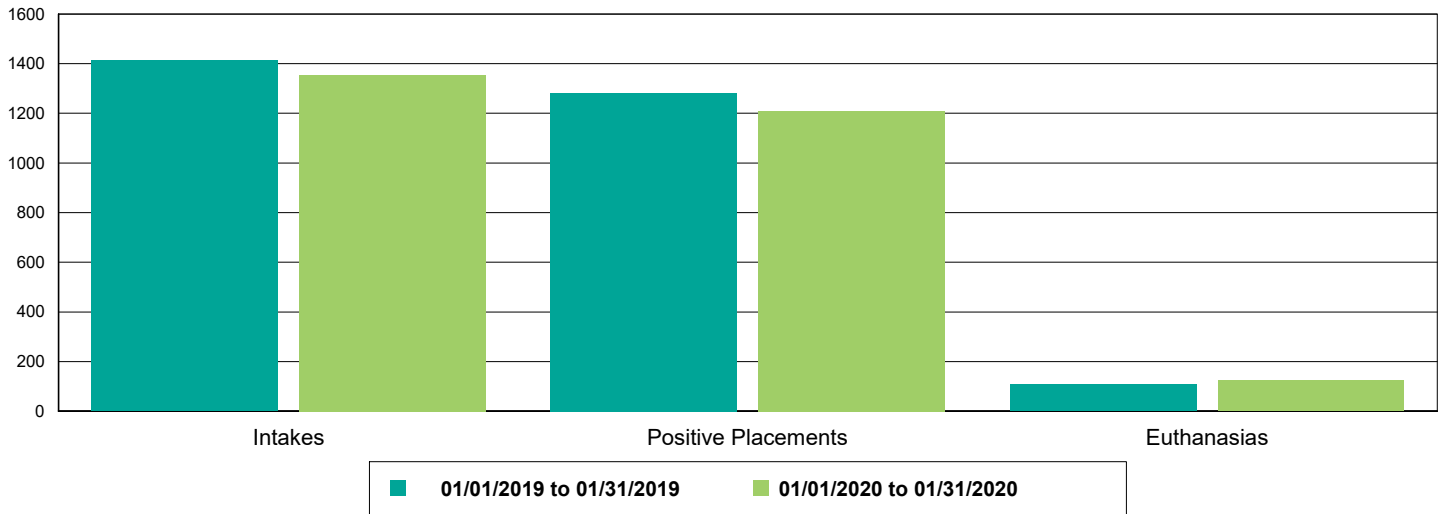
	01/01/19 to 01/31/19	01/01/20 to 01/31/20	Percent Change
<b>Dogs</b>	<b>1,469</b>	<b>1,786</b>	<b>21.58%</b>
Owner Requested Euthanasia	154	200	29.87%
Public S/N Clinic - Microchips Implanted	81	83	2.47%
Public S/N Clinic - Surgeries	202	253	25.25%
Public S/N Clinic - Animals Vaccinated	131	178	35.88%
Bordetella	104	158	51.92%
DAPPv	114	153	34.21%
Deworming	30	60	100.00%
Rabies	96	131	36.46%
Vaccine Clinic - Microchips Implanted	108	96	-11.11%
Vaccine Clinic - Animals Vaccinated	1,108	1,327	19.77%
Bordetella	655	520	-20.61%
DAPPv	1,073	1,269	18.27%
Deworming	627	742	18.34%
K9 H3N2	97	21	-78.35%
Rabies	547	668	22.12%
<b>Cats</b>	<b>269</b>	<b>317</b>	<b>17.84%</b>
Owner Requested Euthanasia	55	53	-3.64%
Public S/N Clinic - Feline Testing - Cats Tested	9	6	-33.33%
Public S/N Clinic - Microchips Implanted	55	42	-23.64%
Public S/N Clinic - Surgeries	122	124	1.64%
Public S/N Clinic - Animals Vaccinated	106	98	-7.55%
Deworming	33	59	78.79%
FeLV	39	11	-71.79%
FRCPC	104	0	-100.00%
Rabies	94	94	0.00%
Vaccine Clinic - Microchips Implanted	13	14	7.69%
Vaccine Clinic - Animals Vaccinated	90	145	61.11%
Deworming	43	60	39.53%
FeLV	25	21	-16.00%
FRCPC	78	0	-100.00%
FVRCP	0	127	12,700.00%
Rabies	54	99	83.33%
<b>Others</b>	<b>1</b>	<b>1</b>	<b>0.00%</b>
Owner Requested Euthanasia	1	1	0.00%

# The Animal Foundation Dashboard

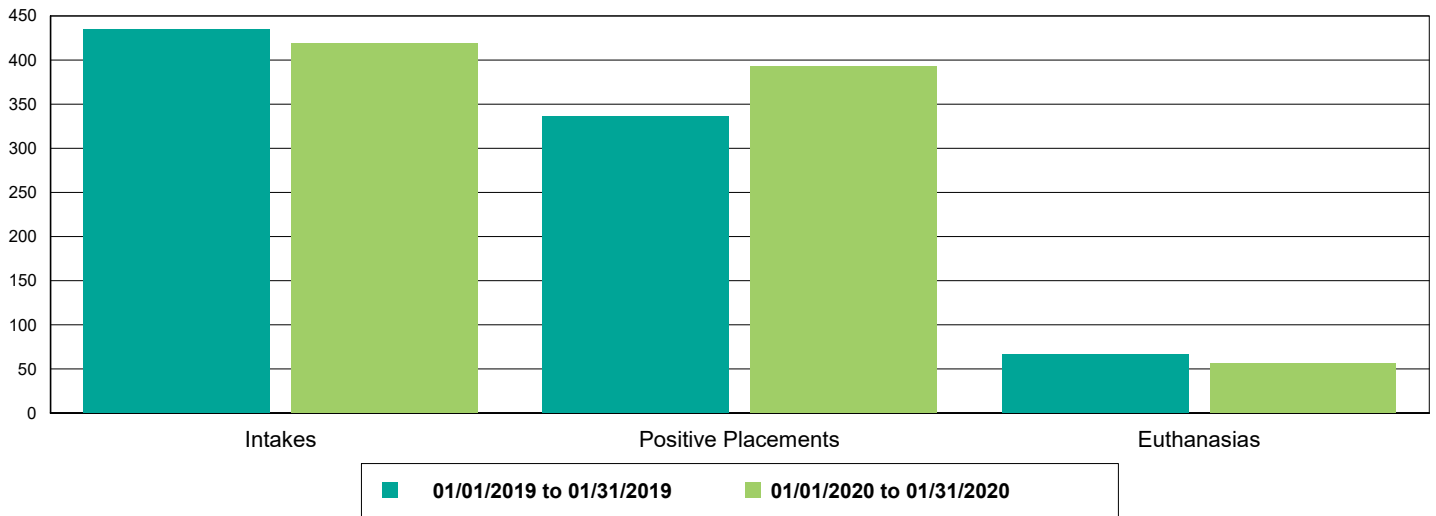


All of us for all of them.

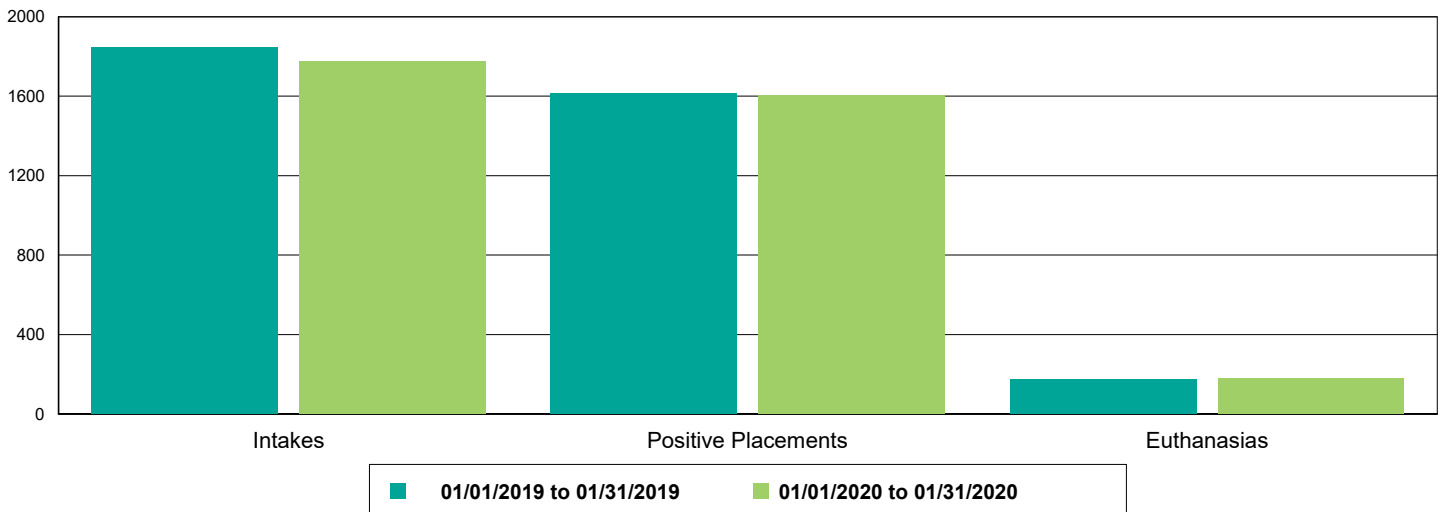
## Dog Intakes, Positive Placements, and Euthanasias



## Cat Intakes, Positive Placements, and Euthanasias



## Dogs And Cats Intakes, Positive Placements, and Euthanasias

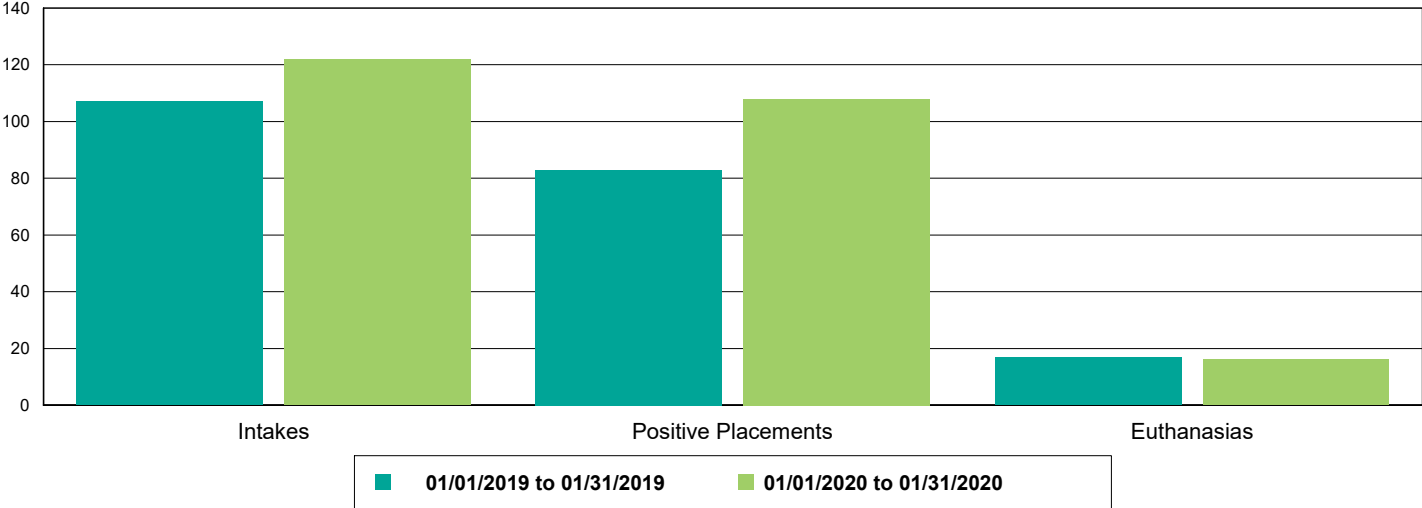


# The Animal Foundation Dashboard



All of us for all of them.

## Other Intakes, Positive Placements, and Euthanasias



# The Animal Foundation Dashboard



All of us for all of them.

## Live Release, Euthanasia, and Adoption Return Rates

01/01/19 to 01/31/19

01/01/20 to 01/31/20

Percent Change

### All Jurisdictions

#### Total

Live Release Rate	89.19%	89.40%	0.23%
Euthanasia Rate	9.87%	10.09%	2.24%
Adoption Return Rate	5.80%	7.20%	24.11%

#### Dogs and Cats

Live Release Rate	89.58%	89.65%	0.08%
Euthanasia Rate	9.70%	10.01%	3.26%
Adoption Return Rate	5.96%	7.43%	24.70%

#### Young (<= 5 mo)

Live Release Rate	91.03%	94.35%	3.65%
Euthanasia Rate	4.49%	5.08%	13.32%
Adoption Return Rate	2.75%	1.63%	-40.92%

#### Adult (>= 6 mo)

Live Release Rate	89.45%	89.14%	-0.35%
Euthanasia Rate	10.19%	10.55%	3.58%
Adoption Return Rate	6.46%	8.51%	31.82%

#### Dogs

Live Release Rate	91.63%	90.50%	-1.23%
Euthanasia Rate	7.80%	9.20%	17.99%
Adoption Return Rate	6.62%	9.48%	43.14%

#### Young (<= 5 mo)

Live Release Rate	94.44%	96.51%	2.19%
Euthanasia Rate	2.22%	2.33%	4.65%
Adoption Return Rate	3.28%	1.92%	-41.35%

#### Adult (>= 6 mo)

Live Release Rate	91.44%	90.09%	-1.48%
Euthanasia Rate	8.18%	9.67%	18.24%
Adoption Return Rate	6.98%	10.23%	46.51%

#### Cats

Live Release Rate	82.56%	87.14%	5.55%
Euthanasia Rate	16.22%	12.42%	-23.43%
Adoption Return Rate	3.49%	1.49%	-57.21%

#### Young (<= 5 mo)

Live Release Rate	86.36%	92.31%	6.88%
Euthanasia Rate	7.58%	7.69%	1.54%
Adoption Return Rate	2.08%	1.41%	-32.39%

#### Adult (>= 6 mo)

Live Release Rate	81.82%	85.83%	4.91%
Euthanasia Rate	17.89%	13.61%	-23.91%
Adoption Return Rate	4.03%	1.54%	-61.85%

#### Others

Live Release Rate	76.15%	82.44%	8.27%
Euthanasia Rate	15.60%	12.21%	-21.69%
Adoption Return Rate	1.64%	1.56%	-4.69%



# The Animal Foundation Dashboard



All of us for all of them.

### Young (<= 5 mo)

<b>Live Release Rate</b>	66.67%	60.00%	-10.00%
<b>Euthanasia Rate</b>	0.00%	0.00%	0.00%
<b>Adoption Return Rate</b>	0.00%	0.00%	0.00%

### Adult (>= 6 mo)

<b>Live Release Rate</b>	76.42%	85.34%	11.69%
<b>Euthanasia Rate</b>	16.04%	13.79%	-14.00%
<b>Adoption Return Rate</b>	1.69%	1.79%	5.36%