

# The Animal Foundation Dashboard



All of us for all of them.

## Intake Totals

	10/01/21 to 10/31/21	10/01/22 to 10/31/22	Percent Change
<b>All Jurisdictions</b>	<b>2,028</b>	<b>1,263</b>	<b>-37.72%</b>
<b>Dogs</b>	<b>1,133</b>	<b>453</b>	<b>-60.02%</b>
Picked up by Animal Control	700	337	-51.86%
Stray Animals	457	205	-55.14%
Owner Surrenders	46	24	-47.83%
Confiscations	197	108	-45.18%
Dropped off at The Animal Foundation	433	116	-73.21%
Stray Animals	337	81	-75.96%
Owner Surrenders	72	27	-62.50%
Adoption Returns	24	8	-66.67%
<b>Cats</b>	<b>657</b>	<b>599</b>	<b>-8.83%</b>
Picked up by Animal Control	237	249	5.06%
Stray Animals	167	191	14.37%
Owner Surrenders	20	15	-25.00%
Confiscations	50	43	-14.00%
Dropped off at The Animal Foundation	420	350	-16.67%
Stray Animals	385	294	-23.64%
Owner Surrenders	30	44	46.67%
Adoption Returns	5	9	80.00%
Born at TAF	0	3	300.00%
<b>Others</b>	<b>238</b>	<b>211</b>	<b>-11.34%</b>
Picked up by Animal Control	167	101	-39.52%
Stray Animals	93	54	-41.94%
Owner Surrenders	20	0	-100.00%
Confiscations	54	47	-12.96%
Dropped off at The Animal Foundation	71	110	54.93%
Stray Animals	47	59	25.53%
Owner Surrenders	10	38	280.00%
Adoption Returns	0	4	400.00%
Born at TAF	14	9	-35.71%

# The Animal Foundation Dashboard



All of us for all of them.

## Outcome Totals

	10/01/21 to 10/31/21	10/01/22 to 10/31/22	Percent Change
<b>All Jurisdictions</b>	<b>1,764</b>	<b>1,543</b>	<b>-12.53%</b>
<b>Dogs</b>	<b>997</b>	<b>617</b>	<b>-38.11%</b>
Adoption	308	223	-27.60%
Died	5	1	-80.00%
Euthanasia	167	177	5.99%
Missing/Escaped	6	3	-50.00%
Returned to Owner	369	135	-63.41%
Transfer	142	78	-45.07%
<b>Cats</b>	<b>558</b>	<b>697</b>	<b>24.91%</b>
Adoption	203	361	77.83%
Died	28	9	-67.86%
Euthanasia	113	134	18.58%
Missing/Escaped	3	0	-100.00%
Returned to Owner	30	24	-20.00%
RTF	18	20	11.11%
SNR	130	94	-27.69%
Transfer	33	55	66.67%
<b>Others</b>	<b>209</b>	<b>229</b>	<b>9.57%</b>
Adoption	101	170	68.32%
Died	36	12	-66.67%
Euthanasia	35	22	-37.14%
Missing/Escaped	1	1	0.00%
Returned to Owner	9	13	44.44%
RTF	2	0	-100.00%
Transfer	25	11	-56.00%

# The Animal Foundation Dashboard



All of us for all of them.

## Foster Statistics

10/01/21 to 10/31/21      10/01/22 to 10/31/22      Percent Change

### All Jurisdictions

#### Total

Animals Sent to Foster	214	102	-52.34%
Animal Returned from Foster	122	220	80.33%
Foster Parents	94	44	-53.19%
Avg. Time in Foster	55	69	26.22%

#### Dogs

Animals Sent to Foster	25	2	-92.00%
Animal Returned from Foster	25	58	132.00%
Foster Parents	20	2	-90.00%
Avg. Time in Foster	51	49	-3.49%

#### Cats

Animals Sent to Foster	165	94	-43.03%
Animal Returned from Foster	88	150	70.45%
Foster Parents	70	41	-41.43%
Avg. Time in Foster	58	78	36.20%

#### Others

Animals Sent to Foster	24	6	-75.00%
Animal Returned from Foster	9	12	33.33%
Foster Parents	6	1	-83.33%
Avg. Time in Foster	41	54	33.08%

## Foster to Adopt Statistics

10/01/21 to 10/31/21      10/01/22 to 10/31/22      Percent Change

### All Jurisdictions

#### Total

Animals Sent to Foster to Adopt	508	14	-97.24%
Animal Returned from Foster to Adopt	180	100	-44.44%
Foster to Adopt Parents	484	13	-97.31%
Avg. Time in Foster to Adopt	64	273	326.31%

#### Dogs

Animals Sent to Foster to Adopt	302	6	-98.01%
Animal Returned from Foster to Adopt	117	50	-57.26%
Foster to Adopt Parents	297	6	-97.98%
Avg. Time in Foster to Adopt	61	251	315.25%

#### Cats

Animals Sent to Foster to Adopt	201	8	-96.02%
Animal Returned from Foster to Adopt	55	48	-12.73%
Foster to Adopt Parents	182	7	-96.15%
Avg. Time in Foster to Adopt	72	300	315.13%

#### Others

Animals Sent to Foster to Adopt	5	0	-100.00%
Animal Returned from Foster to Adopt	8	2	-75.00%
Foster to Adopt Parents	5	0	-100.00%
Avg. Time in Foster to Adopt	57	144	154.14%

# The Animal Foundation Dashboard



All of us for all of them.

## Shelter Surgery Totals

	10/1/2021 to 10/31/2021	10/1/2022 to 10/31/2022	Percent Change
<b>All Jurisdictions</b>	<b>390</b>	<b>632</b>	<b>62.05%</b>
<b>Dogs</b>	<b>245</b>	<b>207</b>	<b>-15.51%</b>
Spay/Neuter	245	207	-15.51%
Adoption	98	116	18.37%
Transfer to Partner	15	9	-40.00%
Returned to Owner	123	35	-71.54%
Foster	7	34	385.71%
Other Outcomes	2	13	550.00%
<b>Cats</b>	<b>124</b>	<b>387</b>	<b>212.10%</b>
Spay/Neuter	124	387	212.10%
Adoption	57	256	349.12%
Transfer to Partner	0	4	400.00%
Returned to Owner	6	12	100.00%
SNR	34	83	144.12%
Foster	13	20	53.85%
Other Outcomes	14	12	-14.29%
<b>Others</b>	<b>21</b>	<b>38</b>	<b>80.95%</b>
Spay/Neuter	21	38	80.95%
Adoption	13	36	176.92%
Transfer to Partner	6	0	-100.00%
Returned to Owner	1	1	0.00%
Foster	0	1	100.00%
Other Outcomes	1	0	-100.00%

# The Animal Foundation Dashboard



All of us for all of them.

## Public Services

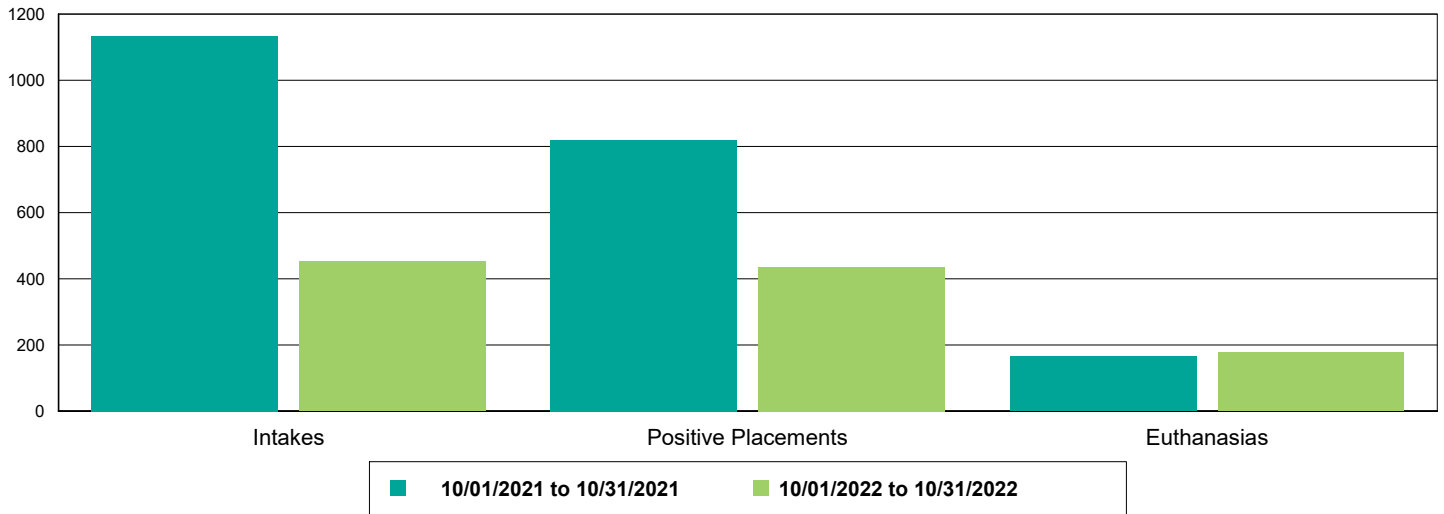
	10/01/21 to 10/31/21	10/01/22 to 10/31/22	Percent Change
<b>Dogs</b>	<b>304</b>	<b>223</b>	<b>-26.64%</b>
Owner Requested Euthanasia	143	90	-37.06%
Vaccine Clinic - Microchips Implanted	9	0	-100.00%
Vaccine Clinic - Animals Vaccinated	157	133	-15.29%
Bordetella	88	1	-98.86%
DAPPv	125	126	0.80%
Deworming	55	0	-100.00%
K9 FLU BIVALENT	7	0	-100.00%
Rabies	102	119	16.67%
<b>Cats</b>	<b>83</b>	<b>60</b>	<b>-27.71%</b>
Owner Requested Euthanasia	42	38	-9.52%
Vaccine Clinic - Microchips Implanted	3	0	-100.00%
Vaccine Clinic - Animals Vaccinated	41	22	-46.34%
Deworming	22	0	-100.00%
FeLV	1	0	-100.00%
FRCPC	38	21	-44.74%
Rabies	22	21	-4.55%
<b>Others</b>	<b>4</b>	<b>2</b>	<b>-50.00%</b>
Owner Requested Euthanasia	4	2	-50.00%

# The Animal Foundation Dashboard

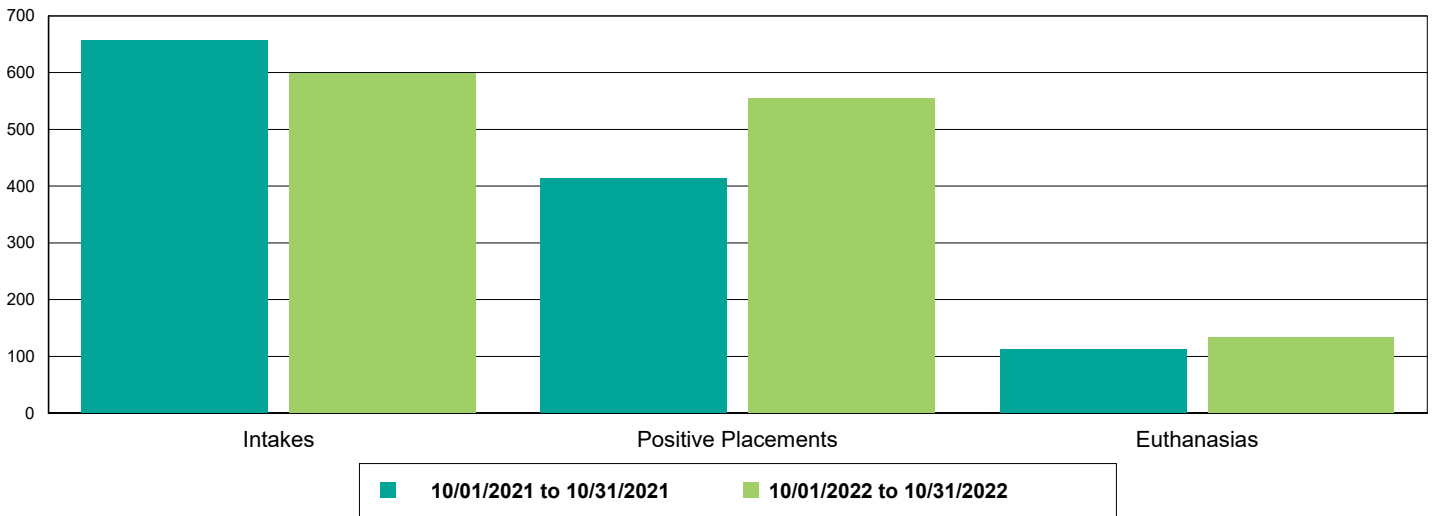


All of us for all of them.

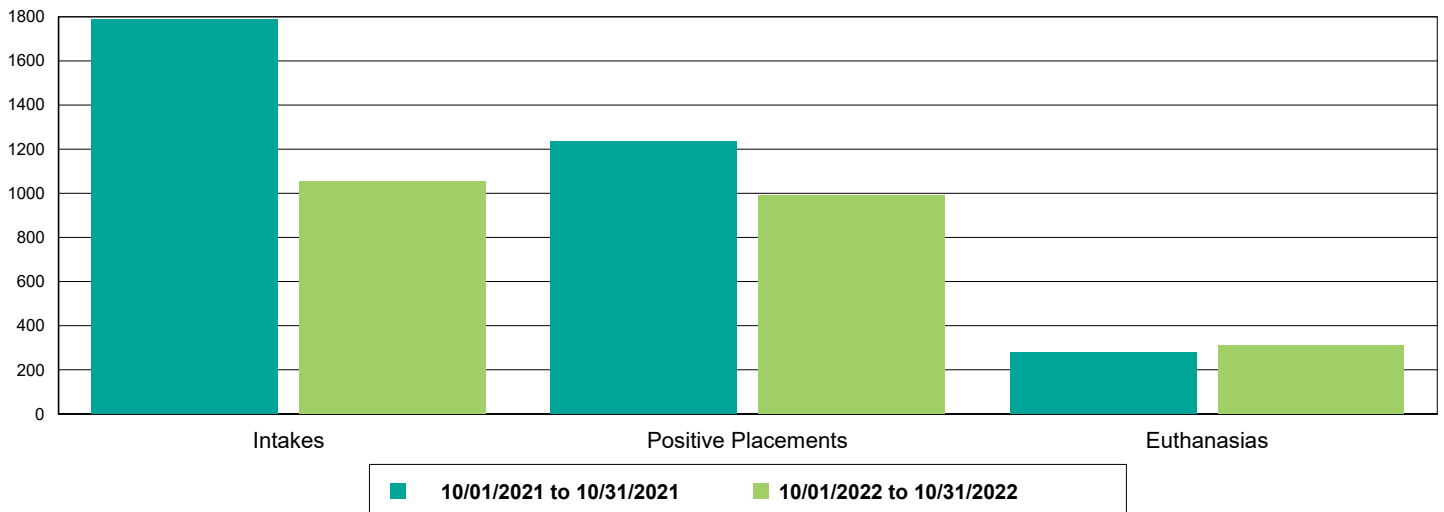
## Dog Intakes, Positive Placements, and Euthanasias



## Cat Intakes, Positive Placements, and Euthanasias



## Dogs And Cats Intakes, Positive Placements, and Euthanasias

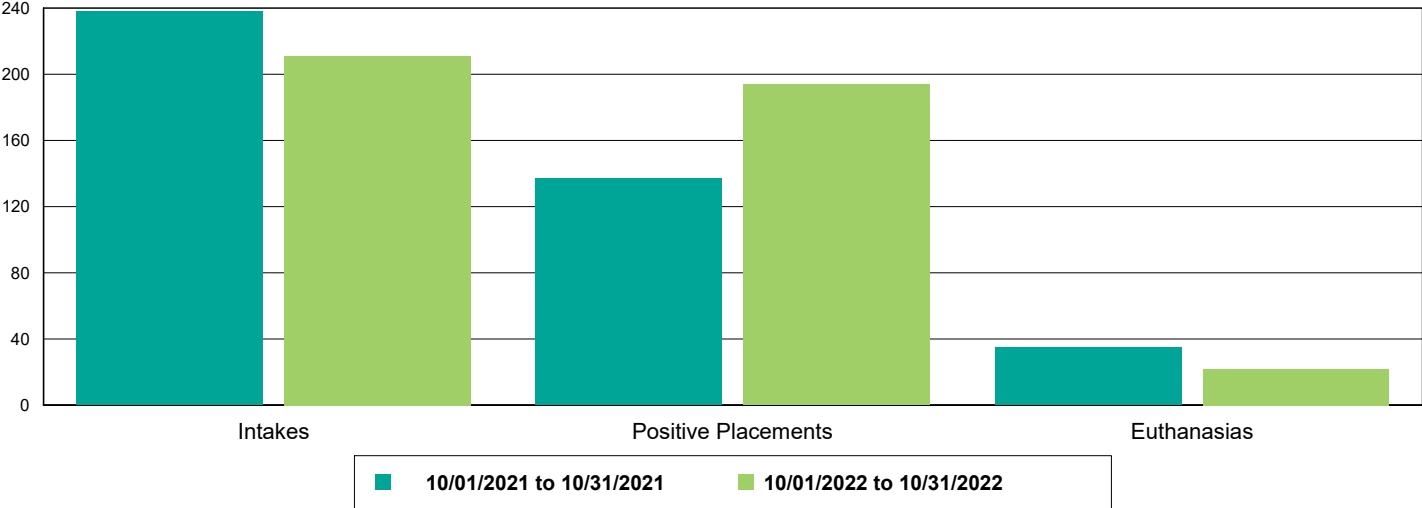


# The Animal Foundation Dashboard



All of us for all of them.

## Other Intakes, Positive Placements, and Euthanasias



# The Animal Foundation Dashboard



All of us for all of them.

## Live Release, Euthanasia, and Adoption Return Rates

10/01/21 to 10/31/21

10/01/22 to 10/31/22

Percent Change

### All Jurisdictions

#### Total

Live Release Rate	77.66%	76.73%	-1.20%
Euthanasia Rate	17.86%	21.58%	20.86%
Adoption Return Rate	4.74%	2.79%	-41.22%

#### Dogs and Cats

Live Release Rate	79.29%	75.34%	-4.98%
Euthanasia Rate	18.01%	23.67%	31.44%
Adoption Return Rate	5.68%	2.91%	-48.71%

#### Young (<= 5 mo)

Live Release Rate	73.89%	86.93%	17.64%
Euthanasia Rate	15.93%	12.72%	-20.14%
Adoption Return Rate	0.00%	2.12%	211.64%

#### Adult (>= 6 mo)

Live Release Rate	80.21%	72.16%	-10.03%
Euthanasia Rate	18.36%	26.67%	45.28%
Adoption Return Rate	6.74%	3.29%	-51.20%

#### Dogs

Live Release Rate	82.15%	70.66%	-13.98%
Euthanasia Rate	16.75%	28.69%	71.26%
Adoption Return Rate	7.79%	3.59%	-53.96%

#### Young (<= 5 mo)

Live Release Rate	96.67%	91.11%	-5.75%
Euthanasia Rate	0.00%	8.89%	888.89%
Adoption Return Rate	0.00%	3.33%	333.33%

#### Adult (>= 6 mo)

Live Release Rate	81.22%	69.06%	-14.97%
Euthanasia Rate	17.82%	30.24%	69.70%
Adoption Return Rate	8.28%	3.63%	-56.17%

#### Cats

Live Release Rate	74.19%	79.48%	7.13%
Euthanasia Rate	20.25%	19.23%	-5.06%
Adoption Return Rate	2.46%	2.49%	1.22%

#### Young (<= 5 mo)

Live Release Rate	65.66%	86.13%	31.18%
Euthanasia Rate	21.69%	13.45%	-38.00%
Adoption Return Rate	0.00%	1.89%	188.68%

#### Adult (>= 6 mo)

Live Release Rate	77.81%	76.03%	-2.28%
Euthanasia Rate	19.64%	22.22%	13.13%
Adoption Return Rate	3.57%	2.97%	-16.83%

#### Others

Live Release Rate	65.55%	84.72%	29.24%
Euthanasia Rate	16.75%	9.61%	-42.63%
Adoption Return Rate	0.00%	2.35%	235.29%



# The Animal Foundation Dashboard



*All of us for all of them.*

### Young (<= 5 mo)

<b>Live Release Rate</b>	63.64%	88.89%	39.68%
<b>Euthanasia Rate</b>	9.09%	0.00%	-100.00%
<b>Adoption Return Rate</b>	0.00%	0.00%	0.00%

### Adult (>= 6 mo)

<b>Live Release Rate</b>	65.66%	84.55%	28.77%
<b>Euthanasia Rate</b>	17.17%	10.00%	-41.76%
<b>Adoption Return Rate</b>	0.00%	2.45%	245.40%