

# The Animal Foundation Dashboard



All of us for all of them.

## Intake Totals

	05/01/21 to 05/31/21	05/01/22 to 05/31/22	Percent Change
<b>All Jurisdictions</b>	<b>1,988</b>	<b>2,540</b>	<b>27.77%</b>
<b>Dogs</b>	<b>990</b>	<b>1,294</b>	<b>30.71%</b>
<b>Picked up by Animal Control</b>	656	767	16.92%
<b>Stray Animals</b>	432	510	18.06%
<b>Owner Surrenders</b>	43	44	2.33%
<b>Confiscations</b>	181	213	17.68%
<b>Dropped off at The Animal Foundation</b>	334	527	57.78%
<b>Stray Animals</b>	241	381	58.09%
<b>Owner Surrenders</b>	53	79	49.06%
<b>Adoption Returns</b>	40	55	37.50%
<b>Born at TAF</b>	0	12	1,200.00%
<b>Cats</b>	<b>719</b>	<b>990</b>	<b>37.69%</b>
<b>Picked up by Animal Control</b>	365	363	-0.55%
<b>Stray Animals</b>	304	264	-13.16%
<b>Owner Surrenders</b>	18	9	-50.00%
<b>Confiscations</b>	43	90	109.30%
<b>Dropped off at The Animal Foundation</b>	354	627	77.12%
<b>Stray Animals</b>	309	570	84.47%
<b>Owner Surrenders</b>	37	46	24.32%
<b>Adoption Returns</b>	8	8	0.00%
<b>Born at TAF</b>	0	3	300.00%
<b>Others</b>	<b>279</b>	<b>256</b>	<b>-8.24%</b>
<b>Picked up by Animal Control</b>	202	151	-25.25%
<b>Stray Animals</b>	139	97	-30.22%
<b>Owner Surrenders</b>	2	0	-100.00%
<b>Confiscations</b>	61	54	-11.48%
<b>Dropped off at The Animal Foundation</b>	77	105	36.36%
<b>Stray Animals</b>	44	63	43.18%
<b>Owner Surrenders</b>	31	23	-25.81%
<b>Adoption Returns</b>	2	6	200.00%
<b>Born at TAF</b>	0	13	1,300.00%

# The Animal Foundation Dashboard



All of us for all of them.

## Outcome Totals

	05/01/21 to 05/31/21	05/01/22 to 05/31/22	Percent Change
<b>All Jurisdictions</b>	<b>1,771</b>	<b>2,425</b>	<b>36.93%</b>
<b>Dogs</b>	<b>906</b>	<b>1,340</b>	<b>47.90%</b>
Adoption	401	610	52.12%
Died	3	3	0.00%
Euthanasia	70	139	98.57%
Missing/Escaped	0	5	500.00%
Returned to Owner	329	389	18.24%
Transfer	103	194	88.35%
<b>Cats</b>	<b>622</b>	<b>866</b>	<b>39.23%</b>
Adoption	325	395	21.54%
Died	20	30	50.00%
Euthanasia	81	158	95.06%
Missing/Escaped	0	2	200.00%
Returned to Owner	19	29	52.63%
RTF	21	30	42.86%
SNR	73	134	83.56%
Transfer	83	88	6.02%
<b>Others</b>	<b>243</b>	<b>219</b>	<b>-9.88%</b>
Adoption	61	98	60.66%
Died	41	7	-82.93%
Euthanasia	78	68	-12.82%
Missing/Escaped	0	1	100.00%
Returned to Owner	4	8	100.00%
RTF	6	6	0.00%
Transfer	53	31	-41.51%

# The Animal Foundation Dashboard



All of us for all of them.

## Foster Statistics

05/01/21 to 05/31/21      05/01/22 to 05/31/22      Percent Change

### All Jurisdictions

#### Total

Animals Sent to Foster	252	324	28.57%
Animal Returned from Foster	222	294	32.43%
Foster Parents	115	141	22.61%
Avg. Time in Foster	30	59	98.16%

#### Dogs

Animals Sent to Foster	44	47	6.82%
Animal Returned from Foster	41	81	97.56%
Foster Parents	35	41	17.14%
Avg. Time in Foster	16	39	136.18%

#### Cats

Animals Sent to Foster	193	276	43.01%
Animal Returned from Foster	171	205	19.88%
Foster Parents	79	101	27.85%
Avg. Time in Foster	34	68	97.23%

#### Others

Animals Sent to Foster	15	1	-93.33%
Animal Returned from Foster	10	8	-20.00%
Foster Parents	2	1	-50.00%
Avg. Time in Foster	9	49	439.41%

## Foster to Adopt Statistics

05/01/21 to 05/31/21      05/01/22 to 05/31/22      Percent Change

### All Jurisdictions

#### Total

Animals Sent to Foster to Adopt	104	58	-44.23%
Animal Returned from Foster to Adopt	81	169	108.64%
Foster to Adopt Parents	101	54	-46.53%
Avg. Time in Foster to Adopt	18	173	855.83%

#### Dogs

Animals Sent to Foster to Adopt	23	11	-52.17%
Animal Returned from Foster to Adopt	21	112	433.33%
Foster to Adopt Parents	23	11	-52.17%
Avg. Time in Foster to Adopt	13	174	1,275.44%

#### Cats

Animals Sent to Foster to Adopt	81	40	-50.62%
Animal Returned from Foster to Adopt	59	55	-6.78%
Foster to Adopt Parents	78	37	-52.56%
Avg. Time in Foster to Adopt	20	174	767.65%

#### Others

Animals Sent to Foster to Adopt	0	7	700.00%
Animal Returned from Foster to Adopt	1	2	100.00%
Foster to Adopt Parents	0	6	600.00%
Avg. Time in Foster to Adopt	15	79	430.78%

# The Animal Foundation Dashboard



All of us for all of them.

## Shelter Surgery Totals

	5/1/2021 to 5/31/2021	5/1/2022 to 5/31/2022	Percent Change
<b>All Jurisdictions</b>	<b>758</b>	<b>896</b>	<b>18.21%</b>
<b>Dogs</b>	<b>385</b>	<b>555</b>	<b>44.16%</b>
Spay/Neuter	385	555	44.16%
Adoption	205	317	54.63%
Transfer to Partner	36	33	-8.33%
Returned to Owner	124	176	41.94%
Foster	18	17	-5.56%
Other Outcomes	2	12	500.00%
<b>Cats</b>	<b>364</b>	<b>333</b>	<b>-8.52%</b>
Spay/Neuter	364	333	-8.52%
Adoption	252	243	-3.57%
Transfer to Partner	6	3	-50.00%
Returned to Owner	10	6	-40.00%
SNR	48	57	18.75%
TNR	30	0	-100.00%
Foster	7	16	128.57%
Other Outcomes	11	8	-27.27%
<b>Others</b>	<b>9</b>	<b>8</b>	<b>-11.11%</b>
Spay/Neuter	9	8	-11.11%
Adoption	6	8	33.33%
Transfer to Partner	1	0	-100.00%
Foster	1	0	-100.00%
Other Outcomes	1	0	-100.00%

# The Animal Foundation Dashboard



All of us for all of them.

## Public Services

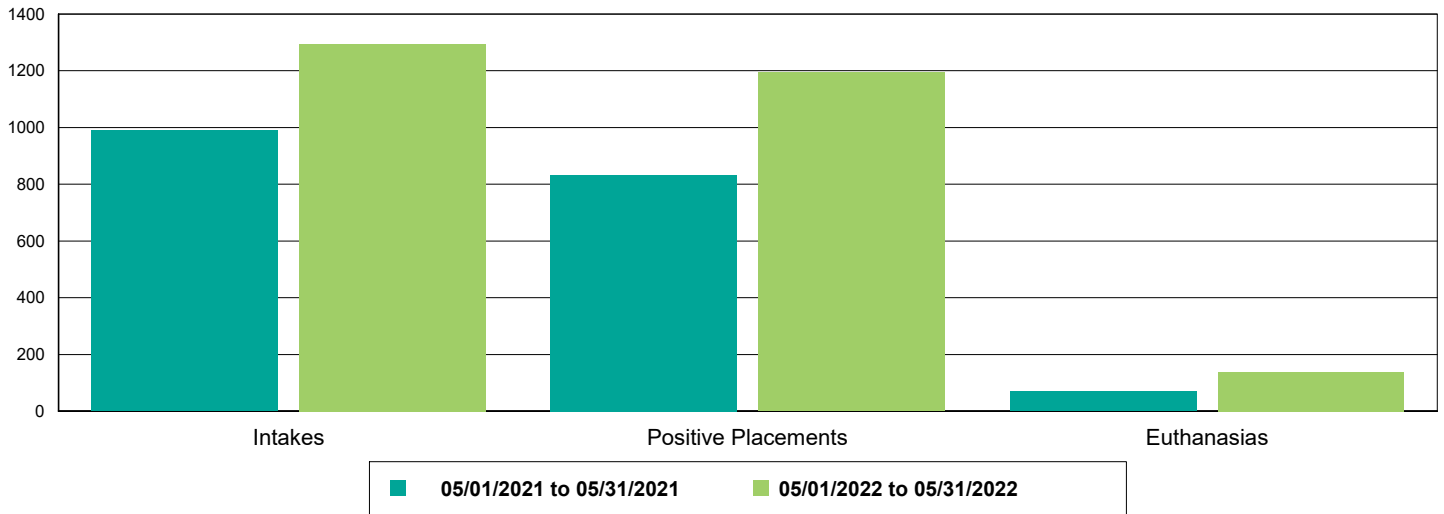
	05/01/21 to 05/31/21	05/01/22 to 05/31/22	Percent Change
<b>Dogs</b>	<b>601</b>	<b>112</b>	<b>-81.36%</b>
Owner Requested Euthanasia	137	106	-22.63%
Vaccine Clinic - Microchips Implanted	50	1	-98.00%
Vaccine Clinic - Animals Vaccinated	453	6	-98.68%
Bordetella	160	6	-96.25%
DAPPv	411	5	-98.78%
Deworming	214	5	-97.66%
K9 FLU BIVALENT	3	0	-100.00%
Rabies	277	5	-98.19%
<b>Cats</b>	<b>124</b>	<b>43</b>	<b>-65.32%</b>
Owner Requested Euthanasia	26	43	65.38%
Vaccine Clinic - Microchips Implanted	11	0	-100.00%
Vaccine Clinic - Animals Tested	5	0	-100.00%
FELV/FIV	5	0	-100.00%
Vaccine Clinic - Animals Vaccinated	98	0	-100.00%
Deworming	40	0	-100.00%
FeLV	7	0	-100.00%
FRCPC	90	0	-100.00%
Rabies	55	0	-100.00%
<b>Others</b>	<b>1</b>	<b>1</b>	<b>0.00%</b>
Owner Requested Euthanasia	2	0	-100.00%

# The Animal Foundation Dashboard

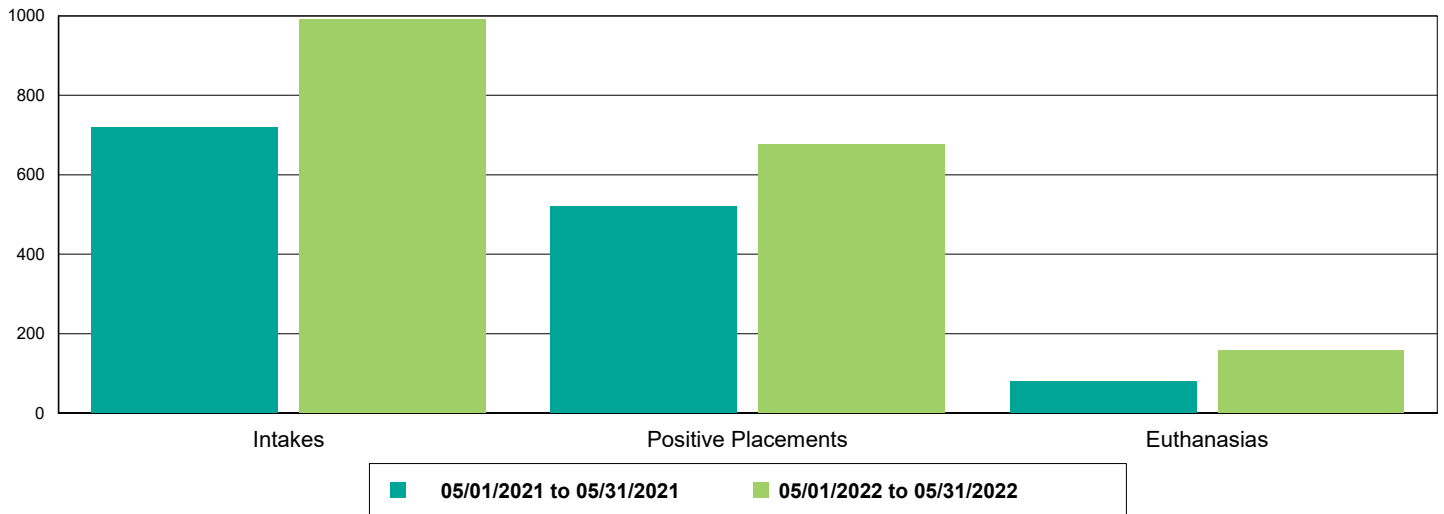


All of us for all of them.

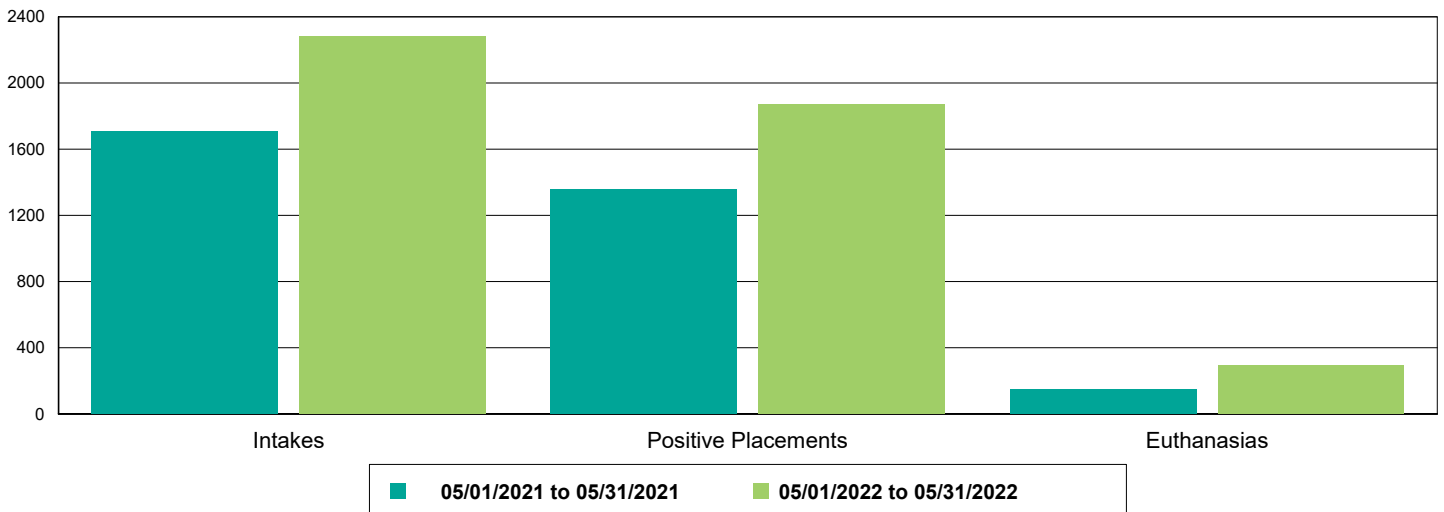
## Dog Intakes, Positive Placements, and Euthanasias



## Cat Intakes, Positive Placements, and Euthanasias



## Dogs And Cats Intakes, Positive Placements, and Euthanasias

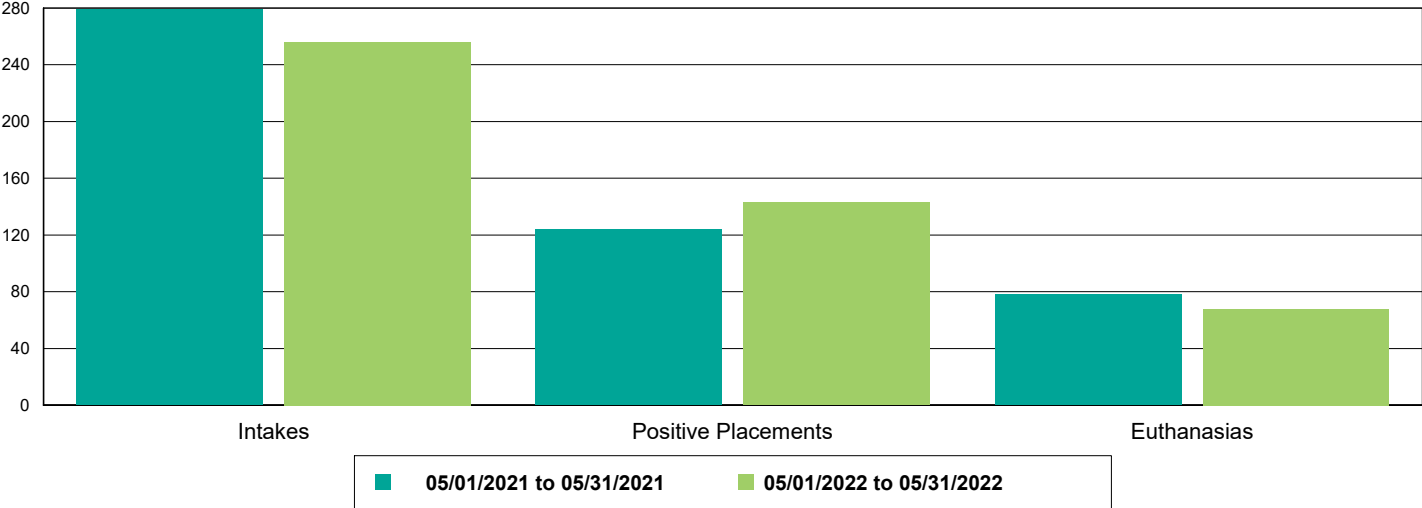


# The Animal Foundation Dashboard



All of us for all of them.

## Other Intakes, Positive Placements, and Euthanasias



# The Animal Foundation Dashboard



All of us for all of them.

## Live Release, Euthanasia, and Adoption Return Rates

05/01/21 to 05/31/21

05/01/22 to 05/31/22

Percent Change

### All Jurisdictions

Total			
Live Release Rate	83.46%	82.97%	-0.58%
Euthanasia Rate	12.93%	15.05%	16.40%
Adoption Return Rate	6.35%	6.26%	-1.54%

Dogs and Cats			
Live Release Rate	88.61%	84.72%	-4.39%
Euthanasia Rate	9.88%	13.46%	36.24%
Adoption Return Rate	6.61%	6.27%	-5.19%

Young (<= 5 mo)			
Live Release Rate	89.81%	84.21%	-6.24%
Euthanasia Rate	5.90%	10.33%	75.16%
Adoption Return Rate	1.82%	2.38%	30.95%

Adult (>= 6 mo)			
Live Release Rate	88.23%	84.88%	-3.79%
Euthanasia Rate	11.17%	14.41%	29.04%
Adoption Return Rate	9.53%	7.88%	-17.39%

Dogs			
Live Release Rate	91.94%	89.03%	-3.17%
Euthanasia Rate	7.73%	10.37%	34.26%
Adoption Return Rate	9.98%	9.02%	-9.61%

Young (<= 5 mo)			
Live Release Rate	97.96%	93.94%	-4.10%
Euthanasia Rate	0.00%	4.55%	454.55%
Adoption Return Rate	5.71%	5.88%	2.94%

Adult (>= 6 mo)			
Live Release Rate	91.60%	88.49%	-3.39%
Euthanasia Rate	8.17%	11.01%	34.79%
Adoption Return Rate	10.38%	9.41%	-9.37%

Cats			
Live Release Rate	83.76%	78.06%	-6.81%
Euthanasia Rate	13.02%	18.24%	40.10%
Adoption Return Rate	2.46%	2.03%	-17.72%

Young (<= 5 mo)			
Live Release Rate	88.58%	80.84%	-8.74%
Euthanasia Rate	6.79%	12.34%	81.68%
Adoption Return Rate	1.25%	1.33%	6.19%

Adult (>= 6 mo)			
Live Release Rate	78.52%	75.88%	-3.37%
Euthanasia Rate	19.80%	22.89%	15.60%
Adoption Return Rate	5.88%	2.96%	-49.70%

Others			
Live Release Rate	51.03%	65.30%	27.96%
Euthanasia Rate	32.10%	31.05%	-3.27%
Adoption Return Rate	3.28%	6.12%	86.73%



# The Animal Foundation Dashboard



All of us for all of them.

### Young (<= 5 mo)

<b>Live Release Rate</b>	93.75%	75.00%	-20.00%
<b>Euthanasia Rate</b>	0.00%	20.83%	2,083.33%
<b>Adoption Return Rate</b>	0.00%	18.75%	1,875.00%

### Adult (>= 6 mo)

<b>Live Release Rate</b>	48.02%	64.10%	33.50%
<b>Euthanasia Rate</b>	34.36%	32.31%	-5.98%
<b>Adoption Return Rate</b>	4.08%	3.66%	-10.37%