

The Animal Foundation Dashboard



All of us for all of them.

Intake Totals

	09/01/19 to 09/30/19	09/01/20 to 09/30/20	Percent Change
All Jurisdictions	2,393	1,549	-35.27%
Dogs	1,422	805	-43.39%
Picked up by Animal Control	816	472	-42.16%
Stray Animals	558	298	-46.59%
Owner Surrenders	27	18	-33.33%
Confiscations	231	156	-32.47%
Dropped off at The Animal Foundation	606	333	-45.05%
Stray Animals	462	254	-45.02%
Owner Surrenders	99	45	-54.55%
Adoption Returns	41	34	-17.07%
Born at TAF	4	0	-100.00%
Cats	728	566	-22.25%
Picked up by Animal Control	263	217	-17.49%
Stray Animals	209	160	-23.44%
Owner Surrenders	20	29	45.00%
Confiscations	34	28	-17.65%
Dropped off at The Animal Foundation	465	349	-24.95%
Stray Animals	391	303	-22.51%
Owner Surrenders	56	34	-39.29%
Adoption Returns	18	12	-33.33%
Others	243	178	-26.75%
Picked up by Animal Control	149	125	-16.11%
Stray Animals	77	50	-35.06%
Owner Surrenders	2	43	2,050.00%
Confiscations	70	32	-54.29%
Dropped off at The Animal Foundation	94	53	-43.62%
Stray Animals	66	22	-66.67%
Owner Surrenders	5	17	240.00%
Adoption Returns	1	4	300.00%
Born at TAF	22	10	-54.55%

The Animal Foundation Dashboard



All of us for all of them.

Outcome Totals

	09/01/19 to 09/30/19	09/01/20 to 09/30/20	Percent Change
All Jurisdictions	2,254	1,589	-29.50%
Dogs	1,317	799	-39.33%
Adoption	627	361	-42.42%
Died	1	3	200.00%
Euthanasia	128	69	-46.09%
Missing/Escaped	1	0	-100.00%
Returned to Owner	413	277	-32.93%
Transfer	147	89	-39.46%
Cats	722	610	-15.51%
Adoption	413	368	-10.90%
Died	11	6	-45.45%
Euthanasia	82	63	-23.17%
Missing/Escaped	1	0	-100.00%
Returned to Owner	29	27	-6.90%
RTF	27	15	-44.44%
SNR	94	75	-20.21%
Transfer	65	56	-13.85%
Others	215	180	-16.28%
Adoption	94	84	-10.64%
Died	9	6	-33.33%
Euthanasia	40	36	-10.00%
Missing/Escaped	5	0	-100.00%
Returned to Owner	7	17	142.86%
RTF	2	1	-50.00%
Transfer	58	36	-37.93%

The Animal Foundation Dashboard



All of us for all of them.

Foster Statistics

09/01/19 to 09/30/19

09/01/20 to 09/30/20

Percent Change

All Jurisdictions

Total

Animals Sent to Foster	361	276	-23.55%
Animal Returned from Foster	308	289	-6.17%
Foster Parents	193	158	-18.13%
Avg. Time in Foster	36	34	-3.79%

Dogs

Animals Sent to Foster	138	74	-46.38%
Animal Returned from Foster	140	64	-54.29%
Foster Parents	114	62	-45.61%
Avg. Time in Foster	19	22	20.50%

Cats

Animals Sent to Foster	202	194	-3.96%
Animal Returned from Foster	157	222	41.40%
Foster Parents	76	95	25.00%
Avg. Time in Foster	52	38	-27.38%

Others

Animals Sent to Foster	21	8	-61.90%
Animal Returned from Foster	11	3	-72.73%
Foster Parents	5	3	-40.00%
Avg. Time in Foster	27	55	103.81%

The Animal Foundation Dashboard



All of us for all of them.

Shelter Surgery Totals

	9/1/2019 to 9/30/2019	9/1/2020 to 9/30/2020	Percent Change
All Jurisdictions	1,348	1,166	-13.50%
Dogs	665	415	-37.59%
Spay/Neuter	654	402	-38.53%
Adoption	375	217	-42.13%
Transfer to Partner	60	21	-65.00%
Returned to Owner	143	130	-9.09%
Foster	69	33	-52.17%
Other Outcomes	7	1	-85.71%
Other Surgery	11	13	18.18%
Adoption	3	2	-33.33%
Transfer to Partner	0	2	200.00%
Returned to Owner	4	5	25.00%
Foster	4	4	0.00%
Cats	634	724	14.20%
Spay/Neuter	629	716	13.83%
Adoption	271	281	3.69%
Transfer to Partner	5	16	220.00%
Returned to Owner	5	36	620.00%
SNR	91	72	-20.88%
TNR	228	274	20.18%
Foster	25	23	-8.00%
Other Outcomes	4	14	250.00%
Other Surgery	5	8	60.00%
Adoption	0	1	100.00%
Transfer to Partner	1	1	0.00%
Returned to Owner	1	1	0.00%
SNR	0	1	100.00%
TNR	1	0	-100.00%
RTF	2	1	-50.00%
Foster	0	3	300.00%
Others	49	27	-44.90%
Spay/Neuter	48	27	-43.75%
Adoption	38	24	-36.84%
Transfer to Partner	8	2	-75.00%
Returned to Owner	0	1	100.00%
Foster	1	0	-100.00%
Other Outcomes	1	0	-100.00%
Other Surgery	1	0	-100.00%
Adoption	1	0	-100.00%

The Animal Foundation Dashboard



All of us for all of them.

Public Services

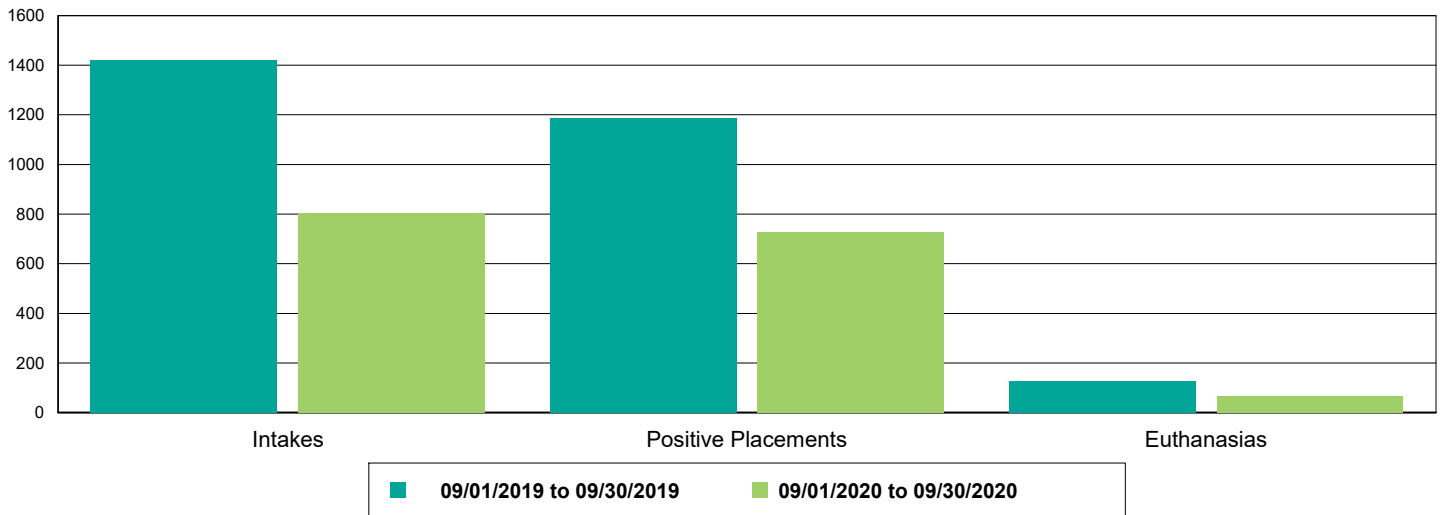
	09/01/19 to 09/30/19	09/01/20 to 09/30/20	Percent Change
Dogs	1,479	742	-49.83%
Owner Requested Euthanasia	171	192	12.28%
Public S/N Clinic - Microchips Implanted	69	0	-100.00%
Public S/N Clinic - Surgeries	156	0	-100.00%
Public S/N Clinic - Animals Vaccinated	119	0	-100.00%
Bordetella	79	0	-100.00%
DAPPv	105	0	-100.00%
Deworming	35	0	-100.00%
Rabies	95	0	-100.00%
Vaccine Clinic - Microchips Implanted	93	66	-29.03%
Vaccine Clinic - Animals Vaccinated	1,137	550	-51.63%
Bordetella	666	274	-58.86%
DAPPv	1,066	561	-47.37%
Deworming	533	294	-44.84%
K9 H3N2	29	3	-89.66%
Rabies	611	379	-37.97%
Cats	320	186	-41.88%
Owner Requested Euthanasia	56	47	-16.07%
Public S/N Clinic - Feline Testing - Cats Tested	1	5	400.00%
Public S/N Clinic - Microchips Implanted	46	0	-100.00%
Public S/N Clinic - Surgeries	100	0	-100.00%
Public S/N Clinic - Animals Vaccinated	83	0	-100.00%
Deworming	38	0	-100.00%
FeLV	38	0	-100.00%
FRCPC	79	0	-100.00%
Rabies	73	0	-100.00%
Vaccine Clinic - Microchips Implanted	26	9	-65.38%
Vaccine Clinic - Animals Vaccinated	166	139	-16.27%
Deworming	70	126	80.00%
FeLV	38	13	-65.79%
FRCPC	139	182	30.94%
Rabies	92	122	32.61%
Others	7	3	-57.14%
Owner Requested Euthanasia	6	3	-50.00%
Vaccine Clinic - Microchips Implanted	1	0	-100.00%

The Animal Foundation Dashboard

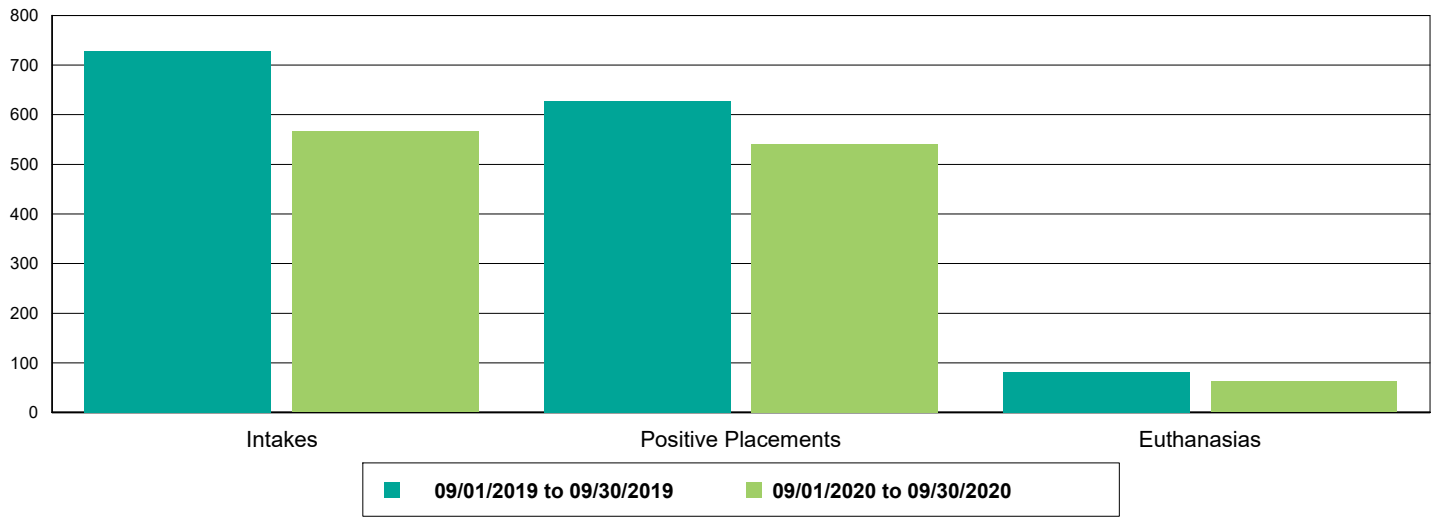


All of us for all of them.

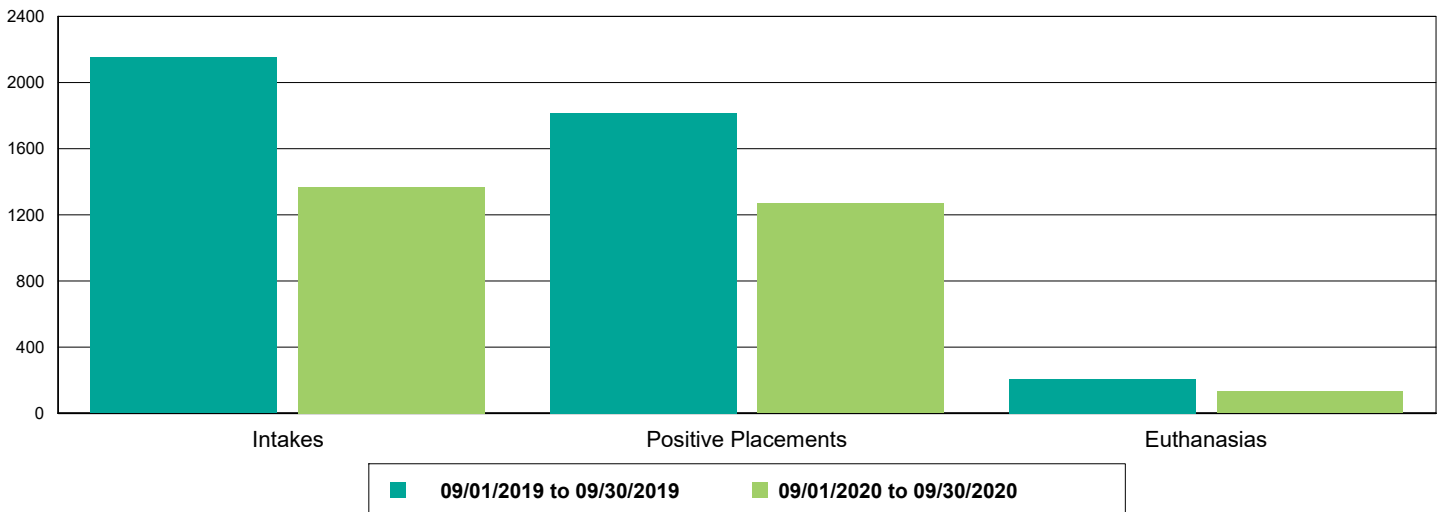
Dog Intakes, Positive Placements, and Euthanasias



Cat Intakes, Positive Placements, and Euthanasias



Dogs And Cats Intakes, Positive Placements, and Euthanasias

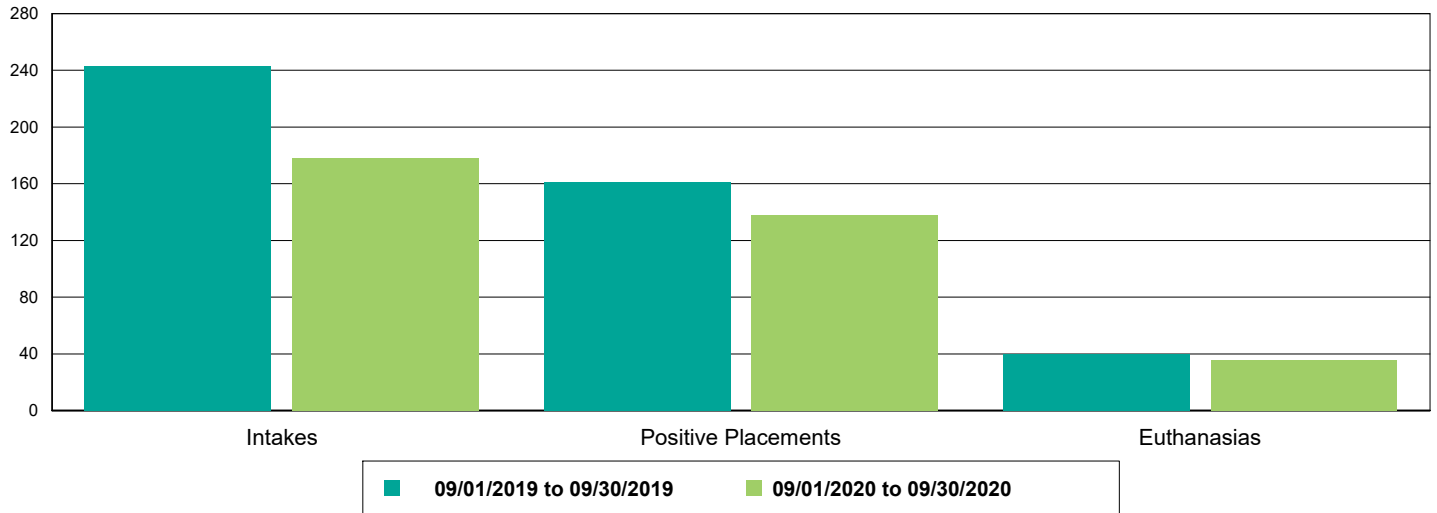


The Animal Foundation Dashboard



All of us for all of them.

Other Intakes, Positive Placements, and Euthanasias



The Animal Foundation Dashboard



All of us for all of them.

Live Release, Euthanasia, and Adoption Return Rates

09/01/19 to 09/30/19

09/01/20 to 09/30/20

Percent Change

All Jurisdictions

Total

Live Release Rate	87.67%	88.48%	0.93%
Euthanasia Rate	11.09%	10.57%	-4.68%
Adoption Return Rate	5.29%	6.15%	16.24%

Dogs and Cats

Live Release Rate	89.01%	89.99%	1.10%
Euthanasia Rate	10.30%	9.37%	-9.04%
Adoption Return Rate	5.67%	6.31%	11.23%

Young (<= 5 mo)

Live Release Rate	92.23%	96.32%	4.43%
Euthanasia Rate	5.58%	2.37%	-57.57%
Adoption Return Rate	3.22%	1.24%	-61.37%

Adult (>= 6 mo)

Live Release Rate	88.20%	87.66%	-0.61%
Euthanasia Rate	11.49%	11.95%	4.00%
Adoption Return Rate	6.72%	10.32%	53.53%

Dogs

Live Release Rate	90.13%	90.99%	0.95%
Euthanasia Rate	9.72%	8.64%	-11.15%
Adoption Return Rate	6.54%	9.42%	44.03%

Young (<= 5 mo)

Live Release Rate	98.91%	95.92%	-3.03%
Euthanasia Rate	1.09%	2.04%	87.76%
Adoption Return Rate	0.00%	0.00%	0.00%

Adult (>= 6 mo)

Live Release Rate	89.47%	90.67%	1.34%
Euthanasia Rate	10.37%	9.07%	-12.55%
Adoption Return Rate	7.40%	10.43%	40.92%

Cats

Live Release Rate	86.98%	88.69%	1.96%
Euthanasia Rate	11.36%	10.33%	-9.06%
Adoption Return Rate	4.36%	3.26%	-25.18%

Young (<= 5 mo)

Live Release Rate	90.31%	96.37%	6.71%
Euthanasia Rate	6.88%	2.42%	-64.84%
Adoption Return Rate	4.20%	1.39%	-66.83%

Adult (>= 6 mo)

Live Release Rate	84.33%	79.57%	-5.64%
Euthanasia Rate	14.93%	19.71%	32.08%
Adoption Return Rate	4.57%	9.88%	116.05%

The Animal Foundation Dashboard



All of us for all of them.

Others

Live Release Rate	74.88%	76.67%	2.38%
Euthanasia Rate	18.60%	20.00%	7.50%
Adoption Return Rate	1.06%	4.76%	347.62%

Young (<= 5 mo)

Live Release Rate	100.00%	45.45%	-54.55%
Euthanasia Rate	0.00%	9.09%	909.09%
Adoption Return Rate	0.00%	0.00%	0.00%

Adult (>= 6 mo)

Live Release Rate	74.65%	78.70%	5.43%
Euthanasia Rate	18.78%	20.71%	10.28%
Adoption Return Rate	1.08%	5.00%	365.00%