

The Animal Foundation Dashboard



All of us for all of them.

Intake Totals

	04/01/20 to 04/30/20	04/01/21 to 04/30/21	Percent Change
All Jurisdictions	710	1,827	157.32%
Dogs	383	883	130.55%
Picked up by Animal Control	266	552	107.52%
Stray Animals	141	370	162.41%
Owner Surrenders	17	17	0.00%
Confiscations	108	165	52.78%
Dropped off at The Animal Foundation	117	331	182.91%
Stray Animals	95	229	141.05%
Owner Surrenders	14	51	264.29%
Adoption Returns	8	51	537.50%
Cats	259	710	174.13%
Picked up by Animal Control	116	403	247.41%
Stray Animals	94	328	248.94%
Owner Surrenders	7	29	314.29%
Confiscations	15	46	206.67%
Dropped off at The Animal Foundation	143	307	114.69%
Stray Animals	133	278	109.02%
Owner Surrenders	3	22	633.33%
Adoption Returns	2	7	250.00%
Born at TAF	5	0	-100.00%
Others	68	234	244.12%
Picked up by Animal Control	56	172	207.14%
Stray Animals	30	148	393.33%
Owner Surrenders	7	12	71.43%
Confiscations	19	12	-36.84%
Dropped off at The Animal Foundation	12	62	416.67%
Stray Animals	10	32	220.00%
Owner Surrenders	0	30	3,000.00%
Adoption Returns	2	0	-100.00%

The Animal Foundation Dashboard



All of us for all of them.

Outcome Totals

	04/01/20 to 04/30/20	04/01/21 to 04/30/21	Percent Change
All Jurisdictions	701	1,930	175.32%
Dogs	437	835	91.08%
Adoption	157	361	129.94%
Died	4	3	-25.00%
Euthanasia	57	73	28.07%
Missing/Escaped	1	0	-100.00%
Returned to Owner	151	312	106.62%
Transfer	67	86	28.36%
Cats	200	516	158.00%
Adoption	71	197	177.46%
Died	4	15	275.00%
Euthanasia	42	82	95.24%
Missing/Escaped	0	1	100.00%
Returned to Owner	8	26	225.00%
RTF	16	21	31.25%
SNR	0	87	8,700.00%
Transfer	59	87	47.46%
Others	64	579	804.69%
Adoption	15	81	440.00%
Died	0	7	700.00%
Euthanasia	27	240	788.89%
Missing/Escaped	0	1	100.00%
Returned to Owner	15	6	-60.00%
RTF	0	9	900.00%
Transfer	7	235	3,257.14%

The Animal Foundation Dashboard



All of us for all of them.

Foster Statistics

04/01/20 to 04/30/20

04/01/21 to 04/30/21

Percent Change

All Jurisdictions

Total

Animals Sent to Foster	199	383	92.46%
Animal Returned from Foster	167	239	43.11%
Foster Parents	97	199	105.15%
Avg. Time in Foster	22	20	-8.14%

Dogs

Animals Sent to Foster	62	79	27.42%
Animal Returned from Foster	106	64	-39.62%
Foster Parents	48	64	33.33%
Avg. Time in Foster	16	9	-40.40%

Cats

Animals Sent to Foster	130	267	105.38%
Animal Returned from Foster	59	134	127.12%
Foster Parents	45	131	191.11%
Avg. Time in Foster	34	29	-14.07%

Others

Animals Sent to Foster	7	37	428.57%
Animal Returned from Foster	2	41	1,950.00%
Foster Parents	6	7	16.67%
Avg. Time in Foster	4	8	96.53%

The Animal Foundation Dashboard



All of us for all of them.

Shelter Surgery Totals

	4/1/2020 to 4/30/2020	4/1/2021 to 4/30/2021	Percent Change
All Jurisdictions	0	865	86500.00%
Dogs	0	376	37600.00%
Spay/Neuter	0	375	37500.00%
Adoption	0	213	21300.00%
Transfer to Partner	0	33	3300.00%
Returned to Owner	0	100	10000.00%
Foster	0	25	2500.00%
Other Outcomes	0	4	400.00%
Other Surgery	0	1	100.00%
Foster	0	1	100.00%
Cats	0	464	46400.00%
Spay/Neuter	0	464	46400.00%
Adoption	0	146	14600.00%
Transfer to Partner	0	14	1400.00%
Returned to Owner	0	5	500.00%
SNR	0	91	9100.00%
TNR	0	190	19000.00%
Foster	0	16	1600.00%
Other Outcomes	0	2	200.00%
Others	0	25	2500.00%
Spay/Neuter	0	25	2500.00%
Adoption	0	13	1300.00%
Foster	0	1	100.00%
Other Outcomes	0	11	1100.00%

The Animal Foundation Dashboard

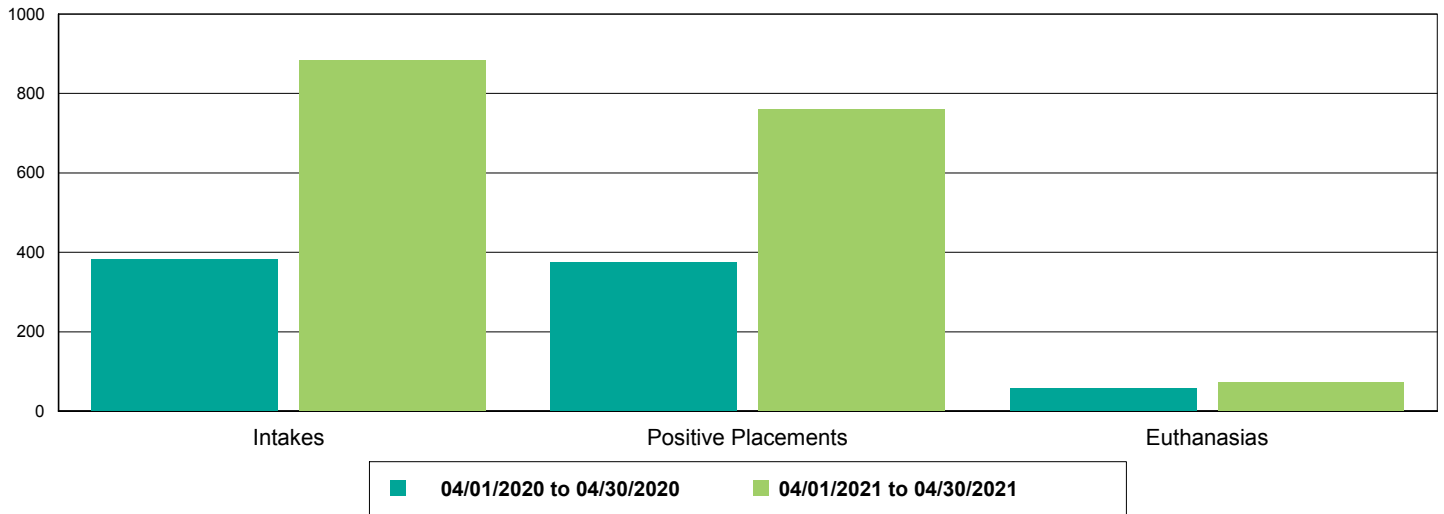


All of us for all of them.

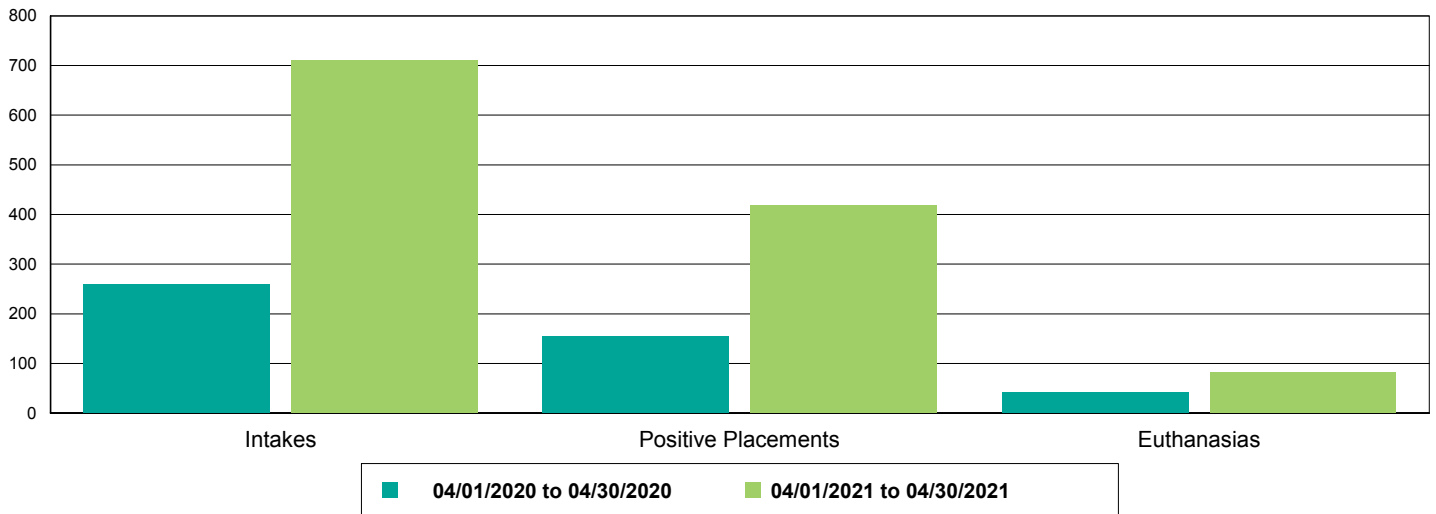
Public Services

	04/01/20 to 04/30/20	04/01/21 to 04/30/21	Percent Change
Dogs	190	1,216	540.00%
Owner Requested Euthanasia	190	133	-30.00%
Public S/N Clinic - Microchips Implanted	0	53	5,300.00%
Public S/N Clinic - Surgeries	0	206	20,600.00%
Public S/N Clinic - Animals Vaccinated	0	132	13,200.00%
Bordetella	0	118	11,800.00%
DAPPv	0	113	11,300.00%
Deworming	0	16	1,600.00%
Rabies	0	105	10,500.00%
Vaccine Clinic - Microchips Implanted	0	117	11,700.00%
Vaccine Clinic - Animals Vaccinated	0	870	87,000.00%
Bordetella	0	342	34,200.00%
DAPPv	0	771	77,100.00%
Deworming	0	484	48,400.00%
K9 H3N2	0	12	1,200.00%
Rabies	0	534	53,400.00%
Cats	26	211	711.54%
Owner Requested Euthanasia	26	35	34.62%
Public S/N Clinic - Feline Testing - Cats Tested	0	1	100.00%
Public S/N Clinic - Microchips Implanted	0	18	1,800.00%
Public S/N Clinic - Surgeries	0	66	6,600.00%
Public S/N Clinic - Animals Vaccinated	0	44	4,400.00%
Deworming	0	14	1,400.00%
FeLV	0	1	100.00%
Rabies	0	43	4,300.00%
Vaccine Clinic - Feline Testing - Cats Tested	0	3	300.00%
Vaccine Clinic - Microchips Implanted	0	13	1,300.00%
Vaccine Clinic - Animals Vaccinated	0	109	10,900.00%
Deworming	0	53	53,000.00%
FeLV	0	5	500.00%
FVRCP	0	92	92,000.00%
Rabies	0	64	64,000.00%
Others	1	3	200.00%
Owner Requested Euthanasia	1	3	200.00%

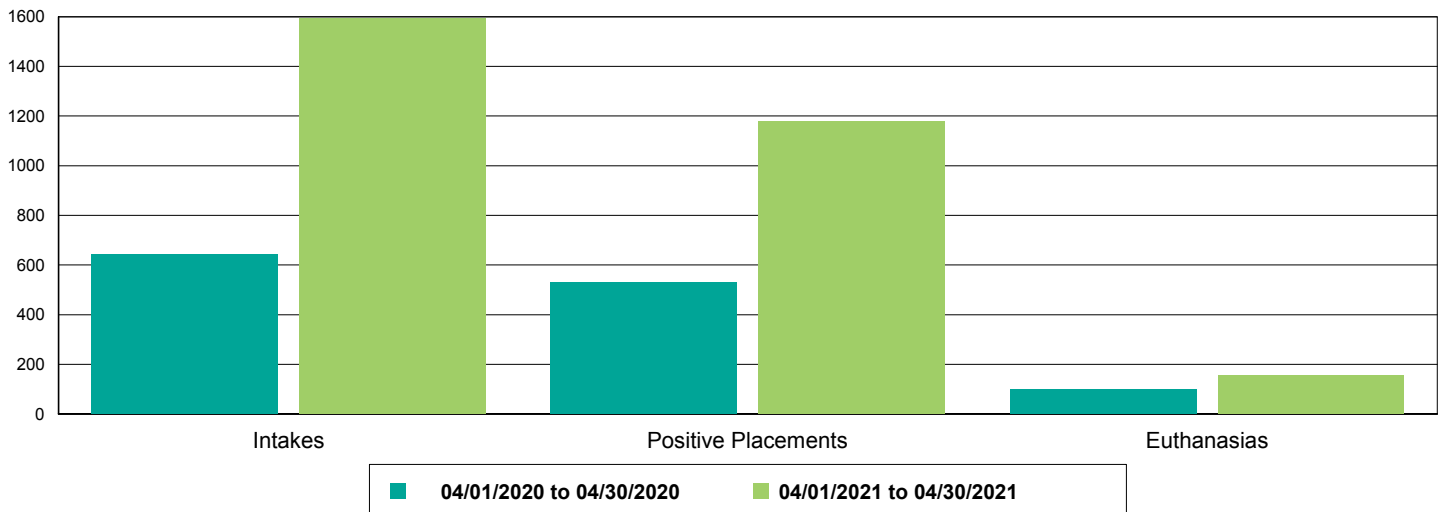
Dog Intakes, Positive Placements, and Euthanasias



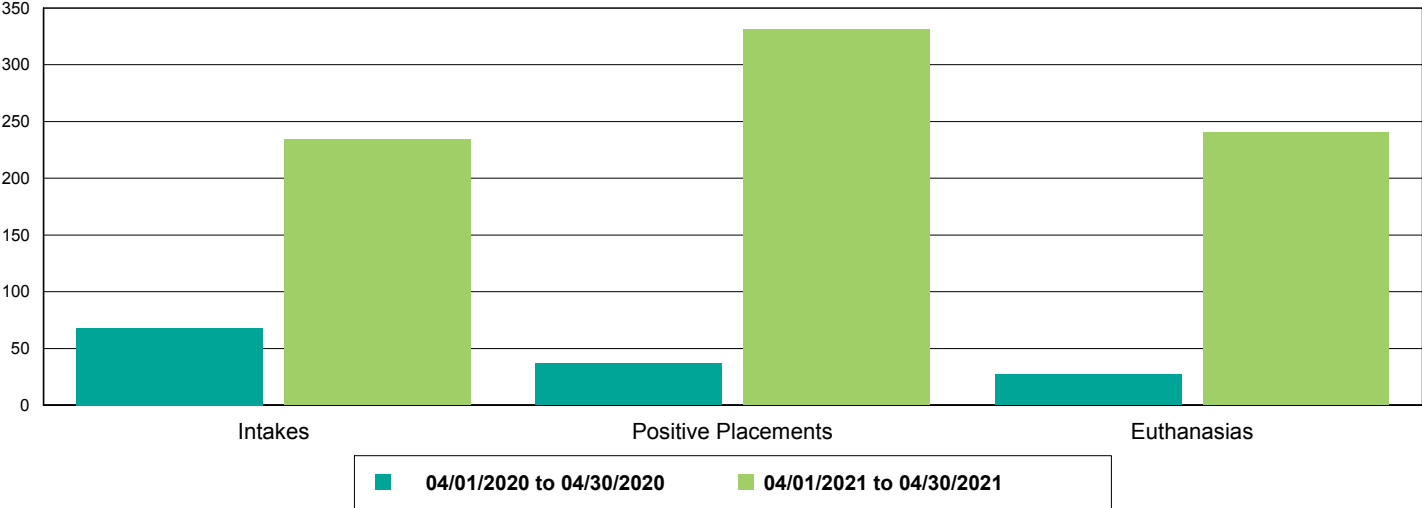
Cat Intakes, Positive Placements, and Euthanasias



Dogs And Cats Intakes, Positive Placements, and Euthanasias



Other Intakes, Positive Placements, and Euthanasias



Live Release, Euthanasia, and Adoption Return Rates

04/01/20 to 04/30/20

04/01/21 to 04/30/21

Percent Change

All Jurisdictions

Total

Live Release Rate	80.74%	78.13%	-3.23%
Euthanasia Rate	17.97%	20.47%	13.86%
Adoption Return Rate	4.94%	9.08%	83.80%

Dogs and Cats

Live Release Rate	83.05%	87.12%	4.91%
Euthanasia Rate	15.54%	11.47%	-26.18%
Adoption Return Rate	4.39%	10.39%	136.99%

Young (<= 5 mo)

Live Release Rate	91.82%	82.35%	-10.31%
Euthanasia Rate	5.45%	12.16%	122.88%
Adoption Return Rate	0.00%	1.71%	170.94%

Adult (>= 6 mo)

Live Release Rate	81.21%	88.23%	8.64%
Euthanasia Rate	17.65%	11.31%	-35.89%
Adoption Return Rate	5.38%	12.70%	136.19%

Dogs

Live Release Rate	85.81%	90.90%	5.93%
Euthanasia Rate	13.04%	8.74%	-32.97%
Adoption Return Rate	5.10%	14.13%	177.25%

Young (<= 5 mo)

Live Release Rate	88.89%	97.06%	9.19%
Euthanasia Rate	7.41%	2.94%	-60.29%
Adoption Return Rate	0.00%	0.00%	0.00%

Adult (>= 6 mo)

Live Release Rate	85.61%	90.64%	5.87%
Euthanasia Rate	13.41%	8.99%	-32.99%
Adoption Return Rate	5.48%	14.74%	169.00%

Cats

Live Release Rate	77.00%	81.01%	5.20%
Euthanasia Rate	21.00%	15.89%	-24.33%
Adoption Return Rate	2.82%	3.55%	26.14%

Young (<= 5 mo)

Live Release Rate	92.77%	80.09%	-13.67%
Euthanasia Rate	4.82%	13.57%	181.67%
Adoption Return Rate	0.00%	1.96%	196.08%

Adult (>= 6 mo)

Live Release Rate	65.81%	81.69%	24.13%
Euthanasia Rate	32.48%	17.63%	-45.73%
Adoption Return Rate	5.00%	5.26%	5.26%

The Animal Foundation Dashboard



All of us for all of them.

Others			
Live Release Rate	57.81%	57.17%	-1.12%
Euthanasia Rate	42.19%	41.45%	-1.75%
Adoption Return Rate	13.33%	0.00%	-100.00%
Young (<= 5 mo)			
Live Release Rate	0.00%	71.43%	7,142.86%
Euthanasia Rate	0.00%	21.43%	2,142.86%
Adoption Return Rate	0.00%	0.00%	0.00%
Adult (>= 6 mo)			
Live Release Rate	57.81%	56.81%	-1.73%
Euthanasia Rate	42.19%	41.95%	-0.57%
Adoption Return Rate	13.33%	0.00%	-100.00%