

The Animal Foundation Dashboard



All of us for all of them.

Intake Totals

	11/01/18 to 11/30/18	11/01/19 to 11/30/19	Percent Change
All Jurisdictions	2,013	2,137	6.16%
Dogs	1,349	1,267	-6.08%
Picked up by Animal Control	743	684	-7.94%
Stray Animals	476	453	-4.83%
Owner Surrenders	97	41	-57.73%
Confiscations	170	190	11.76%
Dropped off at The Animal Foundation	606	583	-3.80%
Stray Animals	454	452	-0.44%
Owner Surrenders	102	90	-11.76%
Adoption Returns	39	37	-5.13%
Born at TAF	11	4	-63.64%
Cats	566	641	13.25%
Picked up by Animal Control	247	249	0.81%
Stray Animals	133	151	13.53%
Owner Surrenders	28	38	35.71%
Confiscations	86	60	-30.23%
Dropped off at The Animal Foundation	319	392	22.88%
Stray Animals	268	330	23.13%
Owner Surrenders	44	43	-2.27%
Adoption Returns	7	18	157.14%
Born at TAF	0	1	100.00%
Others	98	229	133.67%
Picked up by Animal Control	62	158	154.84%
Stray Animals	50	54	8.00%
Owner Surrenders	0	3	300.00%
Confiscations	12	101	741.67%
Dropped off at The Animal Foundation	36	71	97.22%
Stray Animals	23	27	17.39%
Owner Surrenders	9	18	100.00%
Adoption Returns	4	3	-25.00%
Born at TAF	0	23	2,300.00%

The Animal Foundation Dashboard



All of us for all of them.

Outcome Totals

	11/01/18 to 11/30/18	11/01/19 to 11/30/19	Percent Change
All Jurisdictions	2,189	2,248	2.70%
Dogs	1,331	1,310	-1.58%
Adoption	525	637	21.33%
Died	3	3	0.00%
Euthanasia	161	103	-36.02%
Missing/Escaped	0	1	100.00%
Returned to Owner	343	406	18.37%
Transfer	299	160	-46.49%
Cats	751	693	-7.72%
Adoption	411	429	4.38%
Died	15	8	-46.67%
Euthanasia	100	62	-38.00%
Missing/Escaped	1	0	-100.00%
Returned to Owner	25	29	16.00%
RTF	28	31	10.71%
SNR	96	104	8.33%
Transfer	75	30	-60.00%
Others	107	245	128.97%
Adoption	56	93	66.07%
Died	6	9	50.00%
Euthanasia	25	26	4.00%
Returned to Owner	1	3	200.00%
RTF	7	2	-71.43%
Transfer	12	112	833.33%

The Animal Foundation Dashboard



All of us for all of them.

Foster Statistics

11/01/18 to 11/30/18

11/01/19 to 11/30/19

Percent Change

All Jurisdictions

Total

Animals Sent to Foster	213	363	70.42%
Animal Returned from Foster	311	396	27.33%
Foster Parents	147	230	56.46%
Avg. Time in Foster	29	31	9.41%

Dogs

Animals Sent to Foster	135	161	19.26%
Animal Returned from Foster	120	152	26.67%
Foster Parents	99	144	45.45%
Avg. Time in Foster	14	20	49.51%

Cats

Animals Sent to Foster	75	134	78.67%
Animal Returned from Foster	188	190	1.06%
Foster Parents	46	77	67.39%
Avg. Time in Foster	39	47	20.57%

Others

Animals Sent to Foster	3	68	2,166.67%
Animal Returned from Foster	3	54	1,700.00%
Foster Parents	3	11	266.67%
Avg. Time in Foster	9	9	-2.12%

The Animal Foundation Dashboard



All of us for all of them.

Shelter Surgery Totals

	11/1/2018 to 11/30/201	11/1/2019 to 11/30/201	Percent Change
All Jurisdictions	1,562	1,691	8.26%
Dogs	545	626	14.86%
Spay/Neuter	541	616	13.86%
Adoption	280	352	25.71%
Transfer to Partner	114	61	-46.49%
Returned to Owner	117	141	20.51%
Foster	30	52	73.33%
Other Outcomes	0	10	1000.00%
Other Surgery	4	10	150.00%
Adoption	0	2	200.00%
Transfer to Partner	1	0	-100.00%
Returned to Owner	3	4	33.33%
Foster	0	1	100.00%
Other Outcomes	0	3	300.00%
Cats	999	1,054	5.51%
Spay/Neuter	637	648	1.73%
Adoption	263	288	9.51%
Transfer to Partner	15	2	-86.67%
Returned to Owner	5	5	0.00%
SNR	96	103	7.29%
TNR	224	226	0.89%
Foster	33	19	-42.42%
Other Outcomes	1	5	400.00%
Other Surgery	362	406	12.15%
Adoption	11	34	209.09%
Transfer to Partner	2	5	150.00%
Returned to Owner	3	1	-66.67%
SNR	96	102	6.25%
TNR	229	230	0.44%
RTF	18	23	27.78%
Foster	2	3	50.00%
Other Outcomes	1	8	700.00%
Others	18	11	-38.89%
Spay/Neuter	18	11	-38.89%
Adoption	17	9	-47.06%
Transfer to Partner	1	1	0.00%
Other Outcomes	0	1	100.00%

The Animal Foundation Dashboard



All of us for all of them.

Public Services

	11/01/18 to 11/30/18	11/01/19 to 11/30/19	Percent Change
Dogs	1,355	1,862	37.42%
Owner Requested Euthanasia	160	177	10.63%
Public S/N Clinic - Microchips Implanted	60	82	36.67%
Public S/N Clinic - Surgeries	174	199	14.37%
Public S/N Clinic - Animals Vaccinated	99	115	16.16%
Bordetella	88	97	10.23%
DAPPv	92	96	4.35%
Deworming	22	45	104.55%
Rabies	81	82	1.23%
Vaccine Clinic - Microchips Implanted	119	71	-40.34%
Vaccine Clinic - Animals Vaccinated	1,009	1,489	47.57%
Bordetella	528	874	65.53%
DAPPv	925	1,359	46.92%
Deworming	499	920	84.37%
K9 H3N2	97	15	-84.54%
Rabies	531	978	84.18%
Cats	266	400	50.38%
Owner Requested Euthanasia	44	47	6.82%
Public S/N Clinic - Feline Testing - Cats Tested	7	5	-28.57%
Public S/N Clinic - Microchips Implanted	36	50	38.89%
Public S/N Clinic - Surgeries	86	112	30.23%
Public S/N Clinic - Animals Vaccinated	70	100	42.86%
Deworming	23	59	156.52%
FeLV	28	23	-17.86%
FRCPC	69	98	42.03%
Rabies	62	88	41.94%
Vaccine Clinic - Microchips Implanted	25	13	-48.00%
Vaccine Clinic - Animals Vaccinated	138	247	78.99%
Deworming	46	127	176.09%
FeLV	48	33	-31.25%
FRCPC	114	223	95.61%
Rabies	95	183	92.63%
Others	33	3	-90.91%
Owner Requested Euthanasia	4	3	-25.00%
Public S/N Clinic - Surgeries	28	1	-96.43%

The Animal Foundation Dashboard



All of us for all of them.

Current Inventory as of 12/08/2019 14:23

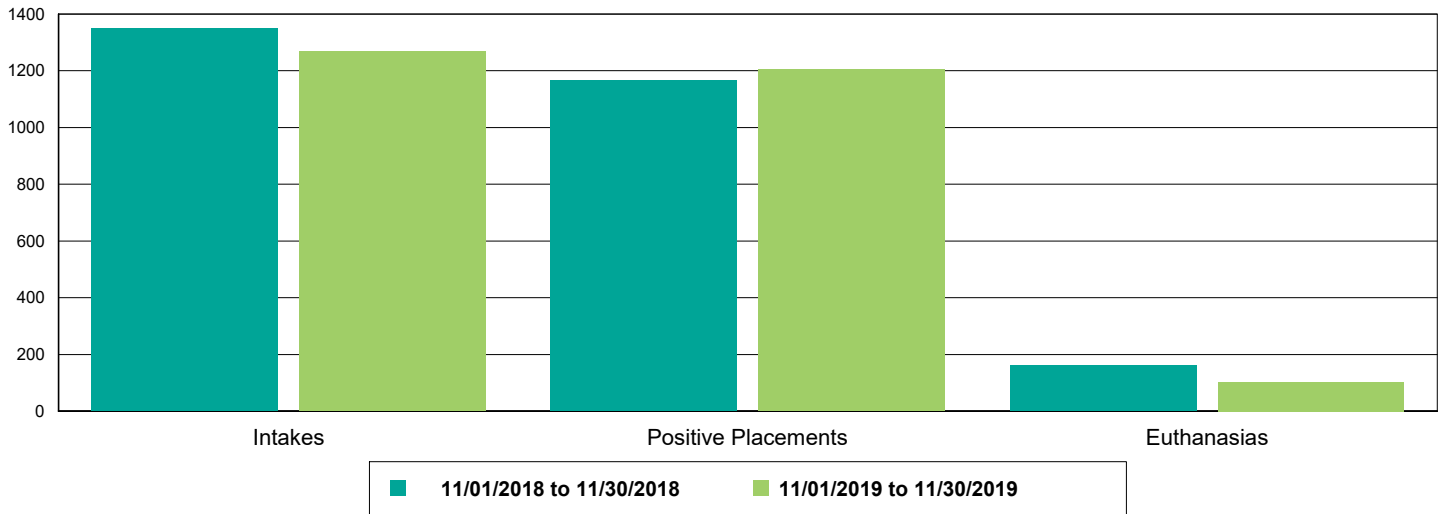
All Jurisdictions	939
Cats	413
BUNGALOWS	22
EAC	13
FOSTER	240
LIED	136
OFFSITE	2
Dogs	419
BUNGALOWS	104
EAC	21
FOSTER	80
LIED	191
OFFSITE	12
WVC	11
Others	107
FOSTER	29
LIED	63
OFFSITE	5
TENT	10

The Animal Foundation Dashboard

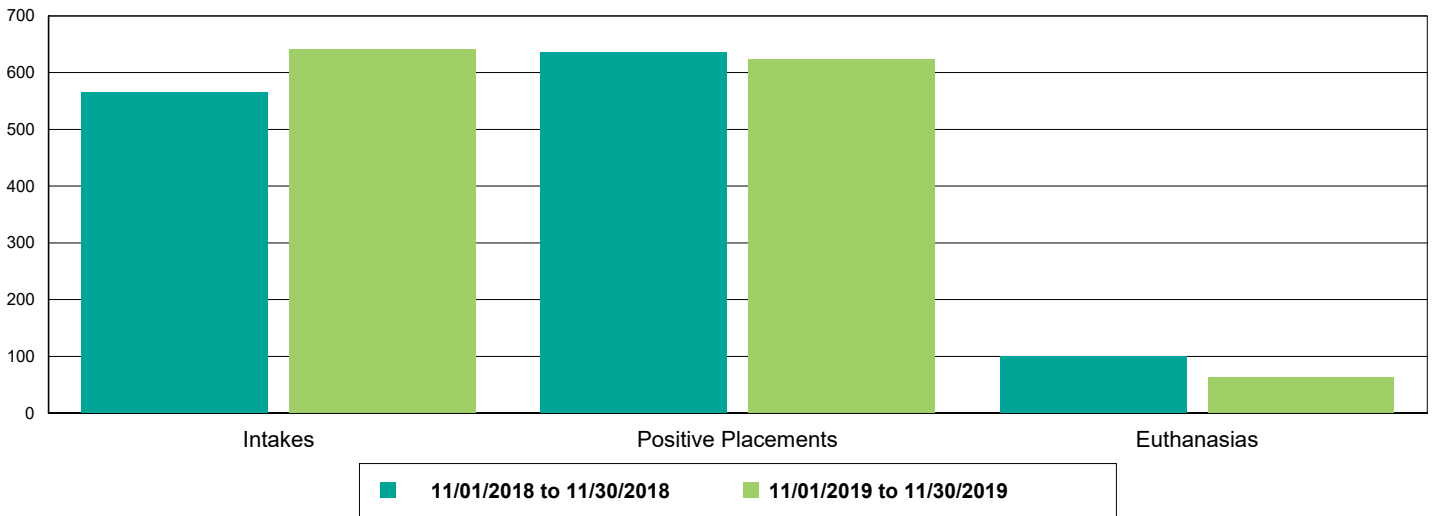


All of us for all of them.

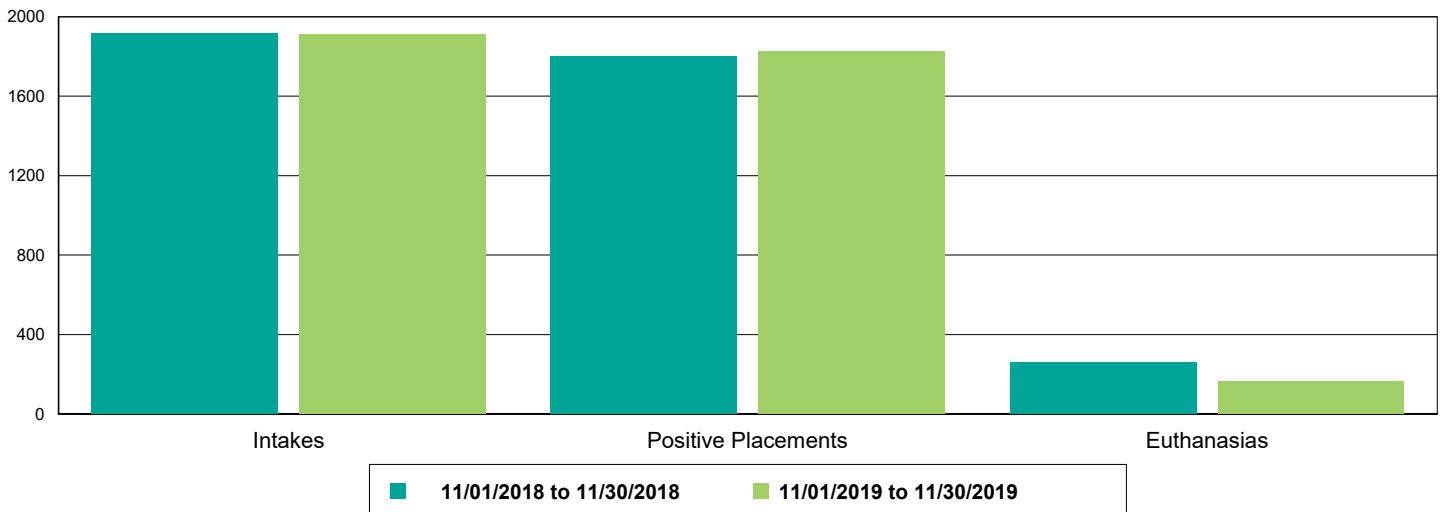
Dog Intakes, Positive Placements, and Euthanasias



Cat Intakes, Positive Placements, and Euthanasias



Dogs And Cats Intakes, Positive Placements, and Euthanasias

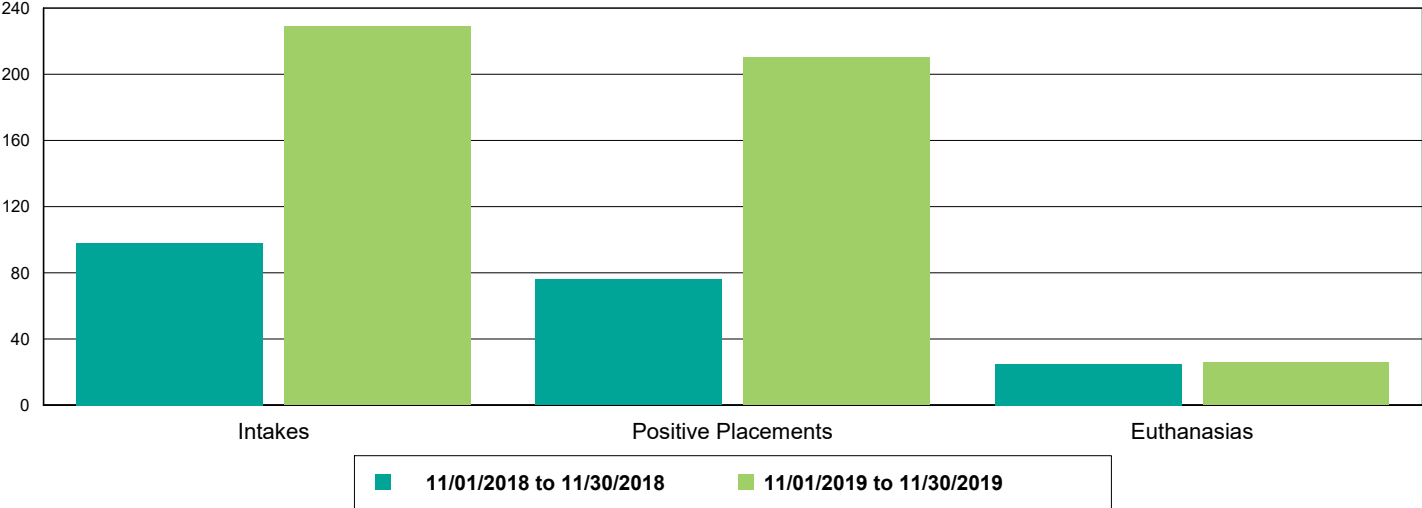


The Animal Foundation Dashboard



All of us for all of them.

Other Intakes, Positive Placements, and Euthanasias



The Animal Foundation Dashboard



All of us for all of them.

Live Release, Euthanasia, and Adoption Return Rates

11/01/18 to 11/30/18

11/01/19 to 11/30/19

Percent Change

All Jurisdictions

Total

Live Release Rate	86.16%	90.85%	5.44%
Euthanasia Rate	12.81%	8.37%	-34.64%
Adoption Return Rate	4.98%	5.07%	1.90%

Dogs and Cats

Live Release Rate	86.55%	91.17%	5.33%
Euthanasia Rate	12.54%	8.23%	-34.32%
Adoption Return Rate	4.91%	5.15%	4.89%

Young (<= 5 mo)

Live Release Rate	92.71%	94.92%	2.38%
Euthanasia Rate	2.92%	2.54%	-12.80%
Adoption Return Rate	0.82%	2.86%	250.00%

Adult (>= 6 mo)

Live Release Rate	85.34%	90.36%	5.89%
Euthanasia Rate	14.43%	9.45%	-34.50%
Adoption Return Rate	6.37%	5.97%	-6.21%

Dogs

Live Release Rate	87.68%	91.84%	4.74%
Euthanasia Rate	12.10%	7.86%	-35.05%
Adoption Return Rate	7.43%	5.80%	-21.93%

Young (<= 5 mo)

Live Release Rate	98.68%	94.52%	-4.22%
Euthanasia Rate	1.32%	2.74%	108.22%
Adoption Return Rate	2.44%	4.35%	78.26%

Adult (>= 6 mo)

Live Release Rate	87.01%	91.68%	5.36%
Euthanasia Rate	12.75%	8.16%	-36.01%
Adoption Return Rate	7.85%	5.91%	-24.70%

Cats

Live Release Rate	84.55%	89.90%	6.32%
Euthanasia Rate	13.32%	8.95%	-32.81%
Adoption Return Rate	1.70%	4.20%	146.35%

Young (<= 5 mo)

Live Release Rate	91.01%	95.02%	4.40%
Euthanasia Rate	3.37%	2.49%	-26.10%
Adoption Return Rate	0.49%	2.56%	423.08%

Adult (>= 6 mo)

Live Release Rate	80.99%	86.41%	6.69%
Euthanasia Rate	18.80%	13.35%	-29.00%
Adoption Return Rate	2.90%	6.15%	112.31%

Others

Live Release Rate	71.03%	85.71%	20.68%
Euthanasia Rate	23.36%	10.61%	-54.58%
Adoption Return Rate	7.14%	3.23%	-54.84%

The Animal Foundation Dashboard



All of us for all of them.

Young (<= 5 mo)

Live Release Rate	100.00%	93.33%	-6.67%
Euthanasia Rate	0.00%	0.00%	0.00%
Adoption Return Rate	0.00%	0.00%	0.00%

Adult (>= 6 mo)

Live Release Rate	70.19%	85.22%	21.41%
Euthanasia Rate	24.04%	11.30%	-52.97%
Adoption Return Rate	7.55%	3.45%	-54.31%