

The Animal Foundation Dashboard



All of us for all of them.

Intake Totals

	10/01/18 to 10/31/18	10/01/19 to 10/31/19	Percent Change
All Jurisdictions	2,208	2,369	7.29%
Dogs	1,373	1,344	-2.11%
Picked up by Animal Control	868	791	-8.87%
Stray Animals	589	543	-7.81%
Owner Surrenders	65	46	-29.23%
Confiscations	214	202	-5.61%
Dropped off at The Animal Foundation	505	553	9.50%
Stray Animals	397	416	4.79%
Owner Surrenders	71	85	19.72%
Adoption Returns	37	52	40.54%
Cats	712	776	8.99%
Picked up by Animal Control	270	317	17.41%
Stray Animals	179	205	14.53%
Owner Surrenders	44	47	6.82%
Confiscations	47	65	38.30%
Dropped off at The Animal Foundation	442	459	3.85%
Stray Animals	391	384	-1.79%
Owner Surrenders	44	59	34.09%
Adoption Returns	5	14	180.00%
Born at TAF	2	2	0.00%
Others	123	249	102.44%
Picked up by Animal Control	88	217	146.59%
Stray Animals	57	53	-7.02%
Owner Surrenders	5	1	-80.00%
Confiscations	26	163	526.92%
Dropped off at The Animal Foundation	35	32	-8.57%
Stray Animals	28	25	-10.71%
Owner Surrenders	7	6	-14.29%
Adoption Returns	0	1	100.00%

The Animal Foundation Dashboard



All of us for all of them.

Outcome Totals

	10/01/18 to 10/31/18	10/01/19 to 10/31/19	Percent Change
All Jurisdictions	2,150	2,510	16.74%
Dogs	1,348	1,409	4.53%
Adoption	544	613	12.68%
Died	0	1	100.00%
Euthanasia	155	122	-21.29%
Missing/Escaped	2	1	-50.00%
Returned to Owner	400	475	18.75%
Transfer	247	197	-20.24%
Cats	698	794	13.75%
Adoption	324	420	29.63%
Died	14	11	-21.43%
Euthanasia	116	104	-10.34%
Missing/Escaped	2	0	-100.00%
Returned to Owner	28	24	-14.29%
RTF	18	31	72.22%
SNR	104	140	34.62%
Transfer	92	64	-30.43%
Others	104	307	195.19%
Adoption	40	143	257.50%
Died	4	13	225.00%
Euthanasia	27	26	-3.70%
Missing/Escaped	0	2	200.00%
Returned to Owner	3	98	3,166.67%
RTF	2	1	-50.00%
Transfer	28	24	-14.29%

The Animal Foundation Dashboard



All of us for all of them.

Foster Statistics

10/01/18 to 10/31/18

10/01/19 to 10/31/19

Percent Change

All Jurisdictions

Total

Animals Sent to Foster	289	326	12.80%
Animal Returned from Foster	267	372	39.33%
Foster Parents	157	206	31.21%
Avg. Time in Foster	31	38	23.06%

Dogs

Animals Sent to Foster	94	129	37.23%
Animal Returned from Foster	100	130	30.00%
Foster Parents	80	112	40.00%
Avg. Time in Foster	15	20	31.58%

Cats

Animals Sent to Foster	191	180	-5.76%
Animal Returned from Foster	165	218	32.12%
Foster Parents	75	93	24.00%
Avg. Time in Foster	40	48	17.89%

Others

Animals Sent to Foster	4	17	325.00%
Animal Returned from Foster	2	24	1,100.00%
Foster Parents	4	4	0.00%
Avg. Time in Foster	3	45	1,501.85%

The Animal Foundation Dashboard



All of us for all of them.

Shelter Surgery Totals

	10/1/2018 to 10/31/201	10/1/2019 to 10/31/201	Percent Change
All Jurisdictions	1,350	1,466	8.59%
Dogs	654	709	8.41%
Spay/Neuter	643	701	9.02%
Adoption	338	400	18.34%
Transfer to Partner	127	89	-29.92%
Returned to Owner	146	156	6.85%
Foster	27	48	77.78%
Other Outcomes	5	8	60.00%
Other Surgery	11	8	-27.27%
Adoption	2	5	150.00%
Transfer to Partner	3	0	-100.00%
Returned to Owner	3	3	0.00%
Foster	3	0	-100.00%
Cats	678	740	9.14%
Spay/Neuter	674	735	9.05%
Adoption	251	284	13.15%
Transfer to Partner	27	3	-88.89%
Returned to Owner	4	7	75.00%
SNR	102	141	38.24%
TNR	248	267	7.66%
Foster	36	25	-30.56%
Other Outcomes	6	8	33.33%
Other Surgery	4	5	25.00%
Returned to Owner	2	2	0.00%
SNR	1	1	0.00%
Foster	0	1	100.00%
Other Outcomes	1	1	0.00%
Others	18	17	-5.56%
Spay/Neuter	18	17	-5.56%
Adoption	12	15	25.00%
Transfer to Partner	5	0	-100.00%
Returned to Owner	0	1	100.00%
Other Outcomes	1	1	0.00%

The Animal Foundation Dashboard



All of us for all of them.

Public Services

	10/01/18 to 10/31/18	10/01/19 to 10/31/19	Percent Change
Dogs	1,471	1,691	14.96%
Owner Requested Euthanasia	135	174	28.89%
Public S/N Clinic - Microchips Implanted	63	88	39.68%
Public S/N Clinic - Surgeries	186	227	22.04%
Public S/N Clinic - Animals Vaccinated	114	132	15.79%
Bordetella	107	98	-8.41%
DAPPv	97	121	24.74%
Deworming	16	42	162.50%
Rabies	92	103	11.96%
Vaccine Clinic - Microchips Implanted	120	126	5.00%
Vaccine Clinic - Animals Vaccinated	1,150	1,280	11.30%
Bordetella	599	681	13.69%
DAPPv	1,042	1,162	11.52%
Deworming	594	690	16.16%
K9 H3N2	145	34	-76.55%
Rabies	652	759	16.41%
Cats	276	375	35.87%
Owner Requested Euthanasia	44	48	9.09%
Public S/N Clinic - Feline Testing - Cats Tested	4	4	0.00%
Public S/N Clinic - Microchips Implanted	31	39	25.81%
Public S/N Clinic - Surgeries	74	105	41.89%
Public S/N Clinic - Animals Vaccinated	62	78	25.81%
Deworming	14	43	207.14%
FeLV	28	26	-7.14%
FRCPC	61	78	27.87%
Rabies	62	68	9.68%
Vaccine Clinic - Microchips Implanted	34	23	-32.35%
Vaccine Clinic - Animals Vaccinated	150	224	49.33%
Deworming	51	87	70.59%
FeLV	60	33	-45.00%
FRCPC	141	199	41.13%
Rabies	98	144	46.94%
Others	2	1	-50.00%
Owner Requested Euthanasia	2	1	-50.00%

The Animal Foundation Dashboard



All of us for all of them.

Current Inventory as of 01/15/2020 10:56

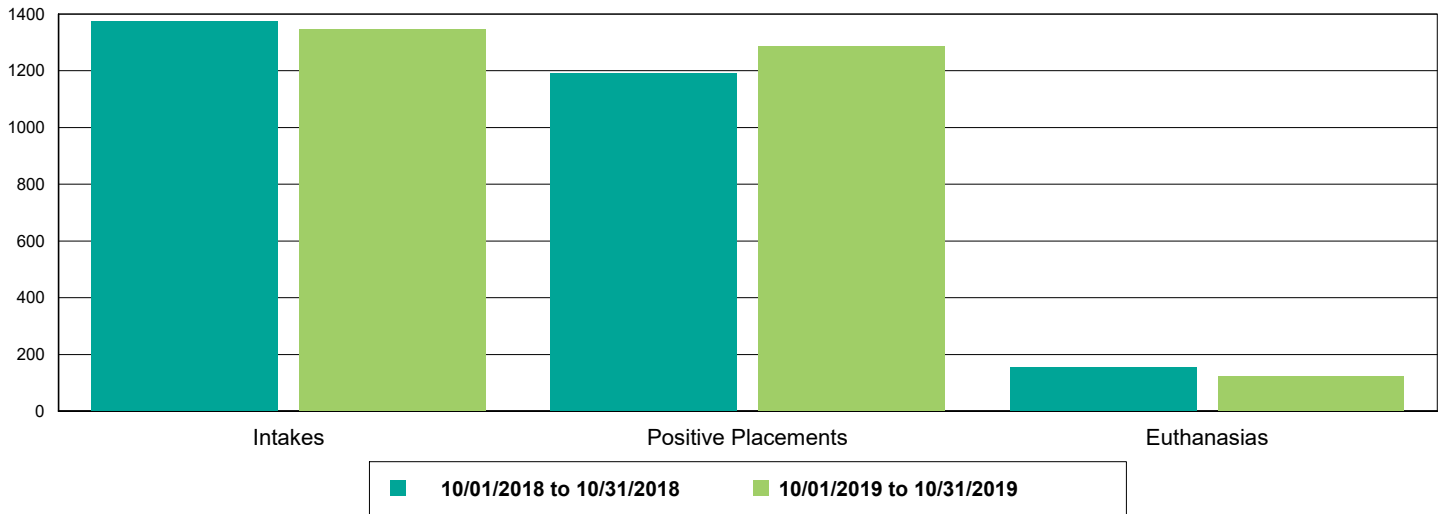
All Jurisdictions	658
Cats	170
BUNGALOWS	14
EAC	4
FOSTER	95
LIED	56
OFFSITE	1
Dogs	428
BUNGALOWS	101
EAC	17
FOSTER	107
LIED	186
OFFSITE	6
WVC	11
Others	60
FOSTER	22
LIED	32
OFFSITE	5
TENT	1

The Animal Foundation Dashboard

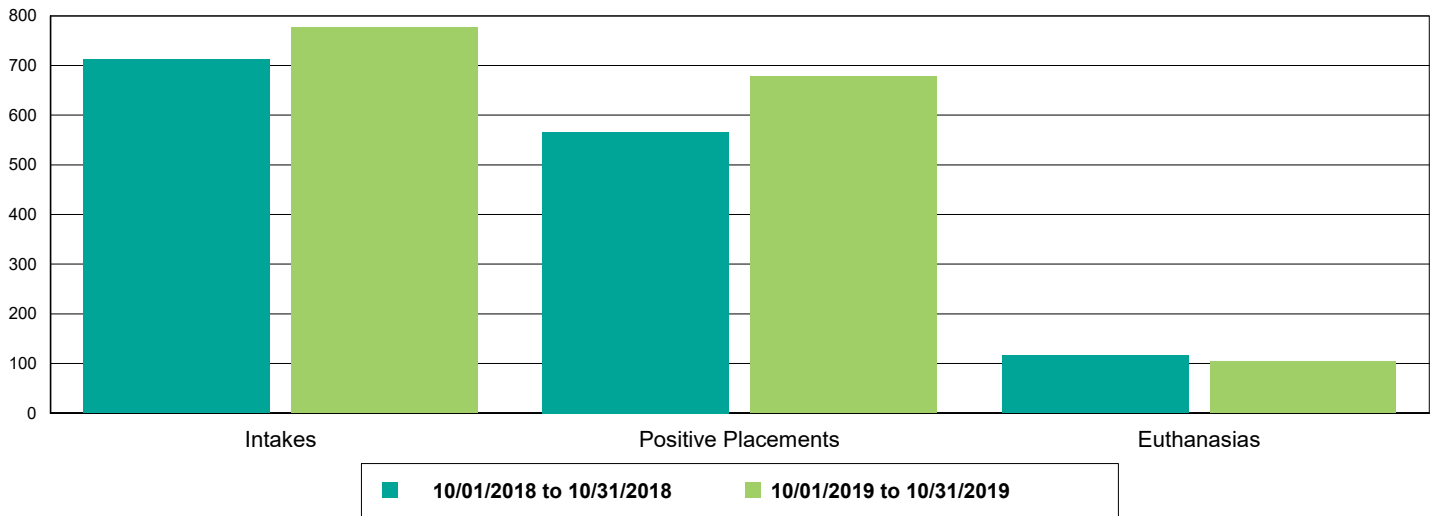


All of us for all of them.

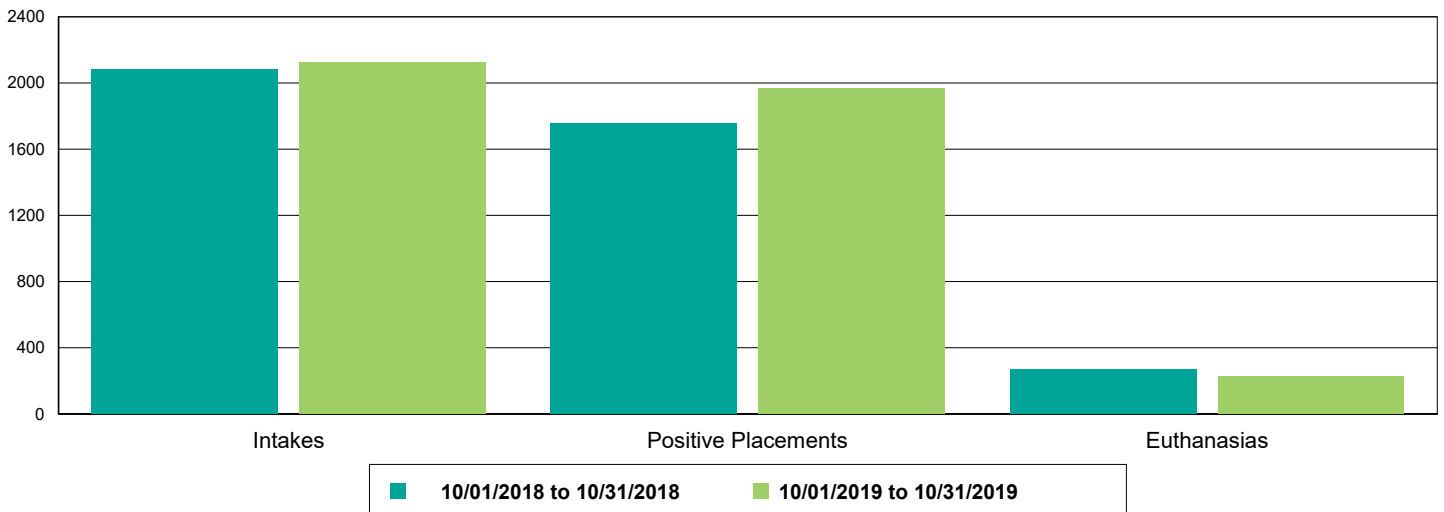
Dog Intakes, Positive Placements, and Euthanasias



Cat Intakes, Positive Placements, and Euthanasias



Dogs And Cats Intakes, Positive Placements, and Euthanasias

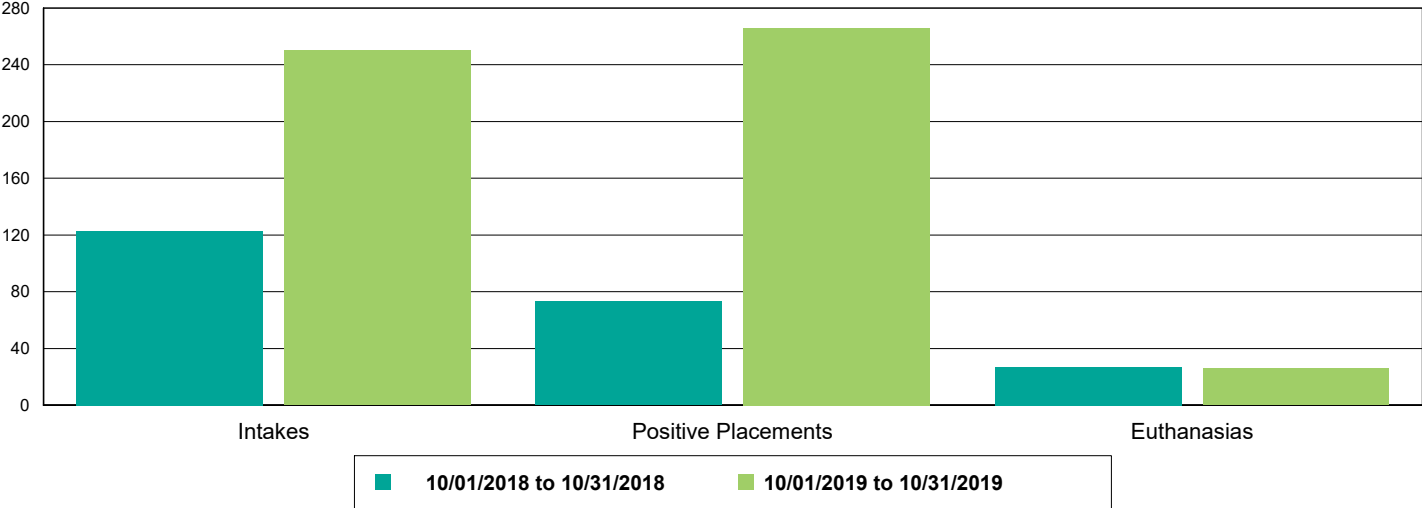


The Animal Foundation Dashboard



All of us for all of them.

Other Intakes, Positive Placements, and Euthanasias



The Animal Foundation Dashboard



All of us for all of them.

Live Release, Euthanasia, and Adoption Return Rates

10/01/18 to 10/31/18

10/01/19 to 10/31/19

Percent Change

All Jurisdictions

Total

Live Release Rate	85.49%	88.99%	4.10%
Euthanasia Rate	13.56%	10.14%	-25.24%
Adoption Return Rate	4.73%	6.02%	27.18%

Dogs and Cats

Live Release Rate	85.87%	89.16%	3.82%
Euthanasia Rate	13.25%	10.25%	-22.58%
Adoption Return Rate	4.84%	6.38%	31.91%

Young (<= 5 mo)

Live Release Rate	90.94%	87.05%	-4.27%
Euthanasia Rate	5.56%	10.55%	89.93%
Adoption Return Rate	1.16%	2.12%	82.33%

Adult (>= 6 mo)

Live Release Rate	84.86%	89.65%	5.64%
Euthanasia Rate	14.79%	10.18%	-31.13%
Adoption Return Rate	6.39%	7.99%	24.96%

Dogs

Live Release Rate	88.35%	91.21%	3.23%
Euthanasia Rate	11.50%	8.65%	-24.75%
Adoption Return Rate	6.80%	8.47%	24.52%

Young (<= 5 mo)

Live Release Rate	97.14%	97.40%	0.27%
Euthanasia Rate	2.86%	2.60%	-9.09%
Adoption Return Rate	0.00%	1.92%	192.31%

Adult (>= 6 mo)

Live Release Rate	87.87%	90.85%	3.39%
Euthanasia Rate	11.97%	9.00%	-24.80%
Adoption Return Rate	7.54%	9.07%	20.42%

Cats

Live Release Rate	81.09%	85.52%	5.46%
Euthanasia Rate	16.62%	13.10%	-21.18%
Adoption Return Rate	1.54%	3.33%	116.00%

Young (<= 5 mo)

Live Release Rate	89.34%	84.71%	-5.19%
Euthanasia Rate	6.25%	12.35%	97.65%
Adoption Return Rate	1.46%	2.16%	47.91%

Adult (>= 6 mo)

Live Release Rate	75.82%	86.12%	13.59%
Euthanasia Rate	23.24%	13.66%	-41.24%
Adoption Return Rate	1.68%	4.76%	183.33%

Others

Live Release Rate	70.19%	86.64%	23.44%
Euthanasia Rate	25.96%	8.47%	-67.38%
Adoption Return Rate	0.00%	0.70%	69.93%

The Animal Foundation Dashboard



All of us for all of them.

Young (<= 5 mo)

Live Release Rate	0.00%	73.33%	7,333.33%
Euthanasia Rate	0.00%	0.00%	0.00%
Adoption Return Rate	0.00%	0.00%	0.00%

Adult (>= 6 mo)

Live Release Rate	70.19%	87.33%	24.41%
Euthanasia Rate	25.96%	8.90%	-65.70%
Adoption Return Rate	0.00%	0.76%	75.76%