

The Animal Foundation Dashboard



All of us for all of them.

Intake Totals

	09/01/18 to 09/30/18	09/01/19 to 09/30/19	Percent Change
All Jurisdictions	1,937	2,402	24.01%
Dogs	1,220	1,422	16.56%
Picked up by Animal Control	734	816	11.17%
Stray Animals	503	559	11.13%
Owner Surrenders	45	27	-40.00%
Confiscations	186	230	23.66%
Dropped off at The Animal Foundation	486	606	24.69%
Stray Animals	395	462	16.96%
Owner Surrenders	56	99	76.79%
Adoption Returns	33	41	24.24%
Born at TAF	2	4	100.00%
Cats	622	729	17.20%
Picked up by Animal Control	216	264	22.22%
Stray Animals	141	210	48.94%
Owner Surrenders	29	20	-31.03%
Confiscations	46	34	-26.09%
Dropped off at The Animal Foundation	406	465	14.53%
Stray Animals	357	391	9.52%
Owner Surrenders	41	56	36.59%
Adoption Returns	5	18	260.00%
Born at TAF	3	0	-100.00%
Others	95	251	164.21%
Picked up by Animal Control	61	150	145.90%
Stray Animals	47	77	63.83%
Owner Surrenders	0	2	200.00%
Confiscations	14	71	407.14%
Dropped off at The Animal Foundation	34	101	197.06%
Stray Animals	32	66	106.25%
Owner Surrenders	2	5	150.00%
Adoption Returns	0	1	100.00%
Born at TAF	0	29	2,900.00%

The Animal Foundation Dashboard



All of us for all of them.

Outcome Totals

	09/01/18 to 09/30/18	09/01/19 to 09/30/19	Percent Change
All Jurisdictions	1,989	2,237	12.47%
Dogs	1,236	1,313	6.23%
Adoption	572	625	9.27%
Died	2	1	-50.00%
Euthanasia	118	128	8.47%
Missing/Escaped	7	1	-85.71%
Returned to Owner	338	412	21.89%
Transfer	199	146	-26.63%
Cats	627	714	13.88%
Adoption	290	409	41.03%
Died	12	8	-33.33%
Euthanasia	95	82	-13.68%
Missing/Escaped	6	0	-100.00%
Returned to Owner	29	29	0.00%
RTF	21	27	28.57%
SNR	72	94	30.56%
Transfer	102	65	-36.27%
Others	126	210	66.67%
Adoption	56	94	67.86%
Died	3	9	200.00%
Euthanasia	38	40	5.26%
Returned to Owner	2	7	250.00%
RTF	3	2	-33.33%
Transfer	24	58	141.67%

The Animal Foundation Dashboard



All of us for all of them.

Foster Statistics

09/01/18 to 09/30/18

09/01/19 to 09/30/19

Percent Change

All Jurisdictions

Total

Animals Sent to Foster	226	361	59.73%
Animal Returned from Foster	240	298	24.17%
Foster Parents	135	192	42.22%
Avg. Time in Foster	32	36	11.28%

Dogs

Animals Sent to Foster	93	138	48.39%
Animal Returned from Foster	84	137	63.10%
Foster Parents	78	114	46.15%
Avg. Time in Foster	19	19	2.05%

Cats

Animals Sent to Foster	132	202	53.03%
Animal Returned from Foster	150	154	2.67%
Foster Parents	56	75	33.93%
Avg. Time in Foster	38	52	38.04%

Others

Animals Sent to Foster	1	21	2,000.00%
Animal Returned from Foster	6	7	16.67%
Foster Parents	1	5	400.00%
Avg. Time in Foster	81	7	-91.97%

The Animal Foundation Dashboard



All of us for all of them.

Shelter Surgery Totals

	9/1/2018 to 9/30/2018	9/1/2019 to 9/30/2019	Percent Change
All Jurisdictions	1,667	1,715	2.88%
Dogs	662	665	0.45%
Spay/Neuter	654	654	0.00%
Adoption	386	372	-3.63%
Transfer to Partner	94	60	-36.17%
Returned to Owner	132	143	8.33%
Foster	39	65	66.67%
Other Outcomes	3	14	366.67%
Other Surgery	8	11	37.50%
Adoption	2	3	50.00%
Transfer to Partner	1	0	-100.00%
Returned to Owner	4	4	0.00%
Foster	1	4	300.00%
Cats	985	1,001	1.62%
Spay/Neuter	618	629	1.78%
Adoption	236	265	12.29%
Transfer to Partner	25	4	-84.00%
Returned to Owner	15	5	-66.67%
SNR	75	91	21.33%
TNR	244	228	-6.56%
Foster	21	24	14.29%
Other Outcomes	2	12	500.00%
Other Surgery	367	372	1.36%
Adoption	10	15	50.00%
Transfer to Partner	5	5	0.00%
Returned to Owner	6	5	-16.67%
SNR	75	91	21.33%
TNR	249	231	-7.23%
RTF	18	18	0.00%
Foster	1	1	0.00%
Other Outcomes	3	6	100.00%
Others	20	49	145.00%
Spay/Neuter	20	48	140.00%
Adoption	16	23	43.75%
Transfer to Partner	4	7	75.00%
Other Outcomes	0	18	1800.00%
Other Surgery	0	1	100.00%
Other Outcomes	0	1	100.00%

The Animal Foundation Dashboard



All of us for all of them.

Public Services

	09/01/18 to 09/30/18	09/01/19 to 09/30/19	Percent Change
Dogs	1,458	1,480	1.51%
Owner Requested Euthanasia	129	171	32.56%
Public S/N Clinic - Microchips Implanted	71	69	-2.82%
Public S/N Clinic - Surgeries	186	156	-16.13%
Public S/N Clinic - Animals Vaccinated	110	119	8.18%
Bordetella	99	79	-20.20%
DAPPv	100	105	5.00%
Deworming	10	35	250.00%
Rabies	85	95	11.76%
Vaccine Clinic - Microchips Implanted	110	93	-15.45%
Vaccine Clinic - Animals Vaccinated	1,141	1,138	-0.26%
Bordetella	600	674	12.33%
DAPPv	1,065	1,076	1.03%
Deworming	531	537	1.13%
K9 H3N2	125	29	-76.80%
Rabies	560	620	10.71%
Cats	333	325	-2.40%
Owner Requested Euthanasia	43	56	30.23%
Public S/N Clinic - Feline Testing - Cats Tested	6	1	-83.33%
Public S/N Clinic - Microchips Implanted	51	46	-9.80%
Public S/N Clinic - Surgeries	119	100	-15.97%
Public S/N Clinic - Animals Vaccinated	107	83	-22.43%
Deworming	20	38	90.00%
FeLV	30	38	26.67%
FRCPC	98	79	-19.39%
Rabies	95	73	-23.16%
Vaccine Clinic - Microchips Implanted	18	30	66.67%
Vaccine Clinic - Animals Vaccinated	173	167	-3.47%
Deworming	67	70	4.48%
FeLV	67	39	-41.79%
FRCPC	150	141	-6.00%
Rabies	114	92	-19.30%
Others	1	6	500.00%
Owner Requested Euthanasia	1	6	500.00%

The Animal Foundation Dashboard



All of us for all of them.

Current Inventory as of 10/08/2019 12:24

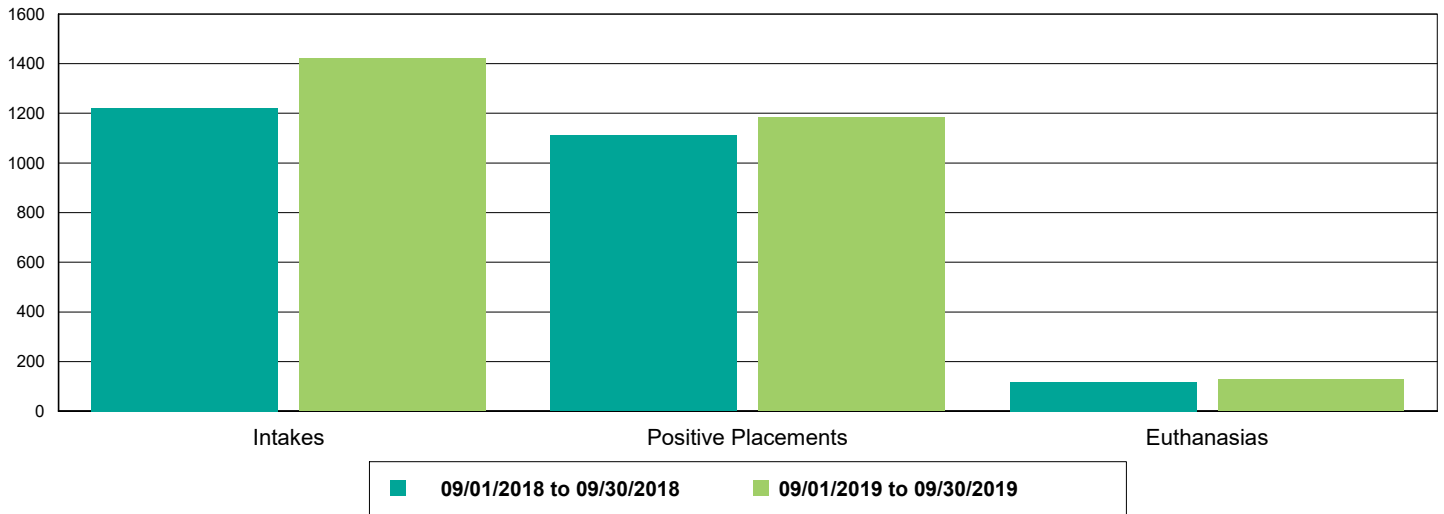
All Jurisdictions	1,250
Cats	583
BUNGALOWS	8
EAC	11
FOSTER	342
LIED	217
OFFSITE	5
Dogs	488
BUNGALOWS	144
EAC	23
FOSTER	96
LIED	187
OFFSITE	17
WVC	21
Others	179
FOSTER	29
LIED	140
OFFSITE	8
TENT	2

The Animal Foundation Dashboard

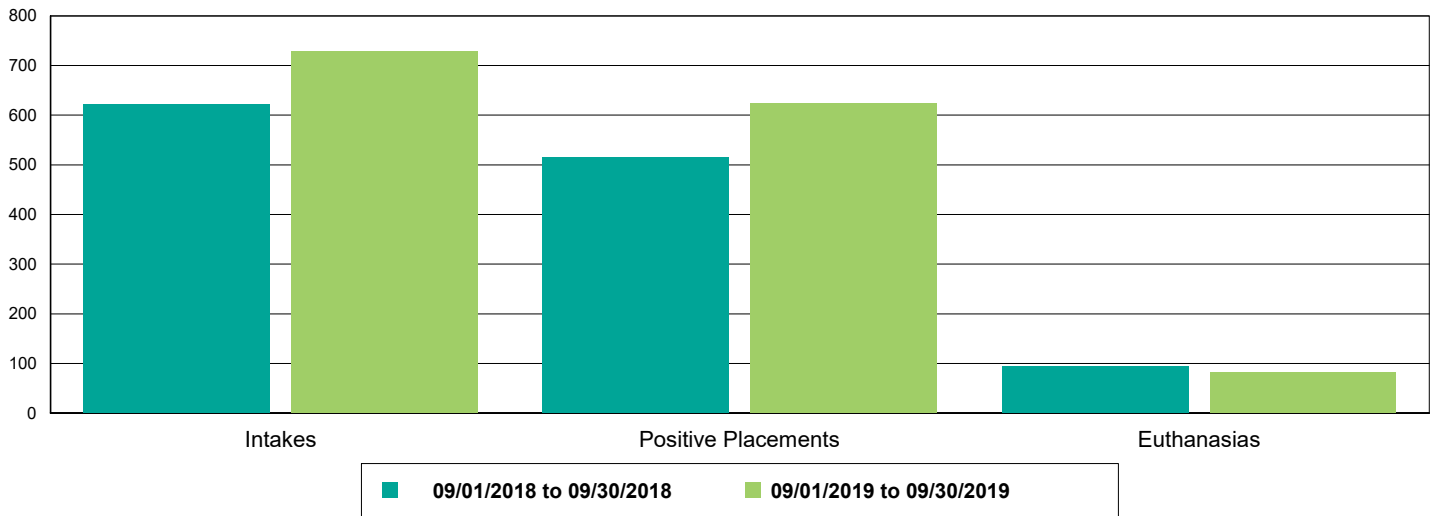


All of us for all of them.

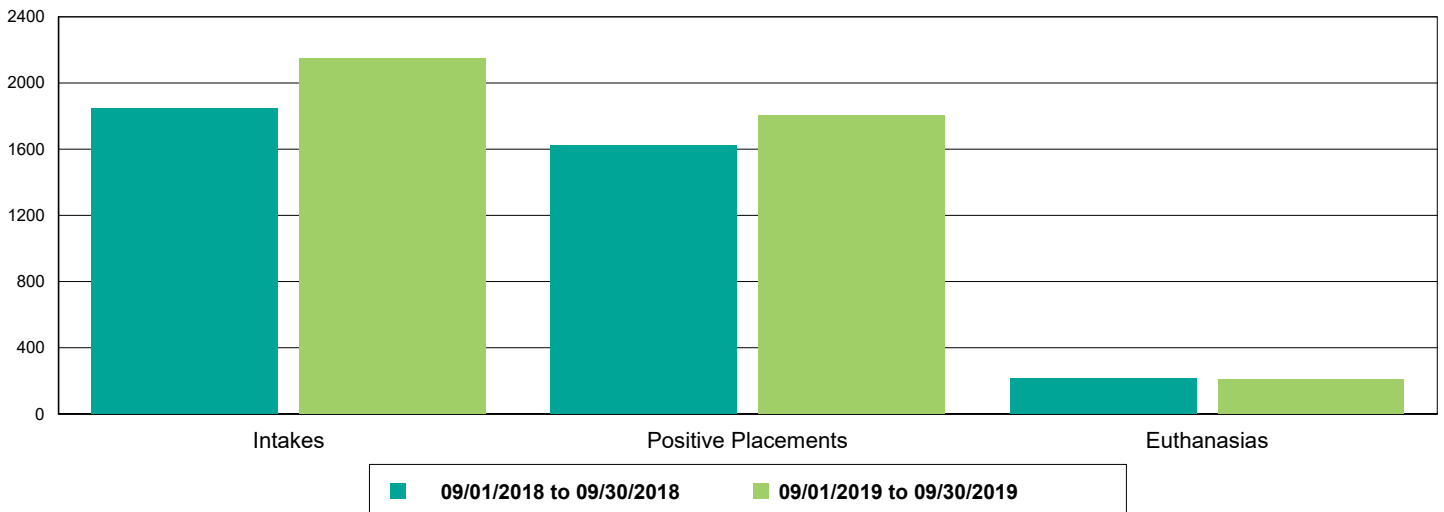
Dog Intakes, Positive Placements, and Euthanasias



Cat Intakes, Positive Placements, and Euthanasias



Dogs And Cats Intakes, Positive Placements, and Euthanasias

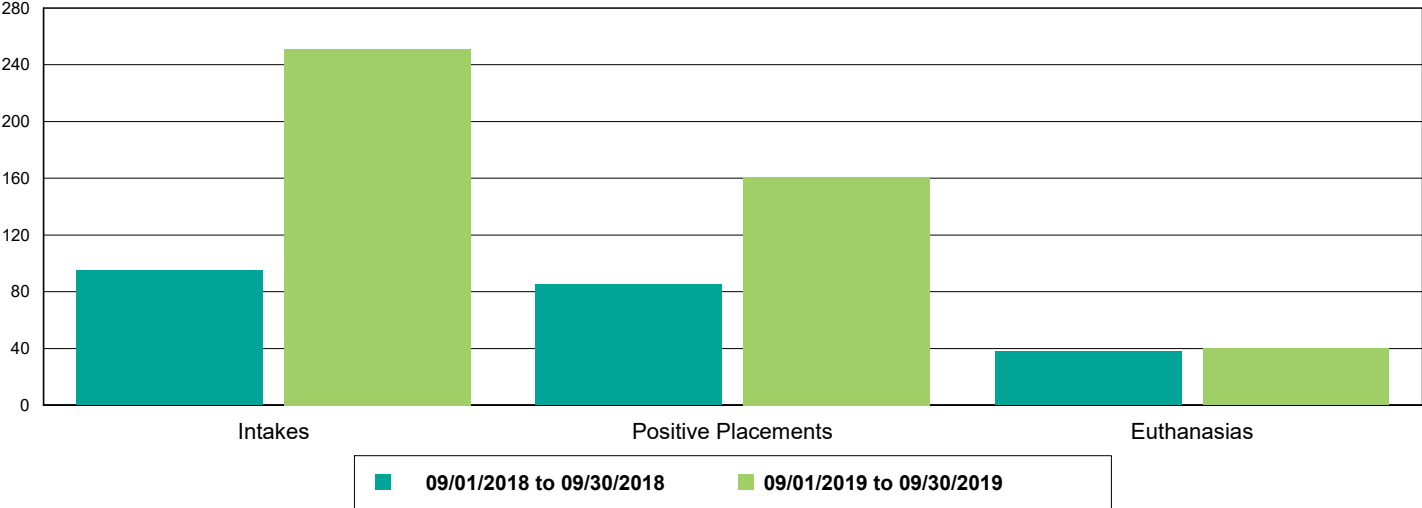


The Animal Foundation Dashboard



All of us for all of them.

Other Intakes, Positive Placements, and Euthanasias



The Animal Foundation Dashboard



All of us for all of them.

Live Release, Euthanasia, and Adoption Return Rates

09/01/18 to 09/30/18

09/01/19 to 09/30/19

Percent Change

All Jurisdictions

Total

Live Release Rate	86.48%	88.53%	2.37%
Euthanasia Rate	12.04%	10.79%	-10.39%
Adoption Return Rate	4.27%	5.50%	28.91%

Dogs and Cats

Live Release Rate	87.12%	89.15%	2.32%
Euthanasia Rate	11.43%	10.36%	-9.34%
Adoption Return Rate	4.41%	5.71%	29.44%

Young (<= 5 mo)

Live Release Rate	90.61%	93.09%	2.74%
Euthanasia Rate	3.87%	5.43%	40.46%
Adoption Return Rate	0.76%	3.25%	328.57%

Adult (>= 6 mo)

Live Release Rate	86.28%	88.16%	2.18%
Euthanasia Rate	13.25%	11.59%	-12.52%
Adoption Return Rate	6.02%	6.75%	12.11%

Dogs

Live Release Rate	89.73%	90.10%	0.41%
Euthanasia Rate	9.54%	9.75%	2.20%
Adoption Return Rate	5.77%	6.56%	13.71%

Young (<= 5 mo)

Live Release Rate	92.93%	98.91%	6.44%
Euthanasia Rate	1.01%	1.09%	7.61%
Adoption Return Rate	1.69%	0.00%	-100.00%

Adult (>= 6 mo)

Live Release Rate	89.46%	89.43%	-0.02%
Euthanasia Rate	10.28%	10.40%	1.17%
Adoption Return Rate	6.24%	7.43%	19.07%

Cats

Live Release Rate	81.98%	87.39%	6.61%
Euthanasia Rate	15.15%	11.48%	-24.20%
Adoption Return Rate	1.72%	4.40%	155.26%

Young (<= 5 mo)

Live Release Rate	89.73%	91.37%	1.83%
Euthanasia Rate	4.94%	6.71%	35.73%
Adoption Return Rate	0.49%	4.26%	772.34%

Adult (>= 6 mo)

Live Release Rate	76.37%	84.29%	10.36%
Euthanasia Rate	22.53%	15.21%	-32.47%
Adoption Return Rate	4.71%	4.60%	-2.30%

Others

Live Release Rate	67.46%	76.67%	13.65%
Euthanasia Rate	30.16%	19.05%	-36.84%
Adoption Return Rate	0.00%	1.06%	106.38%

The Animal Foundation Dashboard



All of us for all of them.

Young (<= 5 mo)

Live Release Rate	100.00%	100.00%	0.00%
Euthanasia Rate	0.00%	0.00%	0.00%
Adoption Return Rate	0.00%	0.00%	0.00%

Adult (>= 6 mo)

Live Release Rate	66.67%	76.44%	14.66%
Euthanasia Rate	30.89%	19.23%	-37.75%
Adoption Return Rate	0.00%	1.08%	107.53%