

# The Animal Foundation Dashboard



All of us for all of them.

## Intake Totals

	05/01/18 to 05/31/18	05/01/19 to 05/31/19	Percent Change
<b>All Jurisdictions</b>	<b>2,327</b>	<b>2,939</b>	<b>26.30%</b>
<b>Dogs</b>	<b>1,364</b>	<b>1,595</b>	<b>16.94%</b>
<b>Picked up by Animal Control</b>	770	822	6.75%
<b>Stray Animals</b>	529	525	-0.76%
<b>Owner Surrenders</b>	68	64	-5.88%
<b>Confiscations</b>	173	233	34.68%
<b>Dropped off at The Animal Foundation</b>	594	773	30.13%
<b>Stray Animals</b>	431	574	33.18%
<b>Owner Surrenders</b>	103	140	35.92%
<b>Adoption Returns</b>	53	54	1.89%
<b>Born at TAF</b>	7	5	-28.57%
<b>Cats</b>	<b>726</b>	<b>1,164</b>	<b>60.33%</b>
<b>Picked up by Animal Control</b>	278	469	68.71%
<b>Stray Animals</b>	191	378	97.91%
<b>Owner Surrenders</b>	36	19	-47.22%
<b>Confiscations</b>	51	72	41.18%
<b>Dropped off at The Animal Foundation</b>	448	695	55.13%
<b>Stray Animals</b>	382	577	51.05%
<b>Owner Surrenders</b>	53	98	84.91%
<b>Adoption Returns</b>	8	13	62.50%
<b>Born at TAF</b>	5	7	40.00%
<b>Others</b>	<b>237</b>	<b>180</b>	<b>-24.05%</b>
<b>Picked up by Animal Control</b>	204	108	-47.06%
<b>Stray Animals</b>	80	77	-3.75%
<b>Owner Surrenders</b>	66	0	-100.00%
<b>Confiscations</b>	58	31	-46.55%
<b>Dropped off at The Animal Foundation</b>	33	72	118.18%
<b>Stray Animals</b>	31	64	106.45%
<b>Owner Surrenders</b>	2	7	250.00%
<b>Adoption Returns</b>	0	1	100.00%

# The Animal Foundation Dashboard



All of us for all of them.

## Outcome Totals

	05/01/18 to 05/31/18	05/01/19 to 05/31/19	Percent Change
<b>All Jurisdictions</b>	<b>2,084</b>	<b>2,708</b>	<b>29.94%</b>
<b>Dogs</b>	<b>1,285</b>	<b>1,623</b>	<b>26.30%</b>
Adoption	552	732	32.61%
Died	9	14	55.56%
Euthanasia	101	181	79.21%
Missing/Escaped	2	1	-50.00%
Returned to Owner	358	462	29.05%
Transfer	263	233	-11.41%
<b>Cats</b>	<b>622</b>	<b>889</b>	<b>42.93%</b>
Adoption	278	346	24.46%
Died	20	33	65.00%
Euthanasia	107	181	69.16%
Missing/Escaped	4	1	-75.00%
Returned to Owner	16	31	93.75%
RTF	22	28	27.27%
SNR	61	134	119.67%
Transfer	114	135	18.42%
<b>Others</b>	<b>177</b>	<b>196</b>	<b>10.73%</b>
Adoption	46	62	34.78%
Died	11	5	-54.55%
Euthanasia	46	64	39.13%
Missing/Escaped	0	1	100.00%
Returned to Owner	6	11	83.33%
RTF	34	1	-97.06%
Transfer	34	52	52.94%

# The Animal Foundation Dashboard



All of us for all of them.

## Foster Statistics

05/01/18 to 05/31/18

05/01/19 to 05/31/19

Percent Change

### All Jurisdictions

#### Total

Animals Sent to Foster	348	546	56.90%
Animal Returned from Foster	246	357	45.12%
Foster Parents	132	246	86.36%
Avg. Time in Foster	31	23	-26.12%

#### Dogs

Animals Sent to Foster	66	140	112.12%
Animal Returned from Foster	44	139	215.91%
Foster Parents	43	113	162.79%
Avg. Time in Foster	31	19	-40.57%

#### Cats

Animals Sent to Foster	270	393	45.56%
Animal Returned from Foster	178	203	14.04%
Foster Parents	87	133	52.87%
Avg. Time in Foster	32	25	-22.05%

#### Others

Animals Sent to Foster	12	13	8.33%
Animal Returned from Foster	24	15	-37.50%
Foster Parents	6	3	-50.00%
Avg. Time in Foster	14	21	47.87%

# The Animal Foundation Dashboard



All of us for all of them.

## Shelter Surgery Totals

	5/1/2018 to 5/31/2018	5/1/2019 to 5/31/2019	Percent Change
<b>All Jurisdictions</b>	<b>1,484</b>	<b>1,623</b>	<b>9.37%</b>
<b>Dogs</b>	<b>650</b>	<b>742</b>	<b>14.15%</b>
Spay/Neuter	642	725	12.93%
Adoption	378	437	15.61%
Transfer to Partner	110	75	-31.82%
Returned to Owner	122	159	30.33%
Foster	17	52	205.88%
Other Outcomes	15	2	-86.67%
Other Surgery	8	17	112.50%
Adoption	2	4	100.00%
Transfer to Partner	1	2	100.00%
Returned to Owner	2	8	300.00%
Foster	1	2	100.00%
Other Outcomes	2	1	-50.00%
<b>Cats</b>	<b>797</b>	<b>867</b>	<b>8.78%</b>
Spay/Neuter	489	545	11.45%
Adoption	220	226	2.73%
Transfer to Partner	14	14	0.00%
Returned to Owner	4	7	75.00%
SNR	62	137	120.97%
TNR	178	137	-23.03%
Foster	9	18	100.00%
Other Outcomes	2	6	200.00%
Other Surgery	308	322	4.55%
Adoption	31	11	-64.52%
Transfer to Partner	3	5	66.67%
Returned to Owner	5	4	-20.00%
SNR	62	138	122.58%
TNR	187	140	-25.13%
RTF	16	20	25.00%
Foster	1	0	-100.00%
Other Outcomes	3	4	33.33%
<b>Others</b>	<b>37</b>	<b>14</b>	<b>-62.16%</b>
Spay/Neuter	37	14	-62.16%
Adoption	27	8	-70.37%
Transfer to Partner	9	2	-77.78%
Returned to Owner	0	1	100.00%
Foster	0	2	200.00%
Other Outcomes	1	1	0.00%

# The Animal Foundation Dashboard



All of us for all of them.

## Public Services

	05/01/18 to 05/31/18	05/01/19 to 05/31/19	Percent Change
<b>Dogs</b>	<b>1,668</b>	<b>1,721</b>	<b>3.18%</b>
Owner Requested Euthanasia	192	210	9.38%
Public S/N Clinic - Microchips Implanted	105	83	-20.95%
Public S/N Clinic - Surgeries	227	202	-11.01%
Public S/N Clinic - Animals Vaccinated	137	120	-12.41%
Bordetella	126	107	-15.08%
DAPPv	128	113	-11.72%
Deworming	16	10	-37.50%
Rabies	98	101	3.06%
Vaccine Clinic - Microchips Implanted	97	75	-22.68%
Vaccine Clinic - Animals Vaccinated	1,265	1,309	3.48%
Bordetella	943	815	-13.57%
DAPPv	1,158	1,231	6.30%
Deworming	595	644	8.24%
K9 H3N2	188	80	-57.45%
Rabies	642	712	10.90%
<b>Cats</b>	<b>211</b>	<b>302</b>	<b>43.13%</b>
Owner Requested Euthanasia	49	52	6.12%
Public S/N Clinic - Feline Testing - Cats Tested	1	38	3,700.00%
Public S/N Clinic - Microchips Implanted	30	68	126.67%
Public S/N Clinic - Surgeries	58	106	82.76%
Public S/N Clinic - Animals Vaccinated	49	96	95.92%
Deworming	6	28	366.67%
FeLV	10	62	520.00%
FRCPC	49	96	95.92%
Rabies	43	55	27.91%
Vaccine Clinic - Microchips Implanted	18	25	38.89%
Vaccine Clinic - Animals Vaccinated	106	141	33.02%
Deworming	52	71	36.54%
FeLV	41	50	21.95%
FRCPC	92	122	32.61%
Rabies	68	78	14.71%
<b>Others</b>	<b>3</b>	<b>2</b>	<b>-33.33%</b>
Owner Requested Euthanasia	3	2	-33.33%

# The Animal Foundation Dashboard



All of us for all of them.

Current Inventory as of 09/17/2019 14:59

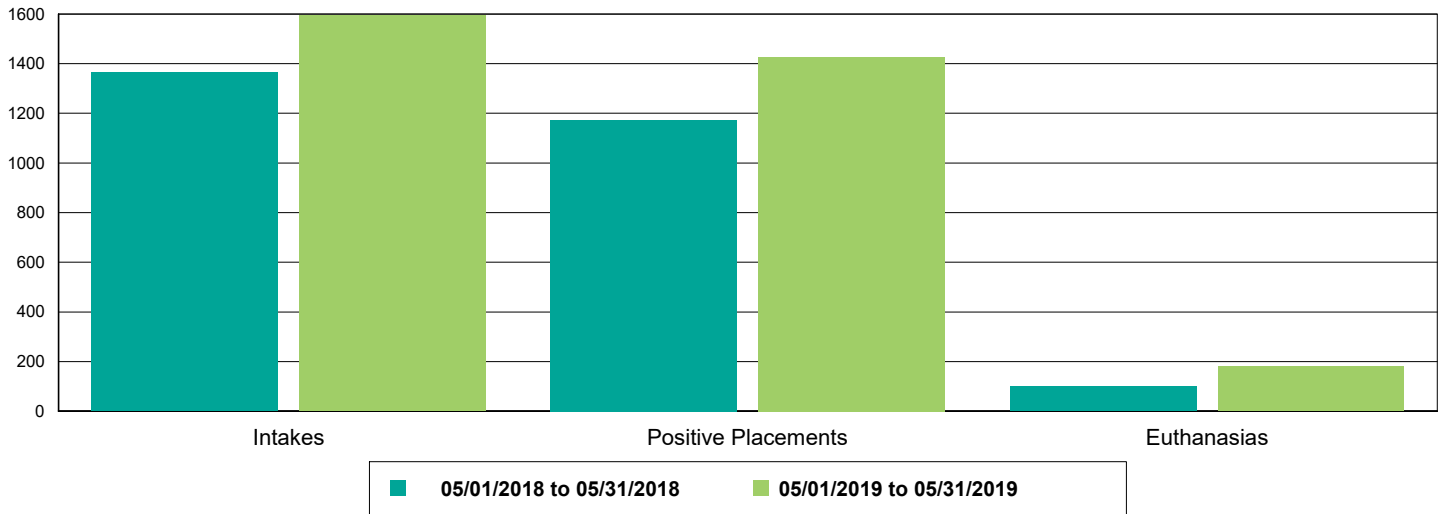
<b>All Jurisdictions</b>	<b>1,248</b>
<b>Cats</b>	<b>585</b>
BUNGALOWS	19
EAC	7
FOSTER	356
LIED	198
OFFSITE	5
<b>Dogs</b>	<b>498</b>
BUNGALOWS	140
EAC	22
FOSTER	120
LIED	182
OFFSITE	16
WVC	18
<b>Others</b>	<b>165</b>
BUNGALOWS	9
FOSTER	15
LIED	132
OFFSITE	8
TENT	1

# The Animal Foundation Dashboard

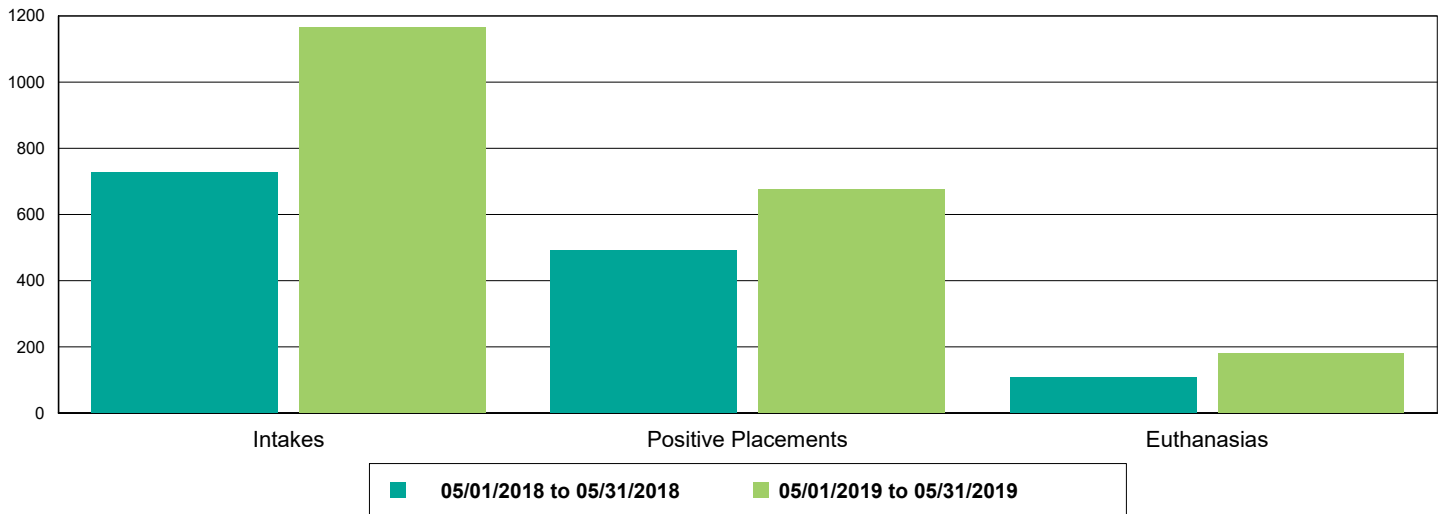


All of us for all of them.

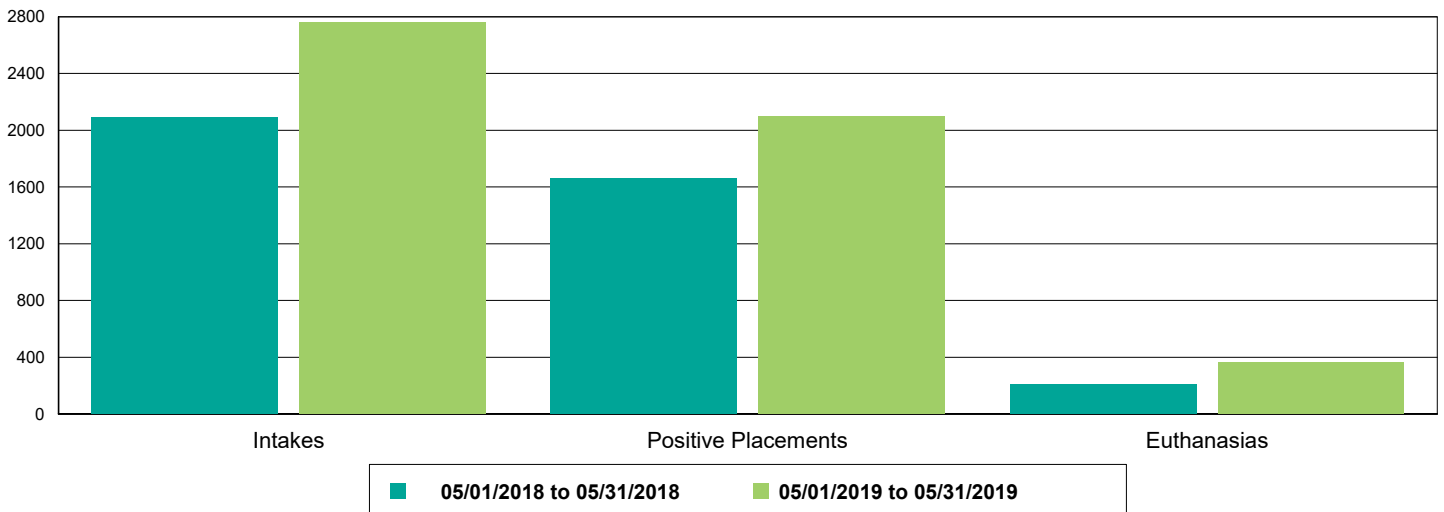
## Dog Intakes, Positive Placements, and Euthanasias



## Cat Intakes, Positive Placements, and Euthanasias



## Dogs And Cats Intakes, Positive Placements, and Euthanasias

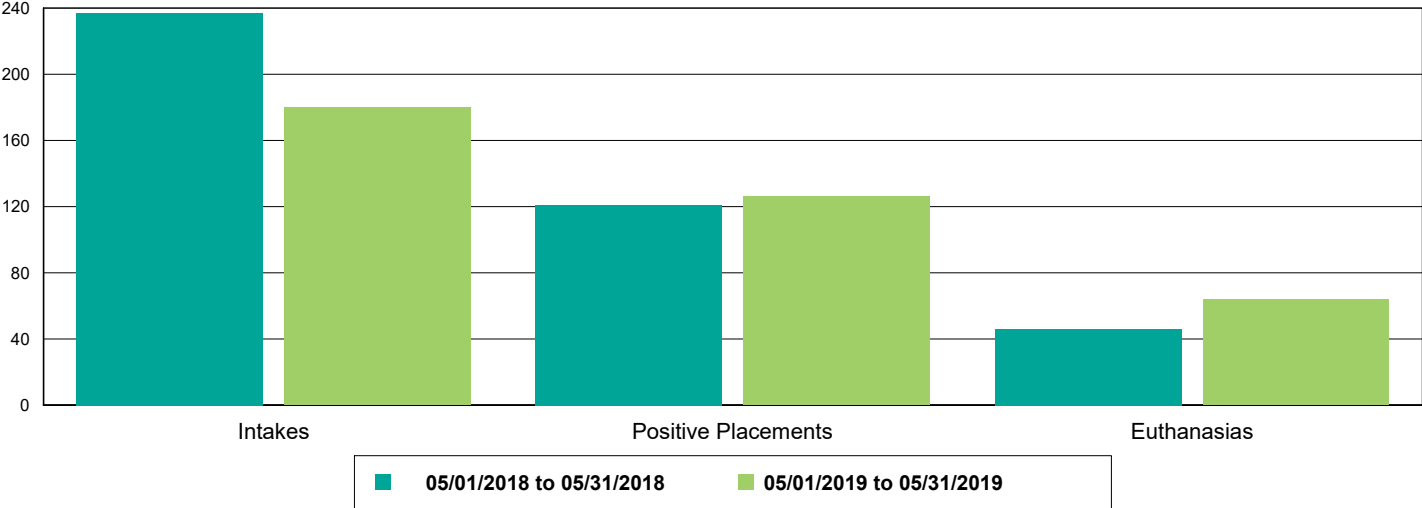


# The Animal Foundation Dashboard



All of us for all of them.

## Other Intakes, Positive Placements, and Euthanasias





# The Animal Foundation Dashboard



All of us for all of them.

## Live Release, Euthanasia, and Adoption Return Rates

05/01/18 to 05/31/18

05/01/19 to 05/31/19

Percent Change

### All Jurisdictions

#### Total

Live Release Rate	86.40%	82.91%	-4.03%
Euthanasia Rate	11.57%	15.10%	30.44%
Adoption Return Rate	7.15%	6.09%	-14.84%

#### Dogs and Cats

Live Release Rate	87.26%	83.64%	-4.15%
Euthanasia Rate	10.91%	14.41%	32.12%
Adoption Return Rate	7.35%	6.22%	-15.43%

#### Young (<= 5 mo)

Live Release Rate	84.29%	80.29%	-4.74%
Euthanasia Rate	9.14%	14.32%	56.57%
Adoption Return Rate	1.47%	2.38%	61.90%

#### Adult (>= 6 mo)

Live Release Rate	87.93%	84.43%	-3.97%
Euthanasia Rate	11.30%	14.43%	27.69%
Adoption Return Rate	9.27%	7.38%	-20.29%

#### Dogs

Live Release Rate	91.28%	87.92%	-3.68%
Euthanasia Rate	7.86%	11.15%	41.89%
Adoption Return Rate	9.60%	7.38%	-23.17%

#### Young (<= 5 mo)

Live Release Rate	91.43%	92.91%	1.62%
Euthanasia Rate	4.29%	5.51%	28.61%
Adoption Return Rate	2.86%	2.78%	-2.78%

#### Adult (>= 6 mo)

Live Release Rate	91.28%	87.50%	-4.14%
Euthanasia Rate	8.07%	11.63%	44.20%
Adoption Return Rate	10.06%	7.88%	-21.67%

#### Cats

Live Release Rate	78.94%	75.82%	-3.96%
Euthanasia Rate	17.20%	20.36%	18.35%
Adoption Return Rate	2.88%	3.76%	30.56%

#### Young (<= 5 mo)

Live Release Rate	82.50%	75.77%	-8.15%
Euthanasia Rate	10.36%	17.46%	68.63%
Adoption Return Rate	1.18%	2.22%	87.78%

#### Adult (>= 6 mo)

Live Release Rate	76.02%	75.84%	-0.24%
Euthanasia Rate	22.81%	22.28%	-2.29%
Adoption Return Rate	5.50%	5.42%	-1.51%

#### Others

Live Release Rate	67.98%	64.29%	-5.43%
Euthanasia Rate	25.84%	32.65%	26.35%
Adoption Return Rate	0.00%	1.61%	161.29%

# The Animal Foundation Dashboard



All of us for all of them.

### Young (<= 5 mo)

<b>Live Release Rate</b>	79.31%	76.19%	-3.93%
<b>Euthanasia Rate</b>	20.69%	19.05%	-7.94%
<b>Adoption Return Rate</b>	0.00%	0.00%	0.00%

### Adult (>= 6 mo)

<b>Live Release Rate</b>	65.77%	62.86%	-4.43%
<b>Euthanasia Rate</b>	26.85%	34.29%	27.71%
<b>Adoption Return Rate</b>	0.00%	1.69%	169.49%