

The Animal Foundation Dashboard



All of us for all of them.

Intake Totals

	06/01/21 to 06/30/21	06/01/22 to 06/30/22	Percent Change
All Jurisdictions	2,117	2,638	24.61%
Dogs	1,143	1,378	20.56%
Picked up by Animal Control	751	736	-2.00%
Stray Animals	482	441	-8.51%
Owner Surrenders	73	60	-17.81%
Confiscations	196	235	19.90%
Dropped off at The Animal Foundation	392	642	63.78%
Stray Animals	283	447	57.95%
Owner Surrenders	79	134	69.62%
Adoption Returns	30	51	70.00%
Born at TAF	0	10	1,000.00%
Cats	731	998	36.53%
Picked up by Animal Control	384	329	-14.32%
Stray Animals	250	226	-9.60%
Owner Surrenders	76	26	-65.79%
Confiscations	54	77	42.59%
Born at TAF	4	0	-100.00%
Dropped off at The Animal Foundation	347	669	92.80%
Stray Animals	290	592	104.14%
Owner Surrenders	45	61	35.56%
Adoption Returns	6	10	66.67%
Born at TAF	6	6	0.00%
Others	243	262	7.82%
Picked up by Animal Control	186	172	-7.53%
Stray Animals	101	115	13.86%
Owner Surrenders	4	2	-50.00%
Confiscations	81	55	-32.10%
Dropped off at The Animal Foundation	57	90	57.89%
Stray Animals	33	65	96.97%
Owner Surrenders	21	12	-42.86%
Adoption Returns	1	1	0.00%
Born at TAF	2	12	500.00%

The Animal Foundation Dashboard



All of us for all of them.

Outcome Totals

	06/01/21 to 06/30/21	06/01/22 to 06/30/22	Percent Change
All Jurisdictions	1,693	2,603	53.75%
Dogs	932	1,353	45.17%
Adoption	319	580	81.82%
Died	5	7	40.00%
Euthanasia	97	218	124.74%
Missing/Escaped	0	9	900.00%
Returned to Owner	349	365	4.58%
Transfer	162	174	7.41%
Cats	570	984	72.63%
Adoption	333	462	38.74%
Died	38	26	-31.58%
Euthanasia	57	185	224.56%
Missing/Escaped	1	1	0.00%
Returned to Owner	22	29	31.82%
RTF	18	35	94.44%
SNR	63	181	187.30%
Transfer	38	65	71.05%
Others	191	266	39.27%
Adoption	69	108	56.52%
Died	14	15	7.14%
Euthanasia	54	76	40.74%
Missing/Escaped	1	1	0.00%
Returned to Owner	10	28	180.00%
RTF	12	9	-25.00%
Transfer	31	29	-6.45%

The Animal Foundation Dashboard



All of us for all of them.

Foster Statistics

06/01/21 to 06/30/21 06/01/22 to 06/30/22 Percent Change

All Jurisdictions

Total

Animals Sent to Foster	267	250	-6.37%
Animal Returned from Foster	184	270	46.74%
Foster Parents	117	100	-14.53%
Avg. Time in Foster	32	60	90.56%

Dogs

Animals Sent to Foster	37	31	-16.22%
Animal Returned from Foster	46	35	-23.91%
Foster Parents	22	27	22.73%
Avg. Time in Foster	19	10	-49.30%

Cats

Animals Sent to Foster	227	212	-6.61%
Animal Returned from Foster	130	225	73.08%
Foster Parents	95	72	-24.21%
Avg. Time in Foster	36	68	88.44%

Others

Animals Sent to Foster	3	7	133.33%
Animal Returned from Foster	8	10	25.00%
Foster Parents	1	2	100.00%
Avg. Time in Foster	33	65	96.04%

Foster to Adopt Statistics

06/01/21 to 06/30/21 06/01/22 to 06/30/22 Percent Change

All Jurisdictions

Total

Animals Sent to Foster to Adopt	202	100	-50.50%
Animal Returned from Foster to Adopt	99	117	18.18%
Foster to Adopt Parents	193	92	-52.33%
Avg. Time in Foster to Adopt	21	175	740.82%

Dogs

Animals Sent to Foster to Adopt	118	38	-67.80%
Animal Returned from Foster to Adopt	33	71	115.15%
Foster to Adopt Parents	114	36	-68.42%
Avg. Time in Foster to Adopt	12	171	1,357.20%

Cats

Animals Sent to Foster to Adopt	80	44	-45.00%
Animal Returned from Foster to Adopt	66	45	-31.82%
Foster to Adopt Parents	75	42	-44.00%
Avg. Time in Foster to Adopt	25	185	629.47%

Others

Animals Sent to Foster to Adopt	4	18	350.00%
Animal Returned from Foster to Adopt	0	1	100.00%
Foster to Adopt Parents	4	14	250.00%
Avg. Time in Foster to Adopt	0	6	595.83%

The Animal Foundation Dashboard



All of us for all of them.

Shelter Surgery Totals

	6/1/2021 to 6/30/2021	6/1/2022 to 6/30/2022	Percent Change
All Jurisdictions	703	1,008	43.39%
Dogs	331	583	76.13%
Spay/Neuter	331	582	75.83%
Adoption	176	372	111.36%
Transfer to Partner	33	20	-39.39%
Returned to Owner	106	166	56.60%
Foster	11	10	-9.09%
Other Outcomes	5	14	180.00%
Other Surgery	0	1	100.00%
Returned to Owner	0	1	100.00%
Cats	349	405	16.05%
Spay/Neuter	349	405	16.05%
Adoption	238	309	29.83%
Transfer to Partner	5	4	-20.00%
Returned to Owner	8	22	175.00%
SNR	22	47	113.64%
Foster	39	16	-58.97%
Other Outcomes	37	7	-81.08%
Others	23	20	-13.04%
Spay/Neuter	23	20	-13.04%
Adoption	17	17	0.00%
Transfer to Partner	4	0	-100.00%
Foster	1	0	-100.00%
Other Outcomes	1	3	200.00%

The Animal Foundation Dashboard



All of us for all of them.

Public Services

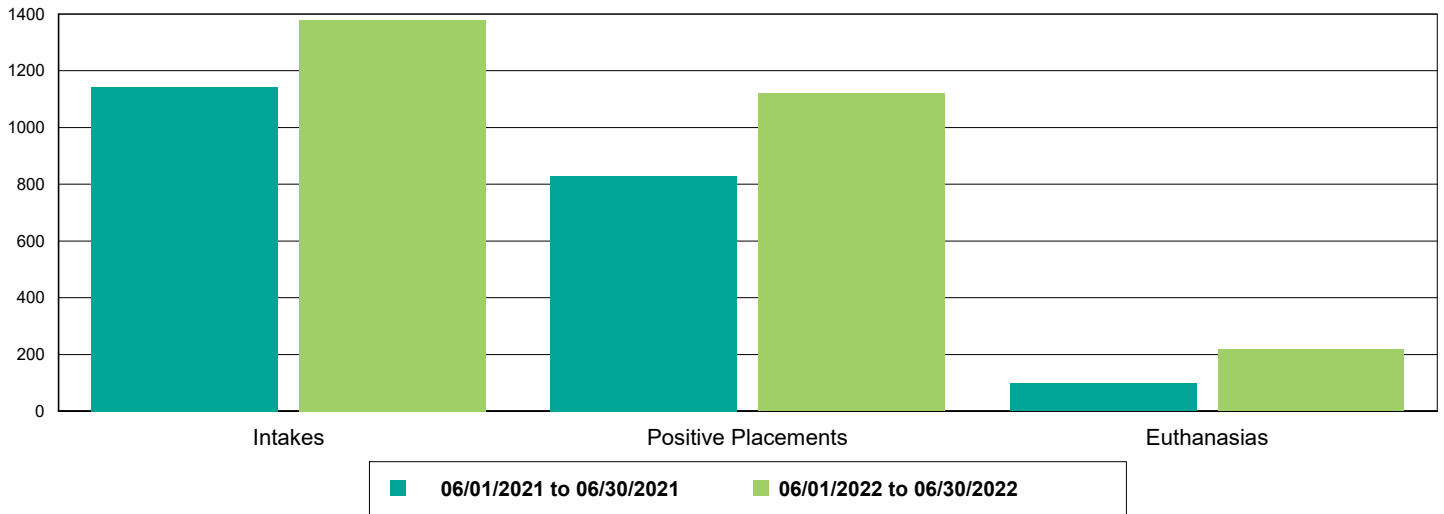
	06/01/21 to 06/30/21	06/01/22 to 06/30/22	Percent Change
Dogs	420	217	-48.33%
Owner Requested Euthanasia	122	133	9.02%
Vaccine Clinic - Microchips Implanted	31	1	-96.77%
Vaccine Clinic - Animals Vaccinated	285	84	-70.53%
Bordetella	130	2	-98.46%
DAPPv	249	84	-66.27%
Deworming	123	3	-97.56%
K9 FLU BIVALENT	1	0	-100.00%
Rabies	175	66	-62.29%
Cats	98	24	-75.51%
Owner Requested Euthanasia	30	24	-20.00%
Vaccine Clinic - Microchips Implanted	3	0	-100.00%
Vaccine Clinic - Animals Vaccinated	68	0	-100.00%
Deworming	34	0	-100.00%
FeLV	1	0	-100.00%
FRCPC	66	0	-100.00%
Rabies	49	0	-100.00%
Others	5	1	-80.00%
Owner Requested Euthanasia	5	1	-80.00%

The Animal Foundation Dashboard

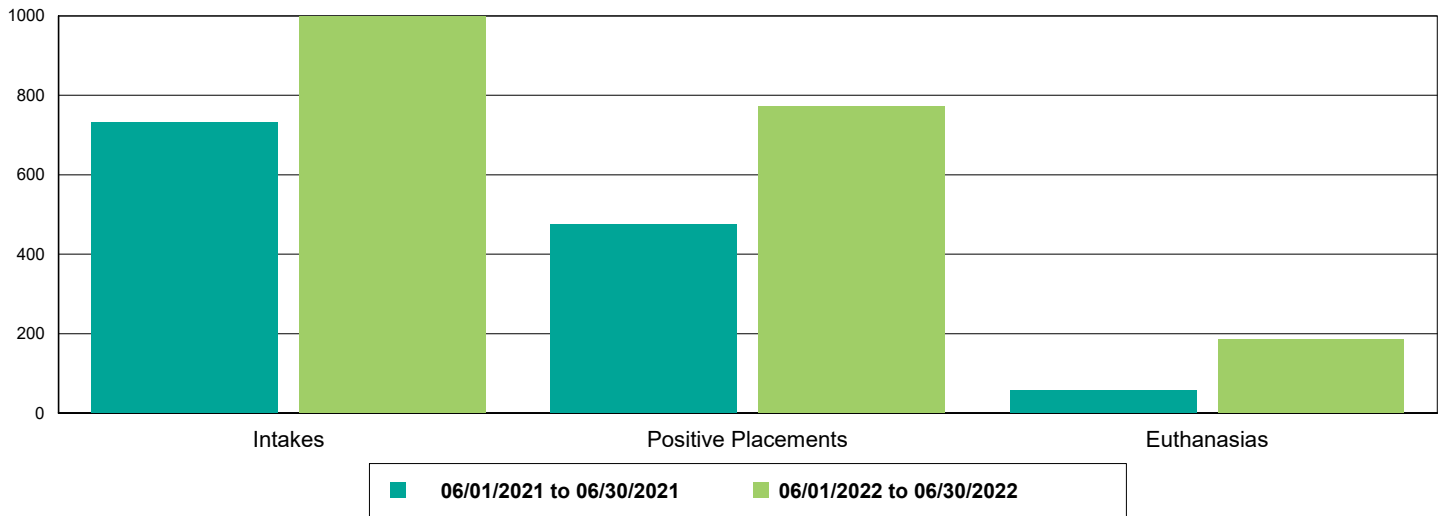


All of us for all of them.

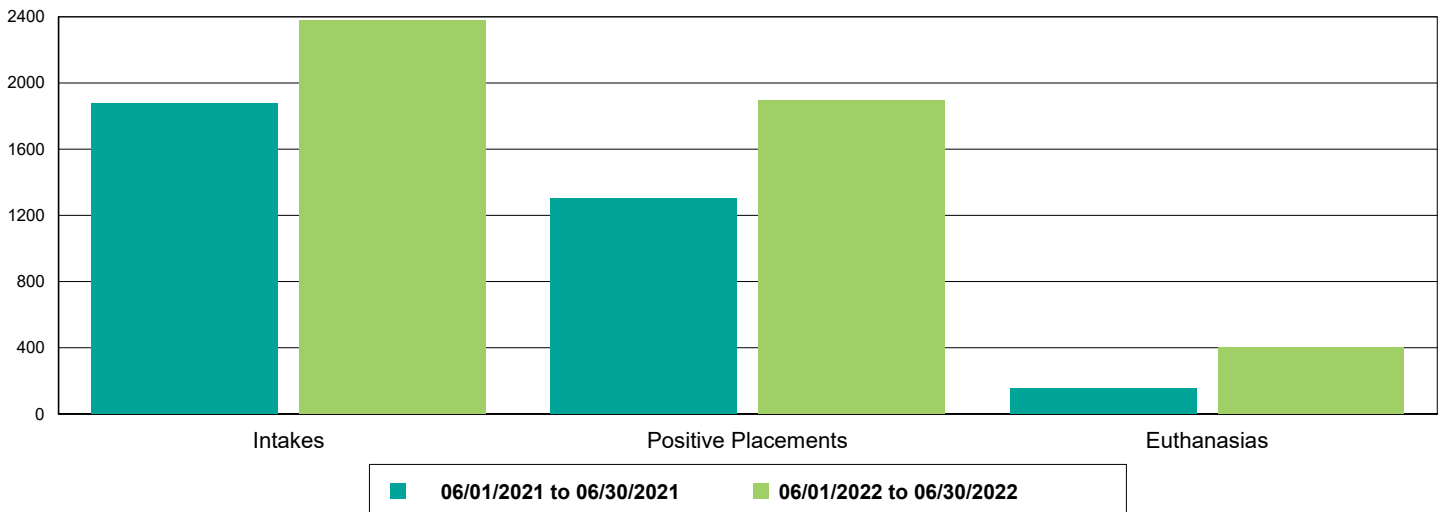
Dog Intakes, Positive Placements, and Euthanasias



Cat Intakes, Positive Placements, and Euthanasias



Dogs And Cats Intakes, Positive Placements, and Euthanasias

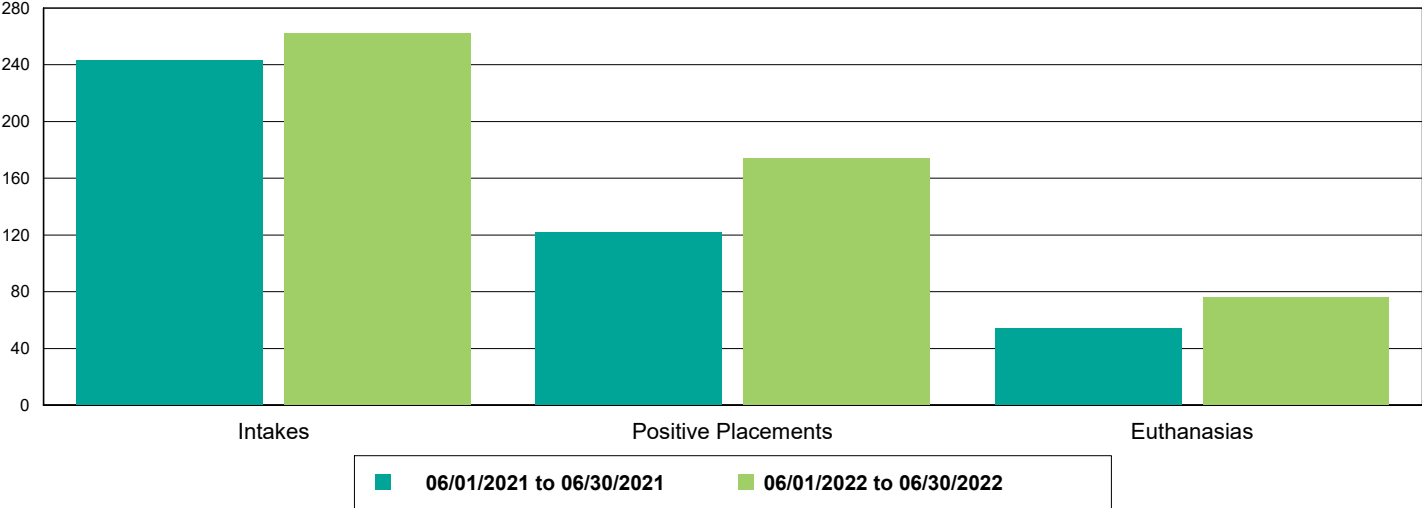


The Animal Foundation Dashboard



All of us for all of them.

Other Intakes, Positive Placements, and Euthanasias



The Animal Foundation Dashboard



All of us for all of them.

Live Release, Euthanasia, and Adoption Return Rates

06/01/21 to 06/30/21

06/01/22 to 06/30/22

Percent Change

All Jurisdictions

Total			
Live Release Rate	84.23%	79.33%	-5.81%
Euthanasia Rate	12.29%	18.40%	49.78%
Adoption Return Rate	5.13%	5.39%	5.06%

Dogs and Cats			
Live Release Rate	86.82%	80.92%	-6.80%
Euthanasia Rate	10.25%	17.24%	68.19%
Adoption Return Rate	5.52%	5.85%	6.02%

Young (<= 5 mo)			
Live Release Rate	85.71%	78.28%	-8.67%
Euthanasia Rate	5.81%	16.79%	188.90%
Adoption Return Rate	2.02%	1.84%	-8.90%

Adult (>= 6 mo)			
Live Release Rate	87.24%	81.72%	-6.32%
Euthanasia Rate	11.94%	17.38%	45.62%
Adoption Return Rate	8.45%	7.68%	-9.10%

Dogs			
Live Release Rate	89.06%	82.71%	-7.13%
Euthanasia Rate	10.41%	16.11%	54.81%
Adoption Return Rate	9.40%	8.79%	-6.50%

Young (<= 5 mo)			
Live Release Rate	98.53%	92.77%	-5.84%
Euthanasia Rate	0.00%	4.82%	481.93%
Adoption Return Rate	5.41%	2.38%	-55.95%

Adult (>= 6 mo)			
Live Release Rate	88.31%	82.05%	-7.09%
Euthanasia Rate	11.23%	16.85%	50.09%
Adoption Return Rate	9.93%	9.29%	-6.40%

Cats			
Live Release Rate	83.16%	78.46%	-5.66%
Euthanasia Rate	10.00%	18.80%	88.01%
Adoption Return Rate	1.80%	2.16%	20.13%

Young (<= 5 mo)			
Live Release Rate	83.19%	75.70%	-9.00%
Euthanasia Rate	6.96%	18.92%	172.04%
Adoption Return Rate	1.54%	1.76%	14.44%

Adult (>= 6 mo)			
Live Release Rate	83.11%	80.92%	-2.63%
Euthanasia Rate	14.67%	18.69%	27.43%
Adoption Return Rate	2.74%	2.81%	2.53%

Others			
Live Release Rate	63.87%	65.41%	2.41%
Euthanasia Rate	28.27%	28.57%	1.06%
Adoption Return Rate	1.45%	0.93%	-36.11%

The Animal Foundation Dashboard



All of us for all of them.

Young (<= 5 mo)

Live Release Rate	92.31%	66.67%	-27.78%
Euthanasia Rate	7.69%	0.00%	-100.00%
Adoption Return Rate	0.00%	0.00%	0.00%

Adult (>= 6 mo)

Live Release Rate	61.80%	65.35%	5.76%
Euthanasia Rate	29.78%	29.92%	0.49%
Adoption Return Rate	1.64%	0.94%	-42.45%