

# The Animal Foundation Dashboard



All of us for all of them.

## Intake Totals

	11/01/20 to 11/30/20	11/01/21 to 11/30/21	Percent Change
<b>All Jurisdictions</b>	<b>1,436</b>	<b>1,843</b>	<b>28.34%</b>
<b>Dogs</b>	<b>863</b>	<b>1,099</b>	<b>27.35%</b>
<b>Picked up by Animal Control</b>	472	656	38.98%
<b>Stray Animals</b>	325	401	23.38%
<b>Owner Surrenders</b>	22	38	72.73%
<b>Confiscations</b>	125	217	73.60%
<b>Dropped off at The Animal Foundation</b>	391	443	13.30%
<b>Stray Animals</b>	278	373	34.17%
<b>Owner Surrenders</b>	69	46	-33.33%
<b>Adoption Returns</b>	44	24	-45.45%
<b>Cats</b>	<b>493</b>	<b>504</b>	<b>2.23%</b>
<b>Picked up by Animal Control</b>	236	235	-0.42%
<b>Stray Animals</b>	155	145	-6.45%
<b>Owner Surrenders</b>	41	12	-70.73%
<b>Confiscations</b>	40	78	95.00%
<b>Dropped off at The Animal Foundation</b>	257	269	4.67%
<b>Stray Animals</b>	197	243	23.35%
<b>Owner Surrenders</b>	48	17	-64.58%
<b>Adoption Returns</b>	7	9	28.57%
<b>Born at TAF</b>	5	0	-100.00%
<b>Others</b>	<b>80</b>	<b>240</b>	<b>200.00%</b>
<b>Picked up by Animal Control</b>	52	167	221.15%
<b>Stray Animals</b>	37	66	78.38%
<b>Owner Surrenders</b>	1	54	5,300.00%
<b>Confiscations</b>	14	47	235.71%
<b>Dropped off at The Animal Foundation</b>	28	73	160.71%
<b>Stray Animals</b>	19	55	189.47%
<b>Owner Surrenders</b>	9	8	-11.11%
<b>Adoption Returns</b>	0	3	300.00%
<b>Born at TAF</b>	0	7	700.00%

# The Animal Foundation Dashboard



All of us for all of them.

## Outcome Totals

	11/01/20 to 11/30/20	11/01/21 to 11/30/21	Percent Change
<b>All Jurisdictions</b>	<b>1,526</b>	<b>1,756</b>	<b>15.07%</b>
<b>Dogs</b>	<b>886</b>	<b>999</b>	<b>12.75%</b>
Adoption	393	336	-14.50%
Died	2	9	350.00%
Euthanasia	81	140	72.84%
Missing/Escaped	0	4	400.00%
Returned to Owner	258	339	31.40%
Transfer	152	171	12.50%
<b>Cats</b>	<b>555</b>	<b>455</b>	<b>-18.02%</b>
Adoption	283	184	-34.98%
Died	5	13	160.00%
Euthanasia	77	76	-1.30%
Missing/Escaped	2	0	-100.00%
Returned to Owner	27	31	14.81%
RTF	35	23	-34.29%
SNR	92	91	-1.09%
Transfer	34	37	8.82%
<b>Others</b>	<b>85</b>	<b>302</b>	<b>255.29%</b>
Adoption	39	212	443.59%
Died	1	9	800.00%
Euthanasia	20	23	15.00%
Missing/Escaped	0	4	400.00%
Returned to Owner	4	5	25.00%
RTF	4	9	125.00%
Transfer	17	40	135.29%

# The Animal Foundation Dashboard



All of us for all of them.

## Foster Statistics

11/01/20 to 11/30/20      11/01/21 to 11/30/21      Percent Change

### All Jurisdictions

#### Total

Animals Sent to Foster	128	139	8.59%
Animal Returned from Foster	186	106	-43.01%
Foster Parents	87	80	-8.05%
Avg. Time in Foster	29	70	138.53%

#### Dogs

Animals Sent to Foster	62	48	-22.58%
Animal Returned from Foster	66	22	-66.67%
Foster Parents	44	41	-6.82%
Avg. Time in Foster	15	40	166.59%

#### Cats

Animals Sent to Foster	65	67	3.08%
Animal Returned from Foster	119	74	-37.82%
Foster Parents	42	34	-19.05%
Avg. Time in Foster	38	85	125.29%

#### Others

Animals Sent to Foster	1	24	2,300.00%
Animal Returned from Foster	1	10	900.00%
Foster Parents	1	5	400.00%
Avg. Time in Foster	3	28	982.86%

## Foster to Adopt Statistics

11/01/20 to 11/30/20      11/01/21 to 11/30/21      Percent Change

### All Jurisdictions

#### Total

Animals Sent to Foster to Adopt	53	338	537.74%
Animal Returned from Foster to Adopt	54	164	203.70%
Foster to Adopt Parents	51	321	529.41%
Avg. Time in Foster to Adopt	16	83	417.44%

#### Dogs

Animals Sent to Foster to Adopt	39	224	474.36%
Animal Returned from Foster to Adopt	33	118	257.58%
Foster to Adopt Parents	39	220	464.10%
Avg. Time in Foster to Adopt	14	81	480.38%

#### Cats

Animals Sent to Foster to Adopt	14	104	642.86%
Animal Returned from Foster to Adopt	21	45	114.29%
Foster to Adopt Parents	12	93	675.00%
Avg. Time in Foster to Adopt	19	88	354.18%

#### Others

Animals Sent to Foster to Adopt	0	10	1,000.00%
Animal Returned from Foster to Adopt	0	1	100.00%
Foster to Adopt Parents	0	8	800.00%
Avg. Time in Foster to Adopt	0	101	10,070.83%

# The Animal Foundation Dashboard



All of us for all of them.

## Shelter Surgery Totals

	11/1/2020 to 11/30/202	11/1/2021 to 11/30/202	Percent Change
<b>All Jurisdictions</b>	<b>1,031</b>	<b>487</b>	<b>-52.76%</b>
<b>Dogs</b>	<b>417</b>	<b>302</b>	<b>-27.58%</b>
Spay/Neuter	408	301	-26.23%
Adoption	207	138	-33.33%
Transfer to Partner	65	30	-53.85%
Returned to Owner	99	126	27.27%
Foster	32	2	-93.75%
Other Outcomes	5	5	0.00%
Other Surgery	9	1	-88.89%
Adoption	2	1	-50.00%
Returned to Owner	3	0	-100.00%
Foster	4	0	-100.00%
<b>Cats</b>	<b>602</b>	<b>151</b>	<b>-74.92%</b>
Spay/Neuter	599	151	-74.79%
Adoption	221	36	-83.71%
Transfer to Partner	7	1	-85.71%
Returned to Owner	19	4	-78.95%
SNR	90	98	8.89%
TNR	230	0	-100.00%
Foster	22	5	-77.27%
Other Outcomes	10	7	-30.00%
Other Surgery	3	0	-100.00%
Returned to Owner	1	0	-100.00%
TNR	1	0	-100.00%
RTF	1	0	-100.00%
<b>Others</b>	<b>12</b>	<b>34</b>	<b>183.33%</b>
Spay/Neuter	12	34	183.33%
Adoption	11	18	63.64%
Transfer to Partner	1	13	1200.00%
Other Outcomes	0	3	300.00%

# The Animal Foundation Dashboard



All of us for all of them.

## Public Services

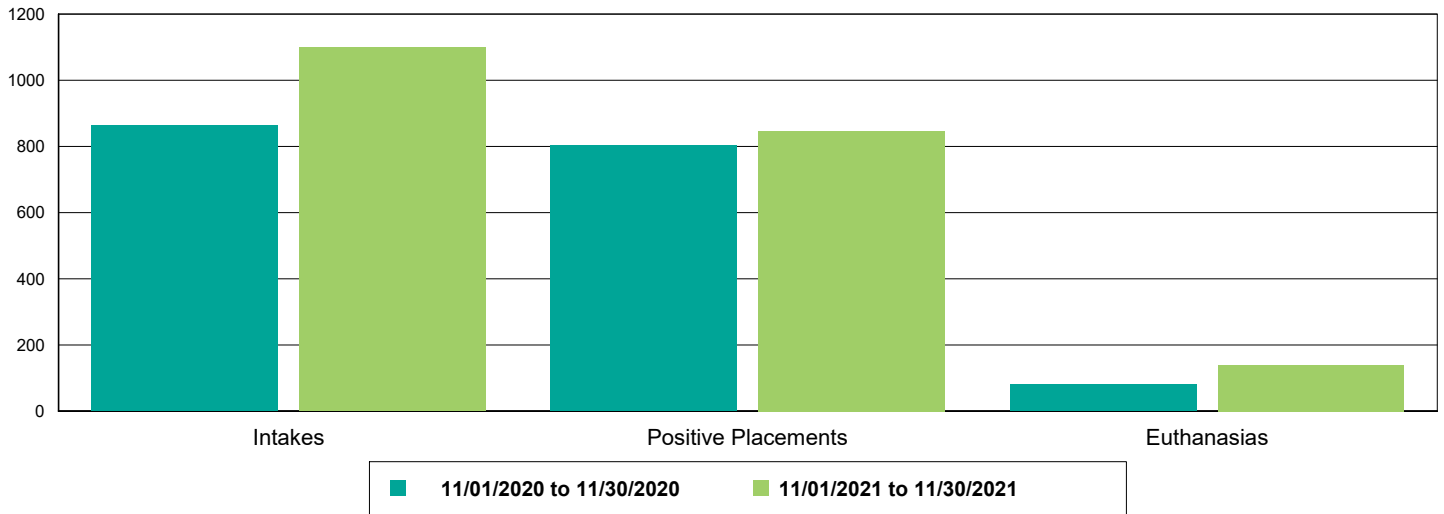
	11/01/20 to 11/30/20	11/01/21 to 11/30/21	Percent Change
<b>Dogs</b>	<b>944</b>	<b>275</b>	<b>-70.87%</b>
Owner Requested Euthanasia	178	156	-12.36%
Public S/N Clinic - Microchips Implanted	34	0	-100.00%
Public S/N Clinic - Surgeries	88	0	-100.00%
Public S/N Clinic - Animals Vaccinated	47	0	-100.00%
Bordetella	39	0	-100.00%
DAPPv	36	0	-100.00%
Deworming	6	0	-100.00%
Rabies	33	0	-100.00%
Vaccine Clinic - Microchips Implanted	52	13	-75.00%
Vaccine Clinic - Animals Vaccinated	671	117	-82.56%
Bordetella	316	64	-79.75%
DAPPv	622	97	-84.41%
Deworming	330	43	-86.97%
K9 FLU BIVALENT	6	3	-50.00%
Rabies	448	67	-85.04%
<b>Cats</b>	<b>272</b>	<b>56</b>	<b>-79.41%</b>
Owner Requested Euthanasia	41	35	-14.63%
Public S/N Clinic - Microchips Implanted	10	0	-100.00%
Public S/N Clinic - Surgeries	47	0	-100.00%
Public S/N Clinic - Animals Vaccinated	30	0	-100.00%
Deworming	15	0	-100.00%
FeLV	2	0	-100.00%
Rabies	26	0	-100.00%
Vaccine Clinic - Microchips Implanted	21	3	-85.71%
Vaccine Clinic - Animals Tested	7	0	-100.00%
FELV/FIV	7	0	-100.00%
Vaccine Clinic - Animals Vaccinated	180	21	-88.33%
Deworming	121	6	-95.04%
FeLV	11	3	-72.73%
FRCPC	178	14	-92.13%
Rabies	124	14	-88.71%
<b>Others</b>	<b>7</b>	<b>2</b>	<b>-71.43%</b>
Owner Requested Euthanasia	7	2	-71.43%

# The Animal Foundation Dashboard

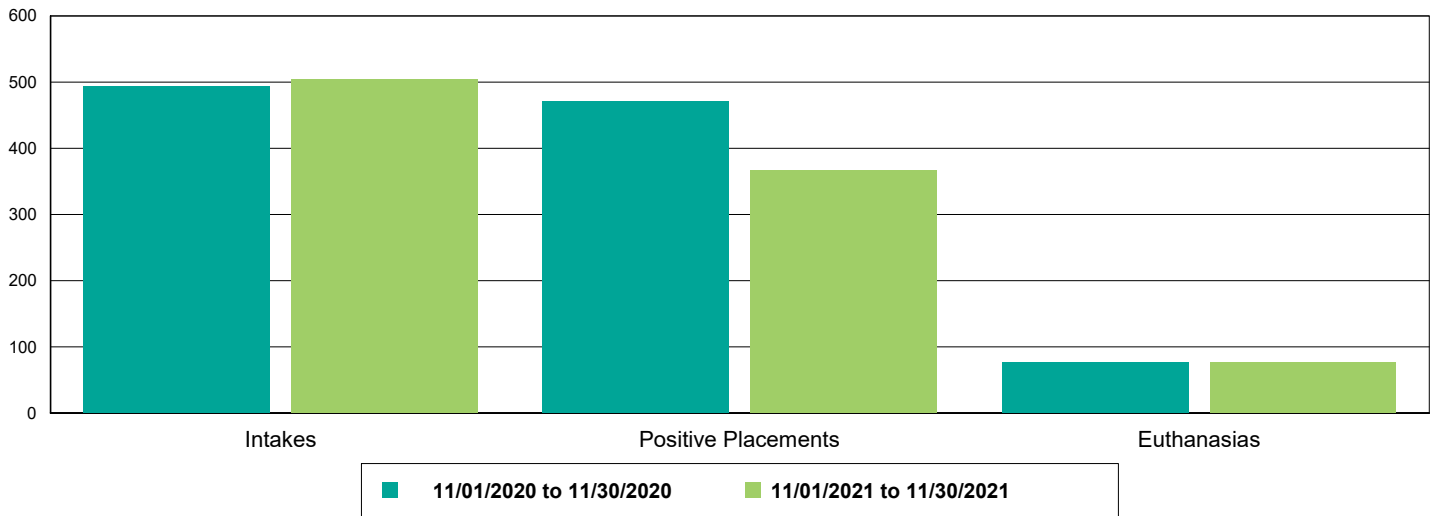


All of us for all of them.

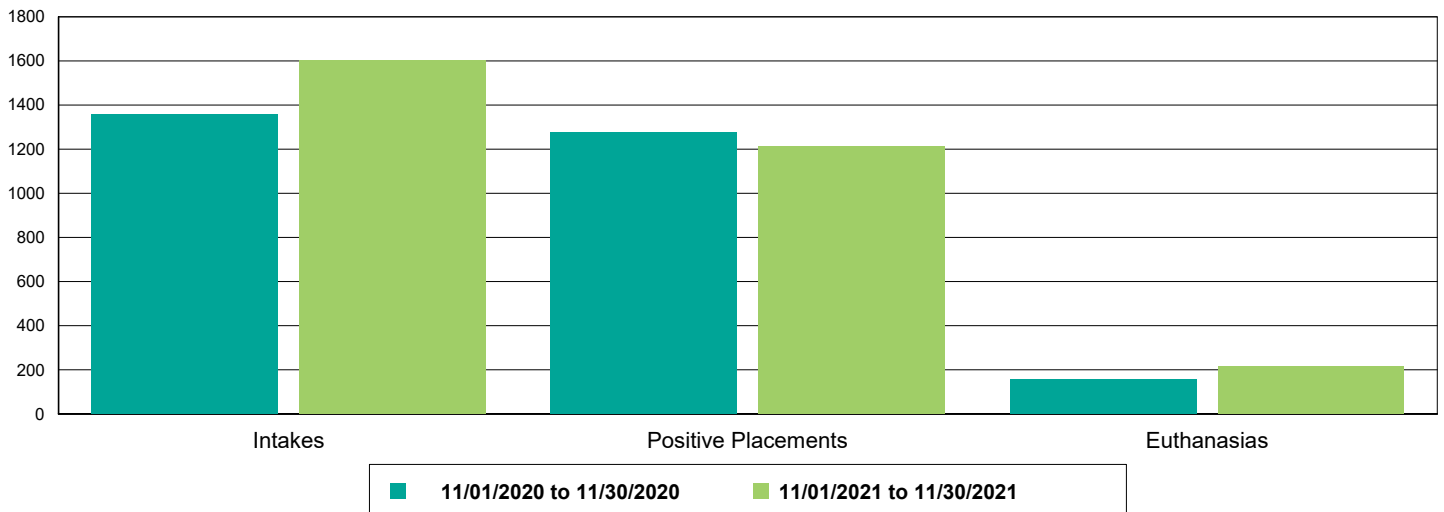
## Dog Intakes, Positive Placements, and Euthanasias



## Cat Intakes, Positive Placements, and Euthanasias



## Dogs And Cats Intakes, Positive Placements, and Euthanasias

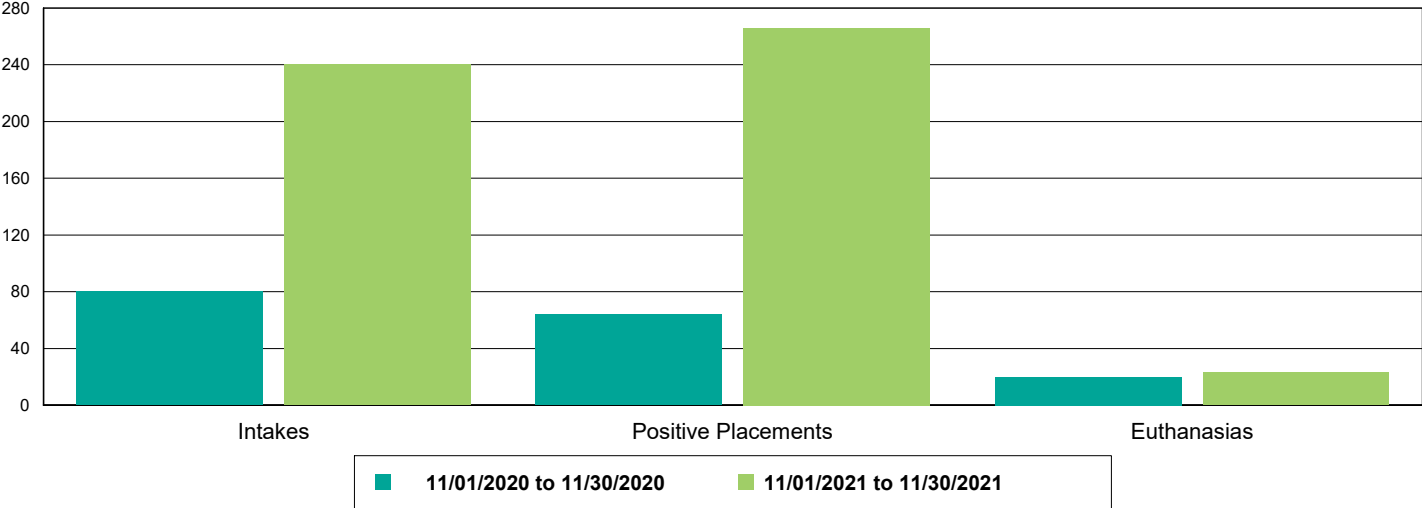


# The Animal Foundation Dashboard



All of us for all of them.

## Other Intakes, Positive Placements, and Euthanasias



# The Animal Foundation Dashboard



All of us for all of them.

## Live Release, Euthanasia, and Adoption Return Rates

11/01/20 to 11/30/20

11/01/21 to 11/30/21

Percent Change

### All Jurisdictions

#### Total

Live Release Rate	87.68%	84.17%	-4.01%
Euthanasia Rate	11.66%	13.61%	16.68%
Adoption Return Rate	7.13%	4.92%	-31.05%

#### Dogs and Cats

Live Release Rate	88.41%	83.36%	-5.72%
Euthanasia Rate	10.96%	14.86%	35.49%
Adoption Return Rate	7.54%	6.35%	-15.88%

#### Young (<= 5 mo)

Live Release Rate	95.73%	78.82%	-17.66%
Euthanasia Rate	2.85%	12.35%	333.90%
Adoption Return Rate	0.46%	0.00%	-100.00%

#### Adult (>= 6 mo)

Live Release Rate	86.64%	83.96%	-3.10%
Euthanasia Rate	12.93%	15.19%	17.45%
Adoption Return Rate	10.92%	7.27%	-33.42%

#### Dogs

Live Release Rate	90.63%	84.68%	-6.56%
Euthanasia Rate	9.14%	14.01%	53.29%
Adoption Return Rate	11.20%	7.14%	-36.20%

#### Young (<= 5 mo)

Live Release Rate	100.00%	89.83%	-10.17%
Euthanasia Rate	0.00%	6.78%	677.97%
Adoption Return Rate	2.78%	0.00%	-100.00%

#### Adult (>= 6 mo)

Live Release Rate	89.98%	84.36%	-6.24%
Euthanasia Rate	9.78%	14.47%	47.90%
Adoption Return Rate	12.04%	7.57%	-37.14%

#### Cats

Live Release Rate	84.86%	80.44%	-5.21%
Euthanasia Rate	13.87%	16.70%	20.39%
Adoption Return Rate	2.47%	4.89%	97.75%

#### Young (<= 5 mo)

Live Release Rate	94.62%	72.97%	-22.88%
Euthanasia Rate	3.59%	15.32%	326.91%
Adoption Return Rate	0.00%	0.00%	0.00%

#### Adult (>= 6 mo)

Live Release Rate	78.31%	82.85%	5.79%
Euthanasia Rate	20.78%	17.15%	-17.48%
Adoption Return Rate	6.93%	6.57%	-5.21%

#### Others

Live Release Rate	75.29%	88.08%	16.98%
Euthanasia Rate	23.53%	7.62%	-67.63%
Adoption Return Rate	0.00%	1.42%	141.51%



# The Animal Foundation Dashboard



All of us for all of them.

### Young (<= 5 mo)

<b>Live Release Rate</b>	92.31%	77.78%	-15.74%
<b>Euthanasia Rate</b>	7.69%	0.00%	-100.00%
<b>Adoption Return Rate</b>	0.00%	0.00%	0.00%

### Adult (>= 6 mo)

<b>Live Release Rate</b>	72.22%	88.40%	22.39%
<b>Euthanasia Rate</b>	26.39%	7.85%	-70.25%
<b>Adoption Return Rate</b>	0.00%	1.46%	145.63%