

The Animal Foundation Dashboard



All of us for all of them.

Intake Totals

	08/01/19 to 08/31/19	08/01/20 to 08/31/20	Percent Change
All Jurisdictions	2,398	1,528	-36.28%
Dogs	1,332	812	-39.04%
Picked up by Animal Control	702	476	-32.19%
Stray Animals	469	301	-35.82%
Owner Surrenders	30	23	-23.33%
Confiscations	203	152	-25.12%
Dropped off at The Animal Foundation	630	336	-46.67%
Stray Animals	461	268	-41.87%
Owner Surrenders	105	39	-62.86%
Adoption Returns	59	28	-52.54%
Born at TAF	5	1	-80.00%
Cats	863	566	-34.41%
Picked up by Animal Control	278	249	-10.43%
Stray Animals	194	165	-14.95%
Owner Surrenders	4	32	700.00%
Confiscations	80	52	-35.00%
Dropped off at The Animal Foundation	585	317	-45.81%
Stray Animals	494	292	-40.89%
Owner Surrenders	70	11	-84.29%
Adoption Returns	19	11	-42.11%
Born at TAF	2	3	50.00%
Others	203	150	-26.11%
Picked up by Animal Control	121	116	-4.13%
Stray Animals	80	97	21.25%
Owner Surrenders	0	1	100.00%
Confiscations	41	18	-56.10%
Dropped off at The Animal Foundation	82	34	-58.54%
Stray Animals	59	25	-57.63%
Owner Surrenders	21	5	-76.19%
Adoption Returns	2	4	100.00%

The Animal Foundation Dashboard



All of us for all of them.

Outcome Totals

	08/01/19 to 08/31/19	08/01/20 to 08/31/20	Percent Change
All Jurisdictions	2,711	1,495	-44.85%
Dogs	1,425	754	-47.09%
Adoption	729	326	-55.28%
Died	2	7	250.00%
Euthanasia	142	65	-54.23%
Returned to Owner	381	246	-35.43%
Transfer	171	110	-35.67%
Cats	1,068	551	-48.41%
Adoption	614	360	-41.37%
Died	12	12	0.00%
Euthanasia	94	43	-54.26%
Missing/Escaped	2	0	-100.00%
Returned to Owner	28	17	-39.29%
RTF	37	19	-48.65%
SNR	172	67	-61.05%
Transfer	109	33	-69.72%
Others	218	190	-12.84%
Adoption	113	53	-53.10%
Died	14	8	-42.86%
Euthanasia	50	115	130.00%
Returned to Owner	6	8	33.33%
RTF	4	2	-50.00%
Transfer	31	4	-87.10%

The Animal Foundation Dashboard



All of us for all of them.

Foster Statistics

08/01/19 to 08/31/19

08/01/20 to 08/31/20

Percent Change

All Jurisdictions

Total

Animals Sent to Foster	380	250	-34.21%
Animal Returned from Foster	409	269	-34.23%
Foster Parents	221	125	-43.44%
Avg. Time in Foster	30	34	12.81%

Dogs

Animals Sent to Foster	161	61	-62.11%
Animal Returned from Foster	140	63	-55.00%
Foster Parents	135	41	-69.63%
Avg. Time in Foster	20	21	3.52%

Cats

Animals Sent to Foster	205	185	-9.76%
Animal Returned from Foster	252	203	-19.44%
Foster Parents	84	82	-2.38%
Avg. Time in Foster	37	39	4.61%

Others

Animals Sent to Foster	14	4	-71.43%
Animal Returned from Foster	17	3	-82.35%
Foster Parents	5	3	-40.00%
Avg. Time in Foster	18	24	34.71%

The Animal Foundation Dashboard



All of us for all of them.

Shelter Surgery Totals

	8/1/2019 to 8/31/2019	8/1/2020 to 8/31/2020	Percent Change
All Jurisdictions	1,577	1,061	-32.72%
Dogs	686	362	-47.23%
Spay/Neuter	671	352	-47.54%
Adoption	430	200	-53.49%
Transfer to Partner	61	44	-27.87%
Returned to Owner	107	85	-20.56%
Foster	69	17	-75.36%
Other Outcomes	4	6	50.00%
Other Surgery	15	10	-33.33%
Adoption	6	4	-33.33%
Transfer to Partner	1	0	-100.00%
Returned to Owner	3	3	0.00%
Foster	3	3	0.00%
Other Outcomes	2	0	-100.00%
Cats	818	683	-16.50%
Spay/Neuter	812	677	-16.63%
Adoption	422	272	-35.55%
Transfer to Partner	11	2	-81.82%
Returned to Owner	2	76	3700.00%
SNR	167	69	-58.68%
TNR	170	228	34.12%
Foster	39	26	-33.33%
Other Outcomes	1	4	300.00%
Other Surgery	6	6	0.00%
Adoption	1	0	-100.00%
Returned to Owner	1	2	100.00%
TNR	0	1	100.00%
RTF	0	1	100.00%
Foster	4	1	-75.00%
Other Outcomes	0	1	100.00%
Others	73	16	-78.08%
Spay/Neuter	72	16	-77.78%
Adoption	53	10	-81.13%
Transfer to Partner	16	0	-100.00%
Returned to Owner	0	4	400.00%
Foster	2	1	-50.00%
Other Outcomes	1	1	0.00%
Other Surgery	1	0	-100.00%
Other Outcomes	1	0	-100.00%

The Animal Foundation Dashboard



All of us for all of them.

Public Services

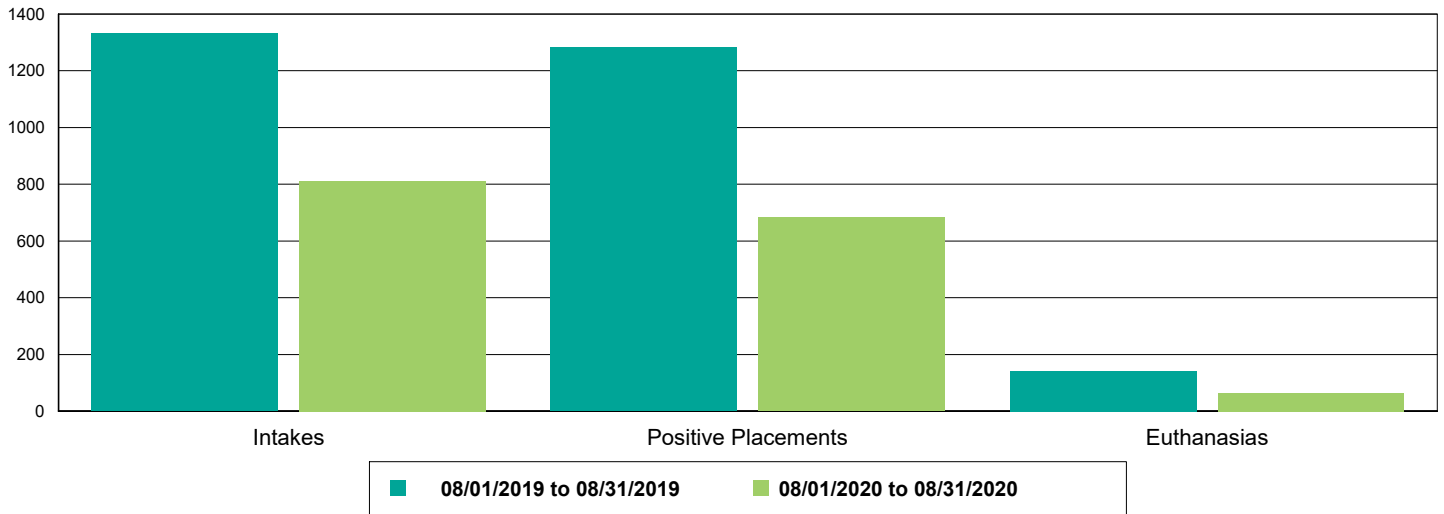
	08/01/19 to 08/31/19	08/01/20 to 08/31/20	Percent Change
Dogs	1,502	741	-50.67%
Owner Requested Euthanasia	181	192	6.08%
Public S/N Clinic - Microchips Implanted	56	0	-100.00%
Public S/N Clinic - Surgeries	177	0	-100.00%
Public S/N Clinic - Animals Vaccinated	102	0	-100.00%
Bordetella	84	0	-100.00%
DAPPv	91	0	-100.00%
Deworming	38	0	-100.00%
Rabies	81	0	-100.00%
Vaccine Clinic - Microchips Implanted	100	58	-42.00%
Vaccine Clinic - Animals Vaccinated	1,151	549	-52.30%
Bordetella	655	260	-60.31%
DAPPv	1,082	475	-56.10%
Deworming	569	277	-51.32%
K9 H3N2	28	3	-89.29%
Rabies	589	315	-46.52%
Cats	377	177	-41.18%
Owner Requested Euthanasia	43	38	-11.63%
Public S/N Clinic - Feline Testing - Cats Tested	5	4	-20.00%
Public S/N Clinic - Microchips Implanted	52	0	-100.00%
Public S/N Clinic - Surgeries	121	0	-100.00%
Public S/N Clinic - Animals Vaccinated	107	0	-100.00%
Deworming	55	0	-100.00%
FeLV	38	0	-100.00%
FRCPC	106	0	-100.00%
Rabies	96	0	-100.00%
Vaccine Clinic - Microchips Implanted	17	10	-100.00%
Vaccine Clinic - Animals Vaccinated	218	139	-36.24%
Deworming	89	90	1.12%
FeLV	47	14	-70.21%
FRCPC	200	129	-35.50%
Rabies	154	89	-42.21%
Others	2	2	0.00%
Owner Requested Euthanasia	2	2	0.00%

The Animal Foundation Dashboard

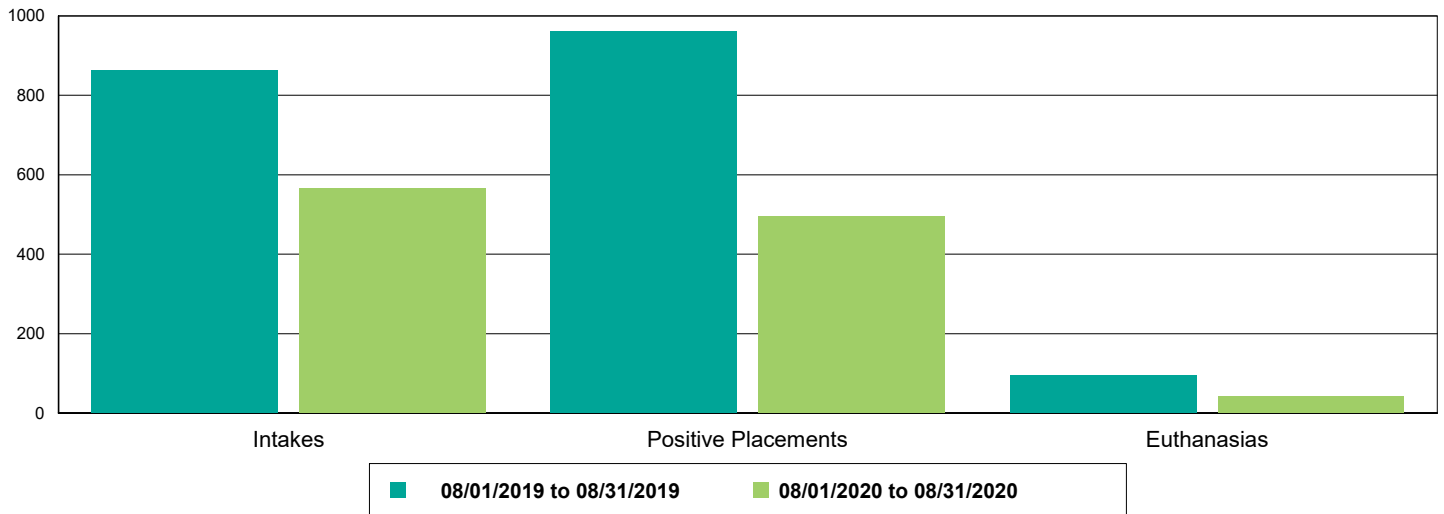


All of us for all of them.

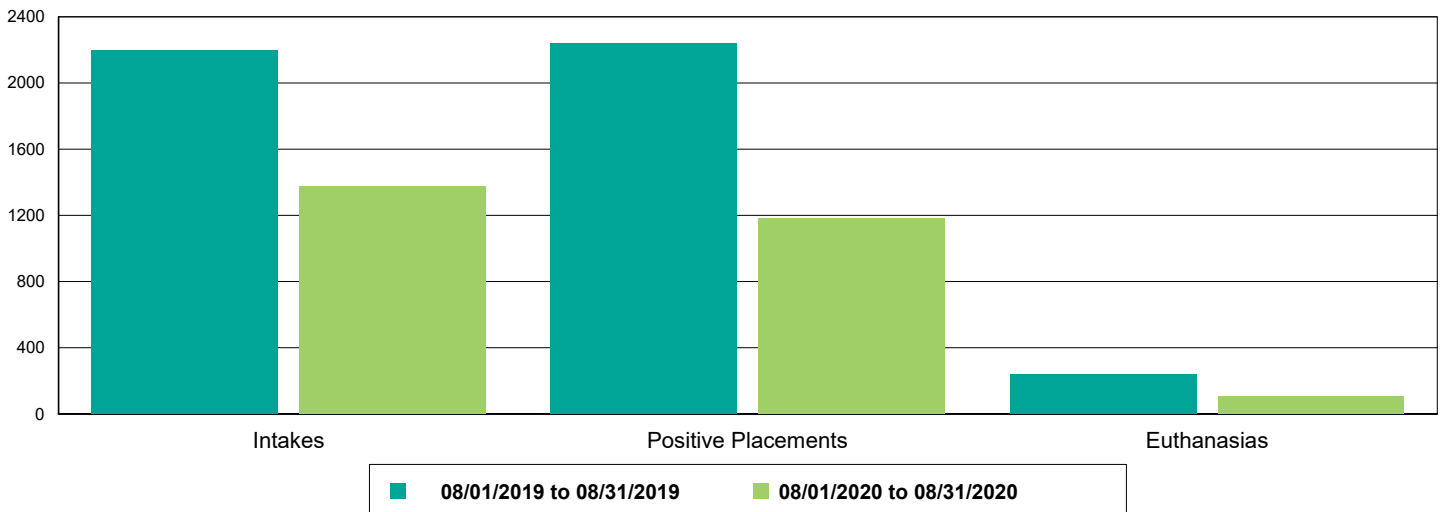
Dog Intakes, Positive Placements, and Euthanasias



Cat Intakes, Positive Placements, and Euthanasias



Dogs And Cats Intakes, Positive Placements, and Euthanasias

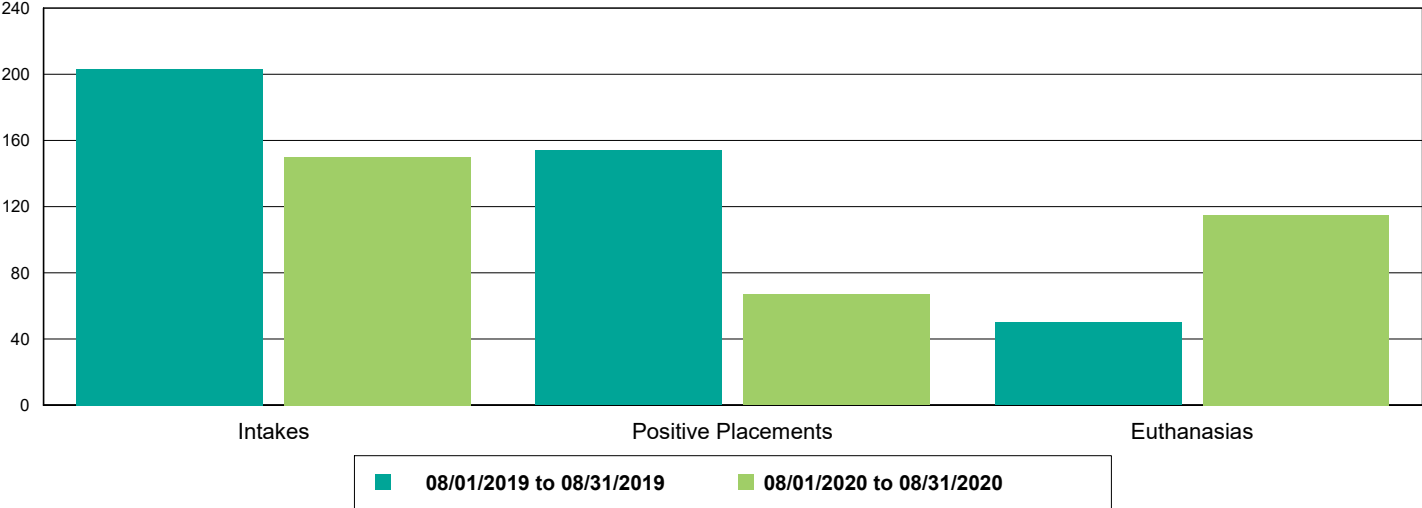


The Animal Foundation Dashboard



All of us for all of them.

Other Intakes, Positive Placements, and Euthanasias



The Animal Foundation Dashboard



All of us for all of them.

Live Release, Euthanasia, and Adoption Return Rates

08/01/19 to 08/31/19

08/01/20 to 08/31/20

Percent Change

All Jurisdictions

Total

Live Release Rate	88.34%	83.28%	-5.73%
Euthanasia Rate	10.55%	14.92%	41.39%
Adoption Return Rate	5.49%	5.82%	5.90%

Dogs and Cats

Live Release Rate	89.89%	90.27%	0.42%
Euthanasia Rate	9.47%	8.28%	-12.58%
Adoption Return Rate	5.81%	5.69%	-2.11%

Young (<= 5 mo)

Live Release Rate	93.44%	94.48%	1.11%
Euthanasia Rate	4.84%	3.04%	-37.27%
Adoption Return Rate	1.78%	1.74%	-2.34%

Adult (>= 6 mo)

Live Release Rate	88.67%	88.65%	-0.02%
Euthanasia Rate	11.06%	10.29%	-7.02%
Adoption Return Rate	7.84%	8.54%	8.98%

Dogs

Live Release Rate	89.89%	90.45%	0.62%
Euthanasia Rate	9.96%	8.62%	-13.49%
Adoption Return Rate	8.09%	8.59%	6.12%

Young (<= 5 mo)

Live Release Rate	97.98%	94.44%	-3.61%
Euthanasia Rate	2.02%	0.00%	-100.00%
Adoption Return Rate	1.19%	0.00%	-100.00%

Adult (>= 6 mo)

Live Release Rate	89.29%	90.14%	0.95%
Euthanasia Rate	10.56%	9.29%	-12.05%
Adoption Return Rate	8.99%	9.49%	5.55%

Cats

Live Release Rate	89.89%	90.02%	0.15%
Euthanasia Rate	8.80%	7.80%	-11.33%
Adoption Return Rate	3.09%	3.06%	-1.26%

Young (<= 5 mo)

Live Release Rate	92.61%	94.48%	2.02%
Euthanasia Rate	5.36%	3.57%	-33.37%
Adoption Return Rate	1.91%	1.95%	1.72%

Adult (>= 6 mo)

Live Release Rate	87.10%	84.36%	-3.14%
Euthanasia Rate	12.33%	13.17%	6.77%
Adoption Return Rate	4.84%	5.83%	20.39%

Others

Live Release Rate	70.64%	35.26%	-50.08%
Euthanasia Rate	22.94%	60.53%	163.89%
Adoption Return Rate	1.77%	7.55%	326.42%

The Animal Foundation Dashboard



All of us for all of them.

Young (<= 5 mo)

Live Release Rate	95.24%	87.50%	-8.13%
Euthanasia Rate	0.00%	12.50%	1,250.00%
Adoption Return Rate	0.00%	0.00%	0.00%

Adult (>= 6 mo)

Live Release Rate	68.02%	32.97%	-51.53%
Euthanasia Rate	25.38%	62.64%	146.79%
Adoption Return Rate	1.96%	8.70%	343.48%