

The Animal Foundation Dashboard



All of us for all of them.

Intake Totals

	03/01/24 to 03/31/24	03/01/25 to 03/31/25	Percent Change
All Jurisdictions	1,679	2,440	45.32%
Dogs	817	1,306	59.85%
Picked up by Animal Control	731	785	7.39%
Stray Animals	449	487	8.46%
Owner Surrenders	66	101	53.03%
Confiscations	216	197	-8.80%
Dropped off at The Animal Foundation	86	521	505.81%
Stray Animals	50	349	598.00%
Owner Surrenders	14	140	900.00%
Adoption Returns	22	32	45.45%
Cats	638	910	42.63%
Picked up by Animal Control	355	490	38.03%
Stray Animals	263	264	0.38%
Owner Surrenders	13	138	961.54%
Confiscations	79	88	11.39%
Dropped off at The Animal Foundation	283	420	48.41%
Stray Animals	197	348	76.65%
Owner Surrenders	64	55	-14.06%
Adoption Returns	6	9	50.00%
Born at TAF	16	8	-50.00%
Others	224	224	0.00%
Picked up by Animal Control	175	131	-25.14%
Stray Animals	47	63	34.04%
Owner Surrenders	1	18	1,700.00%
Confiscations	127	50	-60.63%
Dropped off at The Animal Foundation	49	93	89.80%
Stray Animals	26	41	57.69%
Owner Surrenders	18	37	105.56%
Adoption Returns	2	2	0.00%
Born at TAF	3	13	333.33%

The Animal Foundation Dashboard



All of us for all of them.

Outcome Totals

	03/01/24 to 03/31/24	03/01/25 to 03/31/25	Percent Change
All Jurisdictions	1,545	2,468	59.74%
Dogs	799	1,417	77.35%
Adoption	381	688	80.58%
Died	5	5	0.00%
Euthanasia	100	156	56.00%
Missing/Escaped	4	6	50.00%
Returned to Owner	203	362	78.33%
Transfer	106	200	88.68%
Cats	570	814	42.81%
Adoption	207	375	81.16%
Died	20	14	-30.00%
Euthanasia	79	108	36.71%
Missing/Escaped	1	2	100.00%
Returned to Owner	28	40	42.86%
RTF	25	18	-28.00%
SNR	138	140	1.45%
Transfer	72	117	62.50%
Others	176	237	34.66%
Adoption	99	139	40.40%
Died	6	7	16.67%
Euthanasia	32	53	65.63%
Missing/Escaped	0	2	200.00%
Returned to Owner	11	7	-36.36%
RTF	6	1	-83.33%
Transfer	22	28	27.27%

Foster Statistics

03/01/24 to 03/31/24 03/01/25 to 03/31/25 Percent Change

All Jurisdictions

Total

Animals Sent to Foster	273	331	21.25%
Animal Returned from Foster	247	450	82.19%
Foster Parents	154	173	12.34%
Avg. Time in Foster	84	127	50.61%

Dogs

Animals Sent to Foster	99	143	44.44%
Animal Returned from Foster	146	271	85.62%
Foster Parents	81	115	41.98%
Avg. Time in Foster	75	105	40.78%

Cats

Animals Sent to Foster	165	188	13.94%
Animal Returned from Foster	92	178	93.48%
Foster Parents	69	58	-15.94%
Avg. Time in Foster	99	160	60.43%

Others

Animals Sent to Foster	9	0	-100.00%
Animal Returned from Foster	9	1	-88.89%
Foster Parents	6	0	-100.00%
Avg. Time in Foster	85	227	168.15%

Shelter Surgery Totals

	3/1/24 to 3/31/24	3/1/25 to 3/31/25	Percent Change
All Jurisdictions	737	990	34.33%
Dogs	470	647	37.66%
Spay/Neuter	470	644	37.02%
Adoption	223	321	43.95%
Transfer to Partner	35	60	71.43%
Returned to Owner	110	169	53.64%
Foster	98	90	-8.16%
Other Outcomes	4	4	0.00%
Other Surgery	0	3	300.00%
Returned to Owner	0	2	200.00%
Foster	0	1	100.00%
Cats	262	320	22.14%
Spay/Neuter	262	320	22.14%
Adoption	92	156	69.57%
Transfer to Partner	11	15	36.36%
Returned to Owner	7	17	142.86%
SNR	114	107	-6.14%
TNR	0	1	100.00%
Foster	32	20	-37.50%
Other Outcomes	6	4	-33.33%
Others	5	23	360.00%
Spay/Neuter	5	23	360.00%
Adoption	2	20	900.00%
Transfer to Partner	3	2	-33.33%
Other Outcomes	0	1	100.00%

The Animal Foundation Dashboard

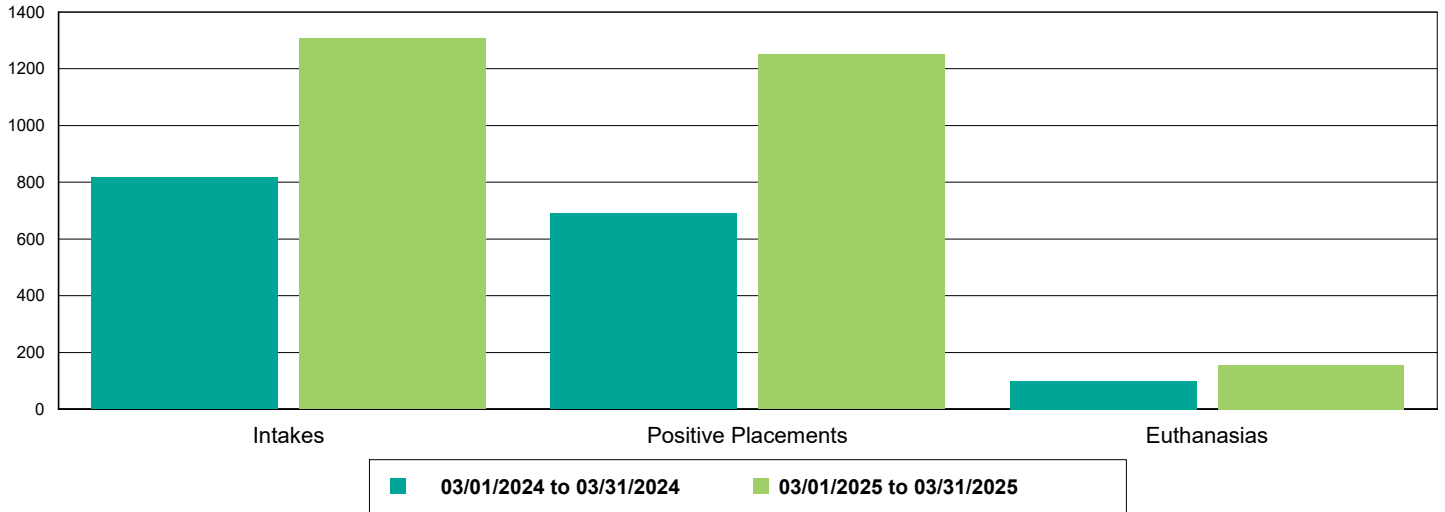


All of us for all of them.

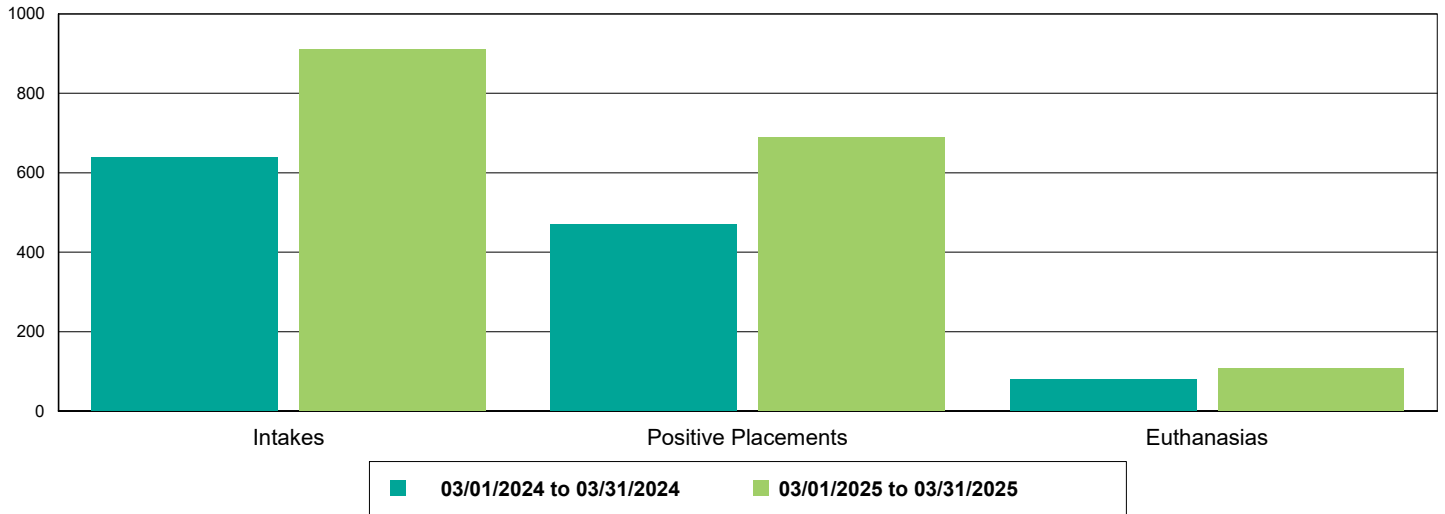
Public Services

	03/01/24 to 03/31/24	03/01/25 to 03/31/25	Percent Change
Dogs	558	719	28.85%
Owner Requested Euthanasia	90	86	-4.44%
Vaccine Clinic - Animals Vaccinated	468	633	35.26%
Bordetella	272	268	-1.47%
Canine Influenza	0	92	9,200.00%
DAPPv	441	503	14.06%
DEWORM	287	218	-24.04%
LEPTO 4	0	66	6,600.00%
MICROCHIP	68	139	104.41%
Rabies	297	430	44.78%
Cats	92	146	58.70%
Owner Requested Euthanasia	14	12	-14.29%
Vaccine Clinic - Animals Vaccinated	78	134	71.79%
DEWORM	37	58	56.76%
FeLV	0	4	400.00%
FRCPC	71	118	66.20%
MICROCHIP	11	28	154.55%
Rabies	61	101	65.57%
Others	29	1	-96.55%
Owner Requested Euthanasia	29	1	-96.55%

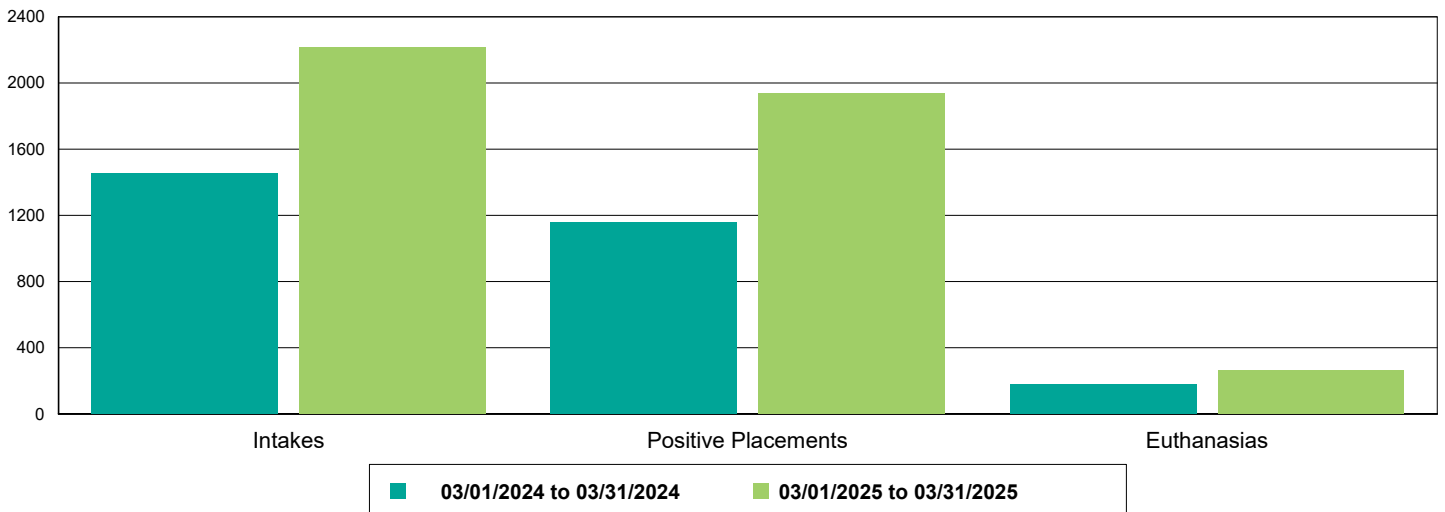
Dog Intakes, Positive Placements, and Euthanasias



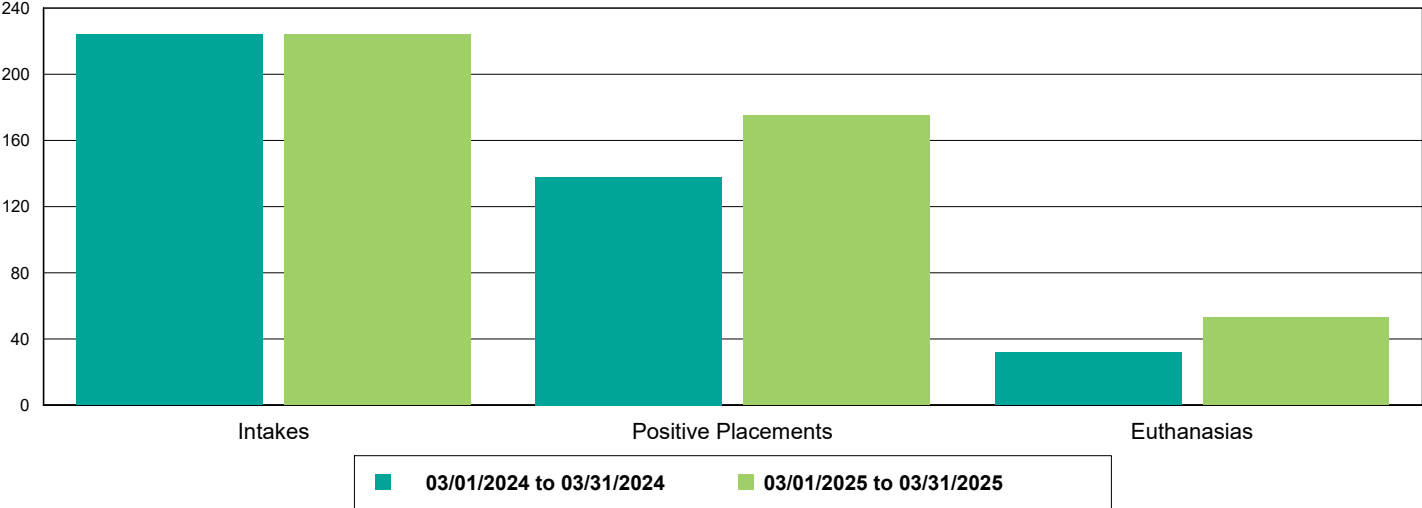
Cat Intakes, Positive Placements, and Euthanasias



Dogs And Cats Intakes, Positive Placements, and Euthanasias



Other Intakes, Positive Placements, and Euthanasias



Live Release, Euthanasia, and Adoption Return Rates

03/01/24 to 03/31/24

03/01/25 to 03/31/25

Percent Change

All Jurisdictions

Total

Live Release Rate	84.01%	85.70%	2.00%
Euthanasia Rate	13.66%	12.84%	-5.95%
Adoption Return Rate	4.37%	3.58%	-18.08%

Dogs and Cats

Live Release Rate	84.73%	86.96%	2.62%
Euthanasia Rate	13.08%	11.83%	-9.50%
Adoption Return Rate	4.76%	3.86%	-19.00%

Young (<= 5 mo)

Live Release Rate	84.94%	85.71%	0.91%
Euthanasia Rate	8.43%	10.80%	28.07%
Adoption Return Rate	0.00%	2.05%	205.48%

Adult (>= 6 mo)

Live Release Rate	84.70%	87.14%	2.87%
Euthanasia Rate	13.72%	11.99%	-12.61%
Adoption Return Rate	5.53%	4.14%	-25.11%

Dogs

Live Release Rate	86.36%	88.21%	2.15%
Euthanasia Rate	12.52%	11.01%	-12.04%
Adoption Return Rate	5.77%	4.65%	-19.45%

Young (<= 5 mo)

Live Release Rate	92.54%	98.73%	6.70%
Euthanasia Rate	4.48%	0.00%	-100.00%
Adoption Return Rate	0.00%	3.39%	338.98%

Adult (>= 6 mo)

Live Release Rate	85.79%	87.59%	2.10%
Euthanasia Rate	13.25%	11.66%	-12.02%
Adoption Return Rate	6.40%	4.77%	-25.42%

Cats

Live Release Rate	82.46%	84.77%	2.80%
Euthanasia Rate	13.86%	13.27%	-4.27%
Adoption Return Rate	2.90%	2.40%	-17.20%

Young (<= 5 mo)

Live Release Rate	79.80%	80.77%	1.22%
Euthanasia Rate	11.11%	14.90%	34.13%
Adoption Return Rate	0.00%	1.15%	114.94%

Adult (>= 6 mo)

Live Release Rate	83.01%	86.14%	3.76%
Euthanasia Rate	14.44%	12.71%	-11.99%
Adoption Return Rate	3.70%	2.78%	-25.00%

The Animal Foundation Dashboard



All of us for all of them.

Others			
Live Release Rate	78.41%	73.84%	-5.83%
Euthanasia Rate	18.18%	22.36%	23.00%
Adoption Return Rate	2.02%	1.44%	-28.78%
Young (<= 5 mo)			
Live Release Rate	80.00%	100.00%	25.00%
Euthanasia Rate	20.00%	0.00%	-100.00%
Adoption Return Rate	0.00%	0.00%	0.00%
Adult (>= 6 mo)			
Live Release Rate	78.36%	72.93%	-6.94%
Euthanasia Rate	18.13%	23.14%	27.67%
Adoption Return Rate	2.08%	1.49%	-28.36%