

The Animal Foundation Dashboard



All of us for all of them.

Intake Totals

	07/01/20 to 07/31/20	07/01/21 to 07/31/21	Percent Change
All Jurisdictions	1,423	2,310	62.33%
Dogs	768	1,317	71.48%
Picked up by Animal Control	498	787	58.03%
Stray Animals	368	517	40.49%
Owner Surrenders	31	63	103.23%
Confiscations	99	207	109.09%
Dropped off at The Animal Foundation	270	530	96.30%
Stray Animals	205	407	98.54%
Owner Surrenders	27	83	207.41%
Adoption Returns	38	40	5.26%
Cats	515	784	52.23%
Picked up by Animal Control	178	314	76.40%
Stray Animals	123	233	89.43%
Owner Surrenders	7	9	28.57%
Confiscations	48	72	50.00%
Dropped off at The Animal Foundation	337	470	39.47%
Stray Animals	310	393	26.77%
Owner Surrenders	13	62	376.92%
Adoption Returns	3	8	166.67%
Born at TAF	11	7	-36.36%
Others	140	209	49.29%
Picked up by Animal Control	113	118	4.42%
Stray Animals	98	86	-12.24%
Confiscations	15	32	113.33%
Dropped off at The Animal Foundation	27	91	237.04%
Stray Animals	26	62	138.46%
Owner Surrenders	0	15	1,500.00%
Adoption Returns	1	1	0.00%
Born at TAF	0	13	1,300.00%

The Animal Foundation Dashboard



All of us for all of them.

Outcome Totals

	07/01/20 to 07/31/20	07/01/21 to 07/31/21	Percent Change
All Jurisdictions	1,524	1,543	1.25%
Dogs	879	941	7.05%
Adoption	410	276	-32.68%
Died	3	13	333.33%
Euthanasia	98	122	24.49%
Missing/Escaped	0	2	200.00%
Returned to Owner	297	392	31.99%
Transfer	71	136	91.55%
Cats	510	398	-21.96%
Adoption	327	149	-54.43%
Died	10	18	80.00%
Euthanasia	66	84	27.27%
Returned to Owner	23	22	-4.35%
RTF	10	10	0.00%
SNR	50	42	-16.00%
Transfer	24	73	204.17%
Others	135	204	51.11%
Adoption	30	88	193.33%
Died	10	37	270.00%
Euthanasia	70	51	-27.14%
Returned to Owner	5	6	20.00%
RTF	1	4	300.00%
Transfer	19	18	-5.26%

The Animal Foundation Dashboard



All of us for all of them.

Foster Statistics

07/01/20 to 07/31/20 07/01/21 to 07/31/21 Percent Change

All Jurisdictions

Total

Animals Sent to Foster	272	245	-9.93%
Animal Returned from Foster	236	97	-58.90%
Foster Parents	100	114	14.00%
Avg. Time in Foster	34	32	-7.81%

Dogs

Animals Sent to Foster	40	43	7.50%
Animal Returned from Foster	51	20	-60.78%
Foster Parents	20	39	95.00%
Avg. Time in Foster	36	16	-57.13%

Cats

Animals Sent to Foster	232	197	-15.09%
Animal Returned from Foster	174	71	-59.20%
Foster Parents	82	71	-13.41%
Avg. Time in Foster	32	37	14.81%

Others

Animals Sent to Foster	0	5	500.00%
Animal Returned from Foster	11	6	-45.45%
Foster Parents	0	4	400.00%
Avg. Time in Foster	62	25	-60.19%

Foster to Adopt Statistics

07/01/20 to 07/31/20 07/01/21 to 07/31/21 Percent Change

All Jurisdictions

Total

Animals Sent to Foster to Adopt	18	728	3,944.44%
Animal Returned from Foster to Adopt	25	58	132.00%
Foster to Adopt Parents	18	681	3,683.33%
Avg. Time in Foster to Adopt	11	18	57.20%

Dogs

Animals Sent to Foster to Adopt	16	460	2,775.00%
Animal Returned from Foster to Adopt	23	36	56.52%
Foster to Adopt Parents	16	434	2,612.50%
Avg. Time in Foster to Adopt	11	12	7.96%

Cats

Animals Sent to Foster to Adopt	2	248	12,300.00%
Animal Returned from Foster to Adopt	2	20	900.00%
Foster to Adopt Parents	2	232	11,500.00%
Avg. Time in Foster to Adopt	12	29	130.33%

Others

Animals Sent to Foster to Adopt	0	20	2,000.00%
Animal Returned from Foster to Adopt	0	2	200.00%
Foster to Adopt Parents	0	19	1,900.00%
Avg. Time in Foster to Adopt	0	8	797.92%

The Animal Foundation Dashboard



All of us for all of them.

Shelter Surgery Totals

	7/1/2020 to 7/31/2020	7/1/2021 to 7/31/2021	Percent Change
All Jurisdictions	628	373	-40.61%
Dogs	255	279	9.41%
Spay/Neuter	245	278	13.47%
Adoption	183	96	-47.54%
Transfer to Partner	10	28	180.00%
Returned to Owner	26	129	396.15%
Foster	23	18	-21.74%
Other Outcomes	3	7	133.33%
Other Surgery	10	1	-90.00%
Adoption	2	0	-100.00%
Returned to Owner	2	0	-100.00%
Foster	4	0	-100.00%
Other Outcomes	2	1	-50.00%
Cats	360	86	-76.11%
Spay/Neuter	357	86	-75.91%
Adoption	193	35	-81.87%
Transfer to Partner	2	2	0.00%
Returned to Owner	27	3	-88.89%
SNR	48	11	-77.08%
TNR	67	0	-100.00%
Foster	17	28	64.71%
Other Outcomes	3	7	133.33%
Other Surgery	3	0	-100.00%
Returned to Owner	1	0	-100.00%
Foster	2	0	-100.00%
Others	13	8	-38.46%
Spay/Neuter	13	8	-38.46%
Adoption	13	6	-53.85%
Transfer to Partner	0	1	100.00%
Other Outcomes	0	1	100.00%

The Animal Foundation Dashboard



All of us for all of them.

Public Services

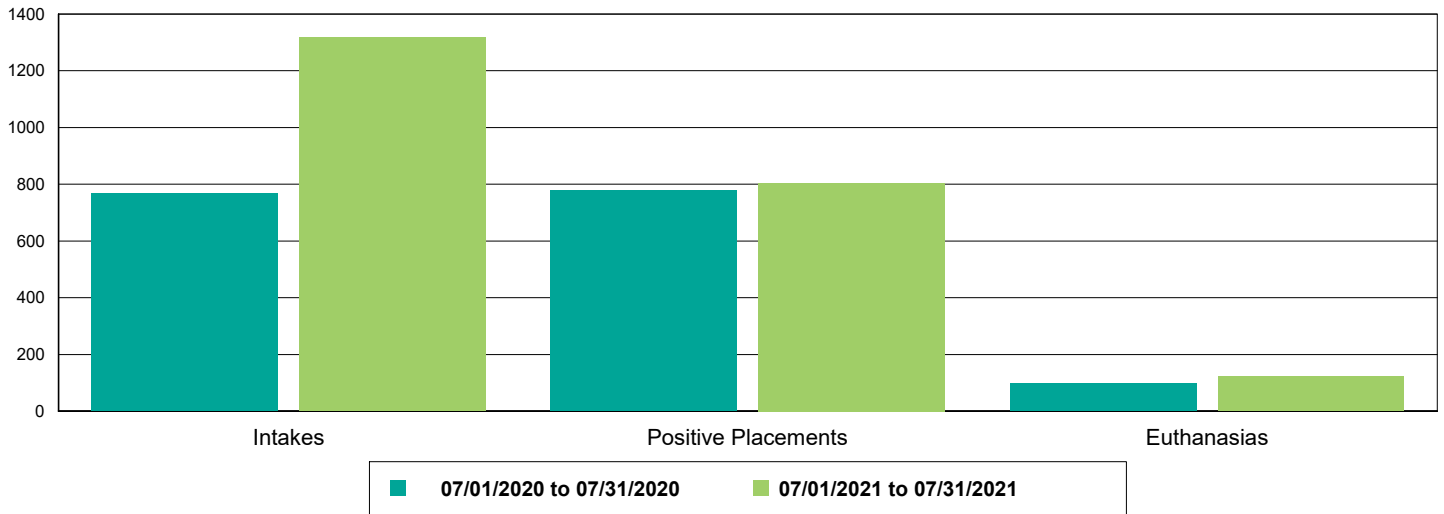
	07/01/20 to 07/31/20	07/01/21 to 07/31/21	Percent Change
Dogs	715	404	-43.50%
Owner Requested Euthanasia	166	121	-27.11%
Vaccine Clinic - Microchips Implanted	67	15	-77.61%
Vaccine Clinic - Animals Vaccinated	540	277	-48.70%
Bordetella	255	145	-43.14%
DAPPv	513	256	-50.10%
Deworming	238	104	-56.30%
K9 FLU BIVALENT	0	3	300.00%
Rabies	343	187	-45.48%
Cats	195	125	-35.90%
Owner Requested Euthanasia	56	33	-41.07%
Vaccine Clinic - Microchips Implanted	12	7	-41.67%
Vaccine Clinic - Animals Tested	6	1	-83.33%
FELV/FIV	6	1	-83.33%
Vaccine Clinic - Animals Vaccinated	139	92	-33.81%
Deworming	99	52	-47.47%
FeLV	10	8	-20.00%
FRCPC	139	87	-37.41%
Rabies	91	59	-35.16%
Others	3	2	-33.33%
Owner Requested Euthanasia	3	2	-33.33%

The Animal Foundation Dashboard

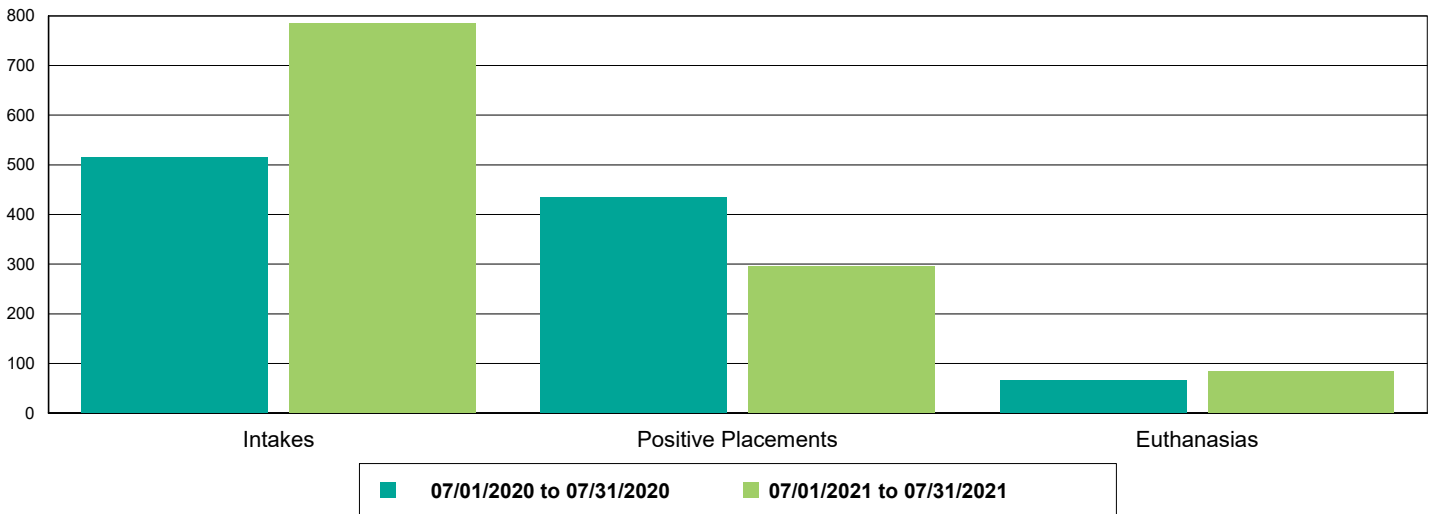


All of us for all of them.

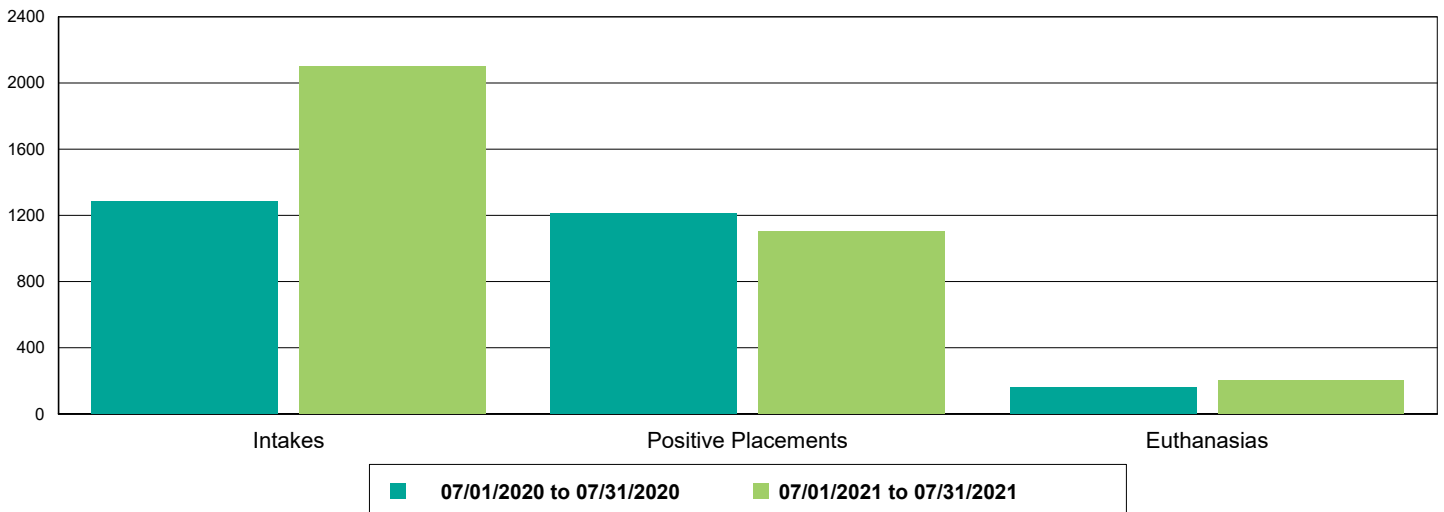
Dog Intakes, Positive Placements, and Euthanasias



Cat Intakes, Positive Placements, and Euthanasias



Dogs And Cats Intakes, Positive Placements, and Euthanasias

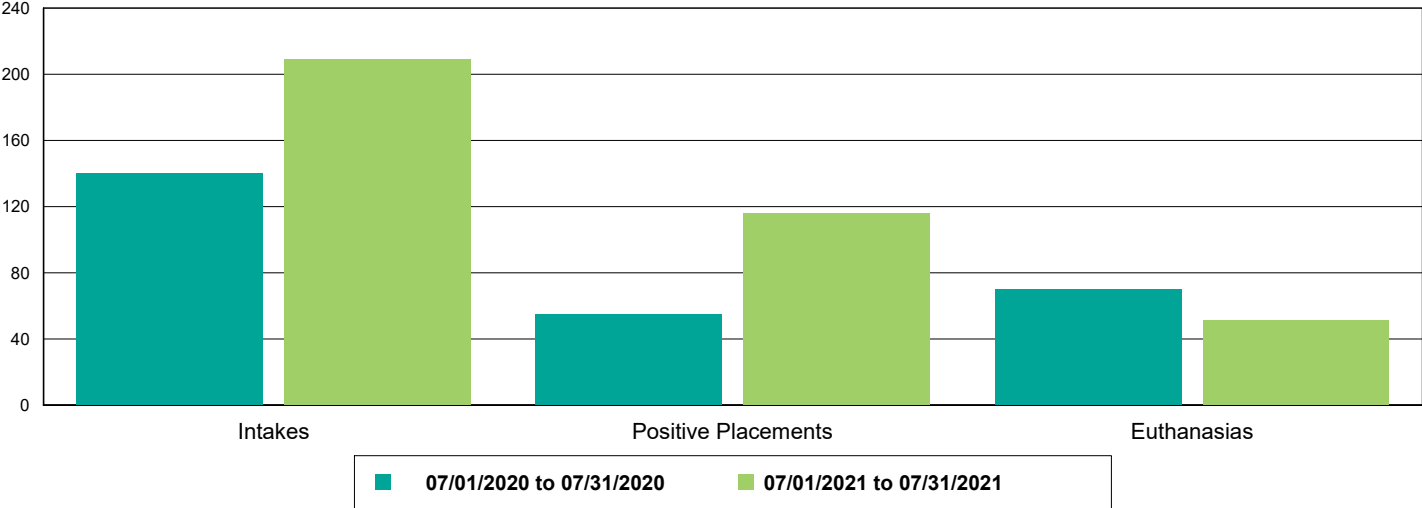


The Animal Foundation Dashboard



All of us for all of them.

Other Intakes, Positive Placements, and Euthanasias



The Animal Foundation Dashboard



All of us for all of them.

Live Release, Euthanasia, and Adoption Return Rates

07/01/20 to 07/31/20

07/01/21 to 07/31/21

Percent Change

All Jurisdictions

Total

Live Release Rate	83.14%	78.81%	-5.21%
Euthanasia Rate	15.35%	16.66%	8.48%
Adoption Return Rate	5.48%	9.55%	74.43%

Dogs and Cats

Live Release Rate	87.26%	82.15%	-5.85%
Euthanasia Rate	11.81%	15.38%	30.30%
Adoption Return Rate	5.56%	11.29%	103.02%

Young (<= 5 mo)

Live Release Rate	88.09%	76.70%	-12.92%
Euthanasia Rate	9.40%	15.91%	69.17%
Adoption Return Rate	0.37%	8.00%	2,036.00%

Adult (>= 6 mo)

Live Release Rate	87.01%	82.98%	-4.64%
Euthanasia Rate	12.52%	15.31%	22.21%
Adoption Return Rate	8.51%	12.00%	41.00%

Dogs

Live Release Rate	88.51%	85.44%	-3.47%
Euthanasia Rate	11.15%	12.96%	16.29%
Adoption Return Rate	9.27%	14.49%	56.37%

Young (<= 5 mo)

Live Release Rate	93.88%	97.78%	4.15%
Euthanasia Rate	6.12%	0.00%	-100.00%
Adoption Return Rate	2.50%	10.00%	300.00%

Adult (>= 6 mo)

Live Release Rate	88.19%	84.82%	-3.82%
Euthanasia Rate	11.45%	13.62%	18.96%
Adoption Return Rate	10.00%	14.66%	46.62%

Cats

Live Release Rate	85.10%	74.37%	-12.60%
Euthanasia Rate	12.94%	21.11%	63.09%
Adoption Return Rate	0.92%	5.37%	485.23%

Young (<= 5 mo)

Live Release Rate	87.04%	69.47%	-20.19%
Euthanasia Rate	10.00%	21.37%	113.74%
Adoption Return Rate	0.00%	7.69%	769.23%

Adult (>= 6 mo)

Live Release Rate	82.92%	76.78%	-7.40%
Euthanasia Rate	16.25%	20.97%	29.07%
Adoption Return Rate	3.00%	3.57%	19.05%

Others

Live Release Rate	40.74%	56.86%	39.57%
Euthanasia Rate	51.85%	25.00%	-51.79%
Adoption Return Rate	3.33%	1.14%	-65.91%

The Animal Foundation Dashboard



All of us for all of them.

Young (<= 5 mo)

Live Release Rate	80.00%	66.67%	-16.67%
Euthanasia Rate	20.00%	0.00%	-100.00%
Adoption Return Rate	0.00%	0.00%	0.00%

Adult (>= 6 mo)

Live Release Rate	37.60%	56.72%	50.84%
Euthanasia Rate	54.40%	25.37%	-53.36%
Adoption Return Rate	4.17%	1.16%	-72.09%