

The Animal Foundation Dashboard



All of us for all of them.

Intake Totals

	07/01/19 to 07/31/19	07/01/20 to 07/31/20	Percent Change
All Jurisdictions	2,803	1,424	-49.20%
Dogs	1,518	769	-49.34%
Picked up by Animal Control	837	499	-40.38%
Stray Animals	562	369	-34.34%
Owner Surrenders	39	31	-20.51%
Confiscations	236	99	-58.05%
Dropped off at The Animal Foundation	681	270	-60.35%
Stray Animals	481	205	-57.38%
Owner Surrenders	139	27	-80.58%
Adoption Returns	52	38	-26.92%
Born at TAF	9	0	-100.00%
Cats	944	515	-45.44%
Picked up by Animal Control	436	178	-59.17%
Stray Animals	226	123	-45.58%
Owner Surrenders	94	7	-92.55%
Confiscations	116	48	-58.62%
Dropped off at The Animal Foundation	508	337	-33.66%
Stray Animals	421	310	-26.37%
Owner Surrenders	71	13	-81.69%
Adoption Returns	12	3	-75.00%
Born at TAF	4	11	175.00%
Others	341	140	-58.94%
Picked up by Animal Control	248	113	-54.44%
Stray Animals	90	98	8.89%
Owner Surrenders	46	0	-100.00%
Confiscations	112	15	-86.61%
Dropped off at The Animal Foundation	93	27	-70.97%
Stray Animals	65	26	-60.00%
Owner Surrenders	21	0	-100.00%
Adoption Returns	1	1	0.00%
Born at TAF	6	0	-100.00%

The Animal Foundation Dashboard



All of us for all of them.

Outcome Totals

	07/01/19 to 07/31/19	07/01/20 to 07/31/20	Percent Change
All Jurisdictions	2,773	1,523	-45.08%
Dogs	1,563	879	-43.76%
Adoption	644	410	-36.34%
Died	9	3	-66.67%
Euthanasia	197	98	-50.25%
Missing/Escaped	1	0	-100.00%
Returned to Owner	473	297	-37.21%
Transfer	239	71	-70.29%
Cats	961	510	-46.93%
Adoption	554	327	-40.97%
Died	10	10	0.00%
Euthanasia	174	66	-62.07%
Missing/Escaped	2	0	-100.00%
Returned to Owner	37	23	-37.84%
RTF	34	10	-70.59%
SNR	91	50	-45.05%
Transfer	59	24	-59.32%
Others	249	134	-46.18%
Adoption	121	30	-75.21%
Died	10	9	-10.00%
Euthanasia	74	70	-5.41%
Missing/Escaped	1	0	-100.00%
Returned to Owner	13	5	-61.54%
RTF	1	1	0.00%
Transfer	29	19	-34.48%

The Animal Foundation Dashboard



All of us for all of them.

Foster Statistics

07/01/19 to 07/31/19

07/01/20 to 07/31/20

Percent Change

All Jurisdictions

Total

Animals Sent to Foster	317	290	-8.52%
Animal Returned from Foster	401	256	-36.16%
Foster Parents	200	118	-41.00%
Avg. Time in Foster	34	32	-3.80%

Dogs

Animals Sent to Foster	134	56	-58.21%
Animal Returned from Foster	122	74	-39.34%
Foster Parents	117	36	-69.23%
Avg. Time in Foster	18	28	60.24%

Cats

Animals Sent to Foster	164	234	42.68%
Animal Returned from Foster	256	171	-33.20%
Foster Parents	77	84	9.09%
Avg. Time in Foster	43	32	-24.87%

Others

Animals Sent to Foster	19	0	-100.00%
Animal Returned from Foster	23	11	-52.17%
Foster Parents	10	0	-100.00%
Avg. Time in Foster	17	62	273.67%

The Animal Foundation Dashboard



All of us for all of them.

Shelter Surgery Totals

	7/1/2019 to 7/31/2019	7/1/2020 to 7/31/2020	Percent Change
All Jurisdictions	1,595	628	-60.63%
Dogs	726	255	-64.88%
Spay/Neuter	720	245	-65.97%
Adoption	412	183	-55.58%
Transfer to Partner	88	10	-88.64%
Returned to Owner	160	25	-84.38%
Foster	56	23	-58.93%
Other Outcomes	4	4	0.00%
Other Surgery	6	10	66.67%
Adoption	1	2	100.00%
Transfer to Partner	1	1	0.00%
Returned to Owner	4	2	-50.00%
Foster	0	3	300.00%
Other Outcomes	0	2	200.00%
Cats	827	360	-56.47%
Spay/Neuter	820	357	-56.46%
Adoption	424	192	-54.72%
Transfer to Partner	4	1	-75.00%
Returned to Owner	8	27	237.50%
SNR	102	48	-52.94%
TNR	211	67	-68.25%
Foster	66	19	-71.21%
Other Outcomes	5	3	-40.00%
Other Surgery	7	3	-57.14%
Adoption	1	0	-100.00%
Returned to Owner	1	1	0.00%
SNR	1	0	-100.00%
Foster	4	2	-50.00%
Others	42	13	-69.05%
Spay/Neuter	41	13	-68.29%
Adoption	39	13	-66.67%
Foster	1	0	-100.00%
Other Outcomes	1	0	-100.00%
Other Surgery	1	0	-100.00%
Adoption	1	0	-100.00%

The Animal Foundation Dashboard



All of us for all of them.

Public Services

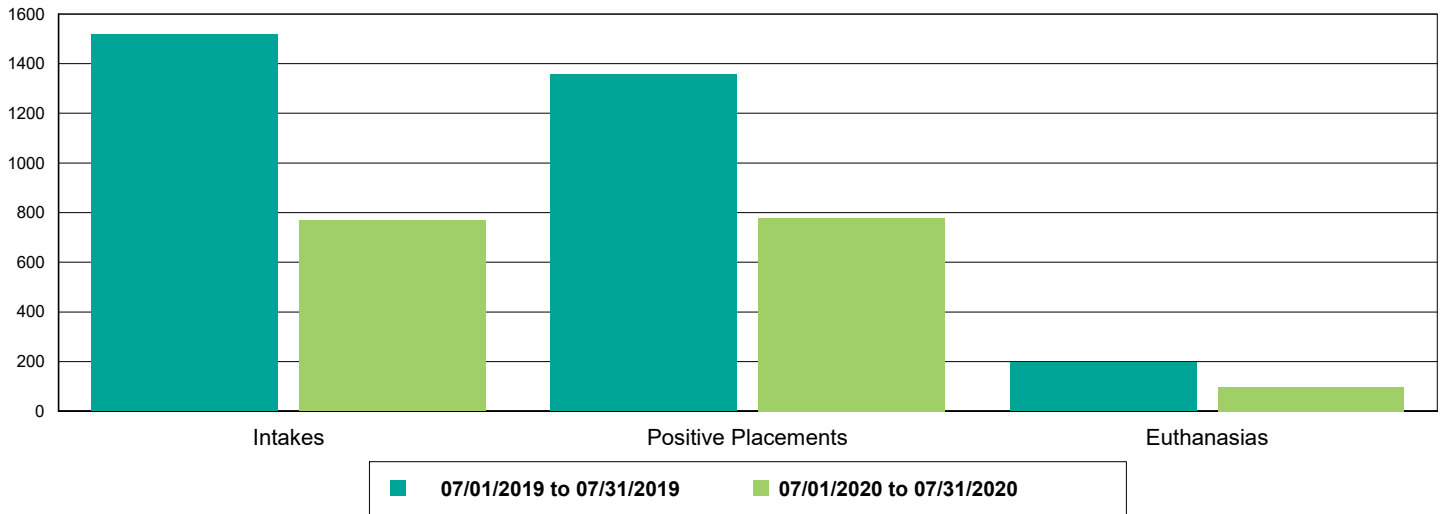
	07/01/19 to 07/31/19	07/01/20 to 07/31/20	Percent Change
Dogs	1,728	736	-57.41%
Owner Requested Euthanasia	209	166	-20.57%
Public S/N Clinic - Microchips Implanted	66	0	-100.00%
Public S/N Clinic - Surgeries	147	0	-100.00%
Public S/N Clinic - Animals Vaccinated	86	0	-100.00%
Bordetella	74	0	-100.00%
DAPPv	81	0	-100.00%
Deworming	26	0	-100.00%
Rabies	68	0	-100.00%
Vaccine Clinic - Microchips Implanted	152	67	-55.92%
Vaccine Clinic - Animals Vaccinated	1,328	570	-57.08%
Bordetella	818	255	-68.83%
DAPPv	1,243	513	-58.73%
Deworming	666	238	-64.26%
K9 H3N2	49	0	-100.00%
Rabies	694	343	-50.58%
Cats	395	206	-47.85%
Owner Requested Euthanasia	58	56	-3.45%
Public S/N Clinic - Feline Testing - Cats Tested	32	6	-81.25%
Public S/N Clinic - Microchips Implanted	70	0	-100.00%
Public S/N Clinic - Surgeries	112	0	-100.00%
Public S/N Clinic - Animals Vaccinated	104	0	-100.00%
Deworming	28	0	-100.00%
FeLV	57	0	-100.00%
FRCPC	98	0	-100.00%
Rabies	74	0	-100.00%
Vaccine Clinic - Microchips Implanted	26	12	-53.85%
Vaccine Clinic - Animals Vaccinated	223	150	-32.74%
Deworming	82	99	20.73%
FeLV	54	10	-81.48%
FRVRCP	0	139	-139,000%
Rabies	146	91	-37.67%
Others	2	3	50.00%
Owner Requested Euthanasia	1	3	200.00%
Vaccine Clinic - Microchips Implanted	1	0	-100.00%
Vaccine Clinic - Animals Vaccinated	1	0	-100.00%
Rabies	1	0	-100.00%

The Animal Foundation Dashboard

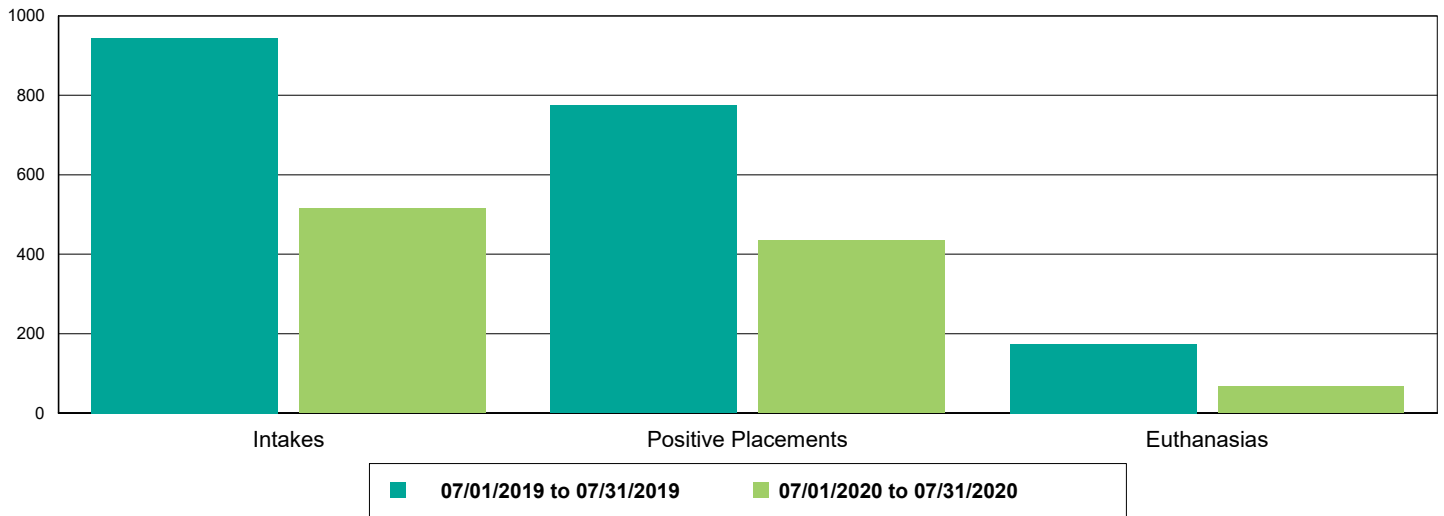


All of us for all of them.

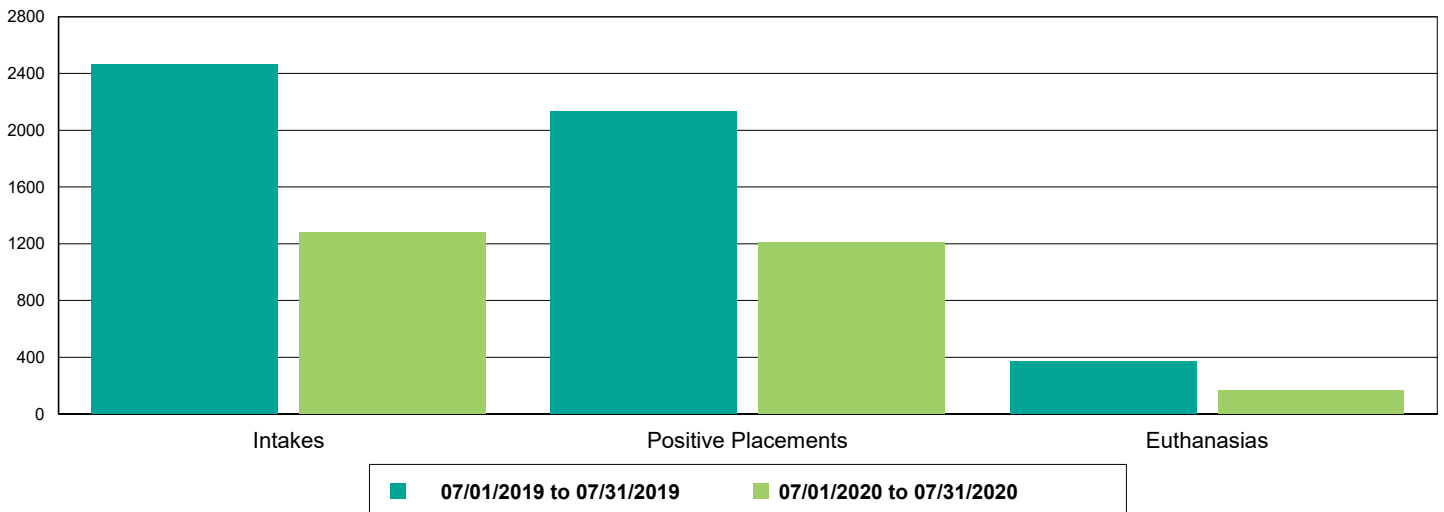
Dog Intakes, Positive Placements, and Euthanasias



Cat Intakes, Positive Placements, and Euthanasias



Dogs And Cats Intakes, Positive Placements, and Euthanasias

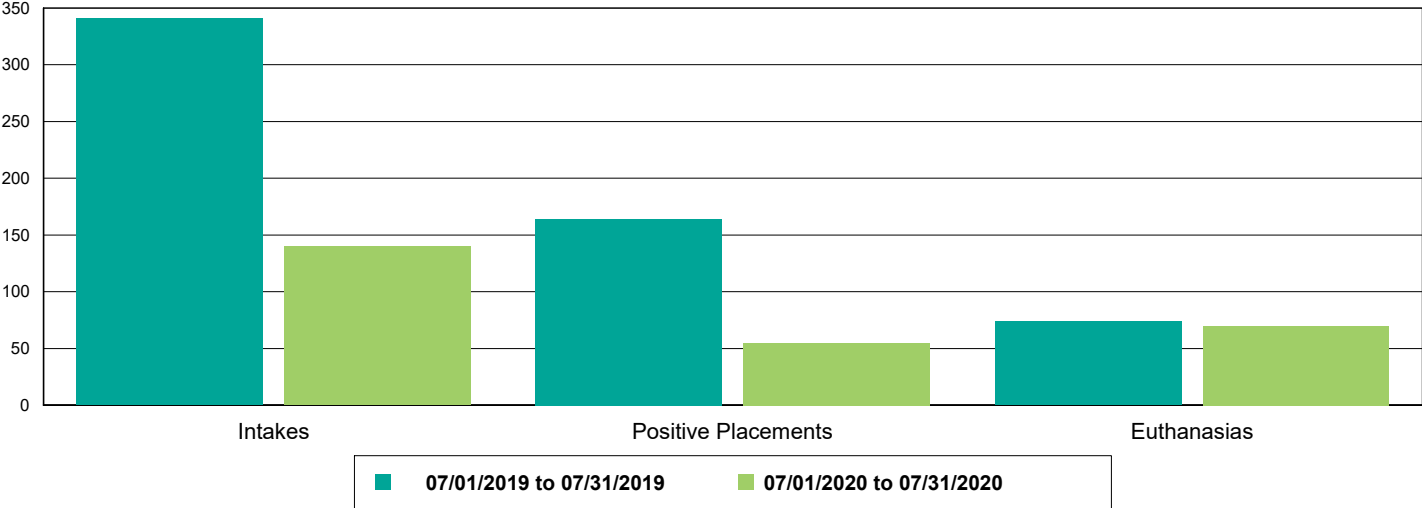


The Animal Foundation Dashboard



All of us for all of them.

Other Intakes, Positive Placements, and Euthanasias



The Animal Foundation Dashboard



All of us for all of them.

Live Release, Euthanasia, and Adoption Return Rates

07/01/19 to 07/31/19

07/01/20 to 07/31/20

Percent Change

All Jurisdictions

Total

Live Release Rate	82.76%	83.19%	0.52%
Euthanasia Rate	16.05%	15.36%	-4.26%
Adoption Return Rate	4.93%	5.48%	11.12%

Dogs and Cats

Live Release Rate	84.43%	87.26%	3.35%
Euthanasia Rate	14.70%	11.81%	-19.67%
Adoption Return Rate	5.34%	5.56%	4.13%

Young (<= 5 mo)

Live Release Rate	89.65%	88.09%	-1.74%
Euthanasia Rate	9.08%	9.40%	3.61%
Adoption Return Rate	2.52%	0.37%	-85.14%

Adult (>= 6 mo)

Live Release Rate	82.70%	87.01%	5.21%
Euthanasia Rate	16.56%	12.52%	-24.38%
Adoption Return Rate	7.20%	8.51%	18.17%

Dogs

Live Release Rate	86.76%	88.51%	2.02%
Euthanasia Rate	12.60%	11.15%	-11.54%
Adoption Return Rate	8.07%	9.27%	14.78%

Young (<= 5 mo)

Live Release Rate	96.04%	93.88%	-2.25%
Euthanasia Rate	2.97%	6.12%	106.12%
Adoption Return Rate	6.45%	2.50%	-61.25%

Adult (>= 6 mo)

Live Release Rate	86.11%	88.19%	2.41%
Euthanasia Rate	13.27%	11.45%	-13.74%
Adoption Return Rate	8.25%	10.00%	21.25%

Cats

Live Release Rate	80.65%	85.10%	5.52%
Euthanasia Rate	18.11%	12.94%	-28.53%
Adoption Return Rate	2.17%	0.92%	-57.65%

Young (<= 5 mo)

Live Release Rate	88.43%	87.04%	-1.57%
Euthanasia Rate	10.25%	10.00%	-2.41%
Adoption Return Rate	1.93%	0.00%	-100.00%

Adult (>= 6 mo)

Live Release Rate	71.20%	82.92%	16.46%
Euthanasia Rate	27.65%	16.25%	-41.23%
Adoption Return Rate	2.86%	3.00%	5.00%

Others

Live Release Rate	65.86%	41.04%	-37.68%
Euthanasia Rate	29.72%	52.24%	75.78%
Adoption Return Rate	0.83%	3.33%	303.33%

The Animal Foundation Dashboard



All of us for all of them.

Young (<= 5 mo)

Live Release Rate	75.00%	80.00%	6.67%
Euthanasia Rate	16.67%	20.00%	20.00%
Adoption Return Rate	0.00%	0.00%	0.00%

Adult (>= 6 mo)

Live Release Rate	65.40%	37.90%	-42.04%
Euthanasia Rate	30.38%	54.84%	80.51%
Adoption Return Rate	0.88%	4.17%	370.83%