

# The Animal Foundation Dashboard



All of us for all of them.

## Intake Totals

	02/01/18 to 02/28/18	02/01/19 to 02/28/19	Percent Change
<b>All Jurisdictions</b>	<b>1,740</b>	<b>1,652</b>	<b>-5.06%</b>
<b>Dogs</b>	<b>1,245</b>	<b>1,212</b>	<b>-2.65%</b>
<b>Picked up by Animal Control</b>	678	649	-4.28%
<b>Stray Animals</b>	453	433	-4.42%
<b>Owner Surrenders</b>	70	65	-7.14%
<b>Confiscations</b>	155	151	-2.58%
<b>Dropped off at The Animal Foundation</b>	567	563	-0.71%
<b>Stray Animals</b>	418	411	-1.67%
<b>Owner Surrenders</b>	107	114	6.54%
<b>Adoption Returns</b>	42	38	-9.52%
<b>Cats</b>	<b>392</b>	<b>378</b>	<b>-3.57%</b>
<b>Picked up by Animal Control</b>	133	145	9.02%
<b>Stray Animals</b>	81	89	9.88%
<b>Owner Surrenders</b>	24	16	-33.33%
<b>Confiscations</b>	28	40	42.86%
<b>Dropped off at The Animal Foundation</b>	259	233	-10.04%
<b>Stray Animals</b>	192	176	-8.33%
<b>Owner Surrenders</b>	52	44	-15.38%
<b>Adoption Returns</b>	6	5	-16.67%
<b>Born at TAF</b>	9	8	-11.11%
<b>Others</b>	<b>103</b>	<b>62</b>	<b>-39.81%</b>
<b>Picked up by Animal Control</b>	70	35	-50.00%
<b>Stray Animals</b>	48	26	-45.83%
<b>Owner Surrenders</b>	4	0	-100.00%
<b>Confiscations</b>	18	9	-50.00%
<b>Dropped off at The Animal Foundation</b>	33	27	-18.18%
<b>Stray Animals</b>	26	26	0.00%
<b>Owner Surrenders</b>	6	0	-100.00%
<b>Adoption Returns</b>	1	1	0.00%

# The Animal Foundation Dashboard



All of us for all of them.

## Outcome Totals

	02/01/18 to 02/28/18	02/01/19 to 02/28/19	Percent Change
<b>All Jurisdictions</b>	<b>2,168</b>	<b>1,668</b>	<b>-23.06%</b>
<b>Dogs</b>	<b>1,265</b>	<b>1,187</b>	<b>-6.17%</b>
Adoption	508	548	7.87%
Died	3	2	-33.33%
Euthanasia	122	105	-13.93%
Missing/Escaped	1	0	-100.00%
Returned to Owner	345	334	-3.19%
Transfer	286	198	-30.77%
<b>Cats</b>	<b>396</b>	<b>386</b>	<b>-2.53%</b>
Adoption	136	176	29.41%
Died	5	9	80.00%
Euthanasia	85	48	-43.53%
Returned to Owner	17	16	-5.88%
RTF	22	14	-36.36%
SNR	77	77	0.00%
Transfer	54	46	-14.81%
<b>Others</b>	<b>507</b>	<b>95</b>	<b>-81.26%</b>
Adoption	77	69	-10.39%
Died	7	2	-71.43%
Euthanasia	301	11	-96.35%
Returned to Owner	18	6	-66.67%
Transfer	104	7	-93.27%

# The Animal Foundation Dashboard



All of us for all of them.

## Foster Statistics

02/01/18 to 02/28/18

02/01/19 to 02/28/19

Percent Change

### All Jurisdictions

#### Total

Animals Sent to Foster	63	199	215.87%
Animal Returned from Foster	71	168	136.62%
Foster Parents	34	143	320.59%
Avg. Time in Foster	53	24	-54.55%

#### Dogs

Animals Sent to Foster	27	127	370.37%
Animal Returned from Foster	45	118	162.22%
Foster Parents	21	106	404.76%
Avg. Time in Foster	44	18	-59.62%

#### Cats

Animals Sent to Foster	25	68	172.00%
Animal Returned from Foster	20	49	145.00%
Foster Parents	10	33	230.00%
Avg. Time in Foster	83	38	-54.20%

#### Others

Animals Sent to Foster	11	4	-63.64%
Animal Returned from Foster	6	1	-83.33%
Foster Parents	5	4	-20.00%
Avg. Time in Foster	24	110	359.58%

# The Animal Foundation Dashboard



All of us for all of them.

## Shelter Surgery Totals

	2/1/2018 to 2/28/2018	2/1/2019 to 2/28/2019	Percent Change
<b>All Jurisdictions</b>	<b>1,063</b>	<b>895</b>	<b>-15.80%</b>
<b>Dogs</b>	<b>593</b>	<b>618</b>	<b>4.22%</b>
Spay/Neuter	577	610	5.72%
Adoption	298	353	18.46%
Transfer to Partner	139	82	-41.01%
Returned to Owner	132	125	-5.30%
Foster	7	49	600.00%
Other Outcomes	1	1	0.00%
Other Surgery	16	8	-50.00%
Adoption	1	2	100.00%
Transfer to Partner	1	2	100.00%
Returned to Owner	14	3	-78.57%
Other Outcomes	0	1	100.00%
<b>Cats</b>	<b>457</b>	<b>267</b>	<b>-41.58%</b>
Spay/Neuter	454	265	-41.63%
Adoption	79	80	1.27%
Transfer to Partner	14	7	-50.00%
Returned to Owner	4	4	0.00%
SNR	74	78	5.41%
TNR	276	79	-71.38%
Foster	3	13	333.33%
Other Outcomes	4	4	0.00%
Other Surgery	3	2	-33.33%
Adoption	1	0	-100.00%
Returned to Owner	1	1	0.00%
Foster	1	0	-100.00%
Other Outcomes	0	1	100.00%
<b>Others</b>	<b>13</b>	<b>10</b>	<b>-23.08%</b>
Spay/Neuter	12	10	-16.67%
Adoption	11	9	-18.18%
Foster	1	0	-100.00%
Other Outcomes	0	1	100.00%
Other Surgery	1	0	-100.00%
Adoption	1	0	-100.00%

# The Animal Foundation Dashboard



All of us for all of them.

## Public Services

	02/01/18 to 02/28/18	02/01/19 to 02/28/19	Percent Change
<b>Dogs</b>	<b>1,574</b>	<b>1,448</b>	<b>-8.01%</b>
Owner Requested Euthanasia	114	160	40.35%
Public S/N Clinic - Microchips Implanted	98	64	-34.69%
Public S/N Clinic - Surgeries	233	185	-20.60%
Public S/N Clinic - Animals Vaccinated	147	108	-26.53%
Bordetella	141	94	-33.33%
DAPPv	141	98	-30.50%
Deworming	16	16	0.00%
Rabies	118	91	-22.88%
Vaccine Clinic - Microchips Implanted	130	112	-13.85%
Vaccine Clinic - Animals Vaccinated	1,224	1,106	-9.64%
Bordetella	982	620	-36.86%
DAPPv	1,193	1,052	-11.82%
Deworming	692	601	-13.15%
K9 H3N2	0	70	7,000.00%
Rabies	597	559	-6.37%
<b>Cats</b>	<b>214</b>	<b>232</b>	<b>8.41%</b>
Owner Requested Euthanasia	44	44	0.00%
Public S/N Clinic - Feline Testing - Cats Tested	1	1	0.00%
Public S/N Clinic - Microchips Implanted	39	32	-17.95%
Public S/N Clinic - Surgeries	85	83	-2.35%
Public S/N Clinic - Animals Vaccinated	75	70	-6.67%
Deworming	28	8	-71.43%
FeLV	20	27	35.00%
FRCPC	75	66	-12.00%
Rabies	70	63	-10.00%
Vaccine Clinic - Microchips Implanted	16	6	-62.50%
Vaccine Clinic - Animals Vaccinated	78	105	34.62%
Deworming	23	36	56.52%
FeLV	14	34	142.86%
FRCPC	68	81	19.12%
Rabies	37	73	97.30%
<b>Others</b>	<b>3</b>	<b>1</b>	<b>-66.67%</b>
Owner Requested Euthanasia	3	1	-66.67%

# The Animal Foundation Dashboard



All of us for all of them.

Current Inventory as of 01/15/2020 10:09

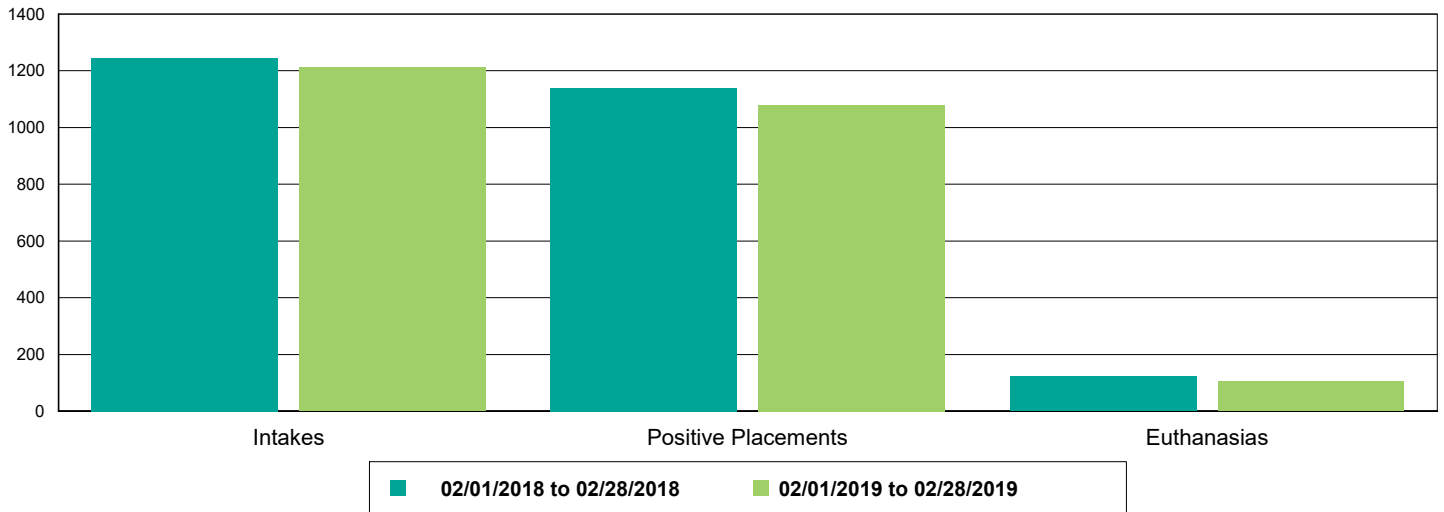
<b>All Jurisdictions</b>	<b>657</b>
<b>Cats</b>	<b>170</b>
BUNGALOWS	14
EAC	4
FOSTER	95
LIED	56
OFFSITE	1
<b>Dogs</b>	<b>427</b>
BUNGALOWS	99
EAC	17
FOSTER	107
LIED	187
OFFSITE	6
WVC	11
<b>Others</b>	<b>60</b>
FOSTER	22
LIED	32
OFFSITE	5
TENT	1

# The Animal Foundation Dashboard

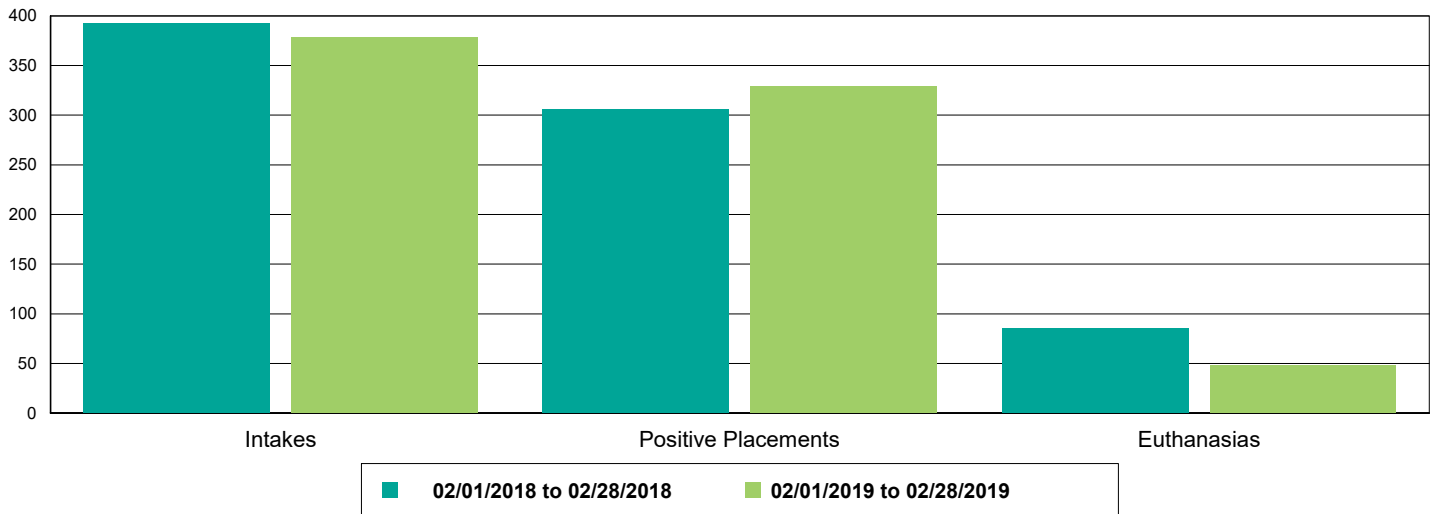


All of us for all of them.

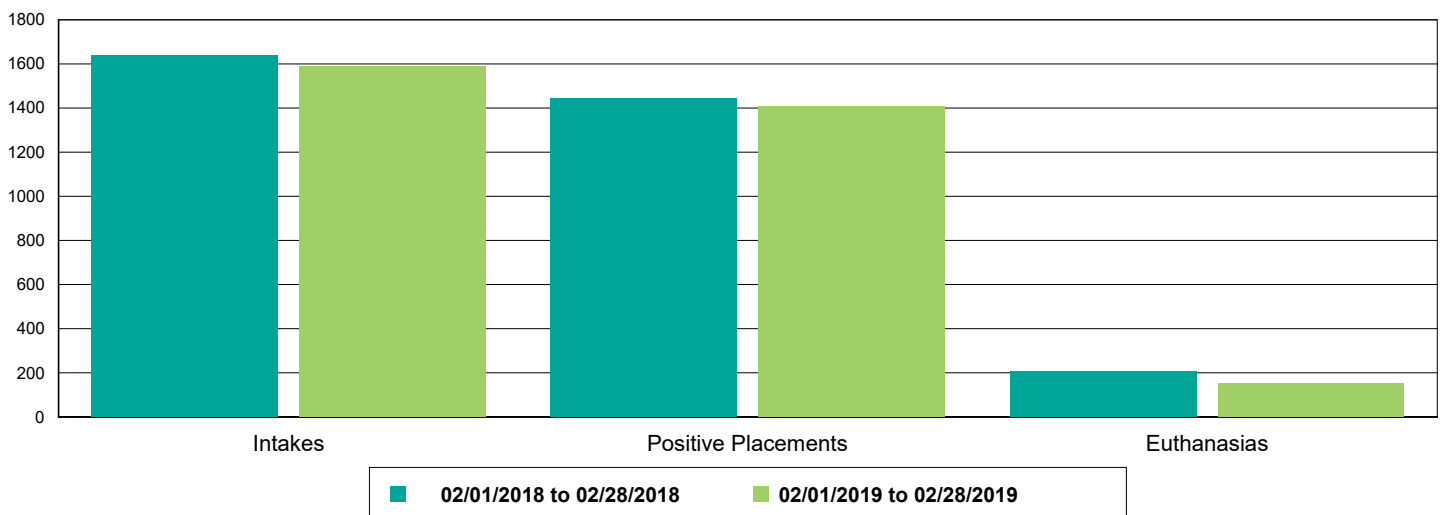
## Dog Intakes, Positive Placements, and Euthanasias



## Cat Intakes, Positive Placements, and Euthanasias



## Dogs And Cats Intakes, Positive Placements, and Euthanasias

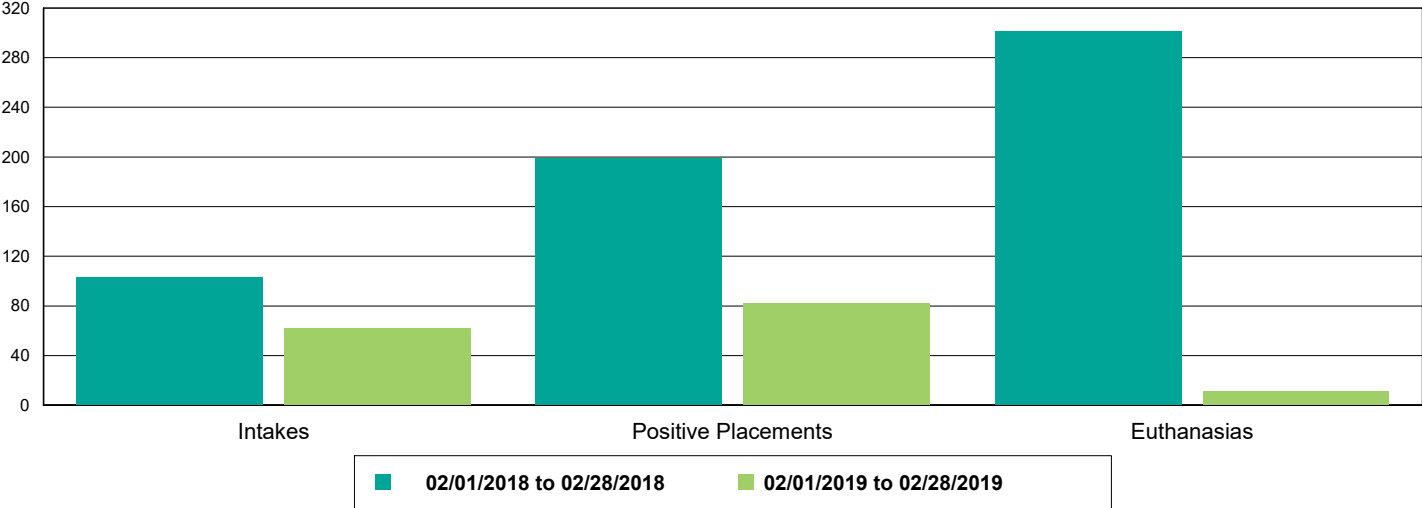


# The Animal Foundation Dashboard



All of us for all of them.

## Other Intakes, Positive Placements, and Euthanasias





# The Animal Foundation Dashboard



All of us for all of them.

## Live Release, Euthanasia, and Adoption Return Rates

02/01/18 to 02/28/18

02/01/19 to 02/28/19

Percent Change

### All Jurisdictions

#### Total

Live Release Rate	80.67%	89.48%	10.91%
Euthanasia Rate	18.67%	9.78%	-47.62%
Adoption Return Rate	7.11%	5.74%	-19.30%

#### Dogs and Cats

Live Release Rate	87.00%	89.57%	2.96%
Euthanasia Rate	12.46%	9.73%	-21.95%
Adoption Return Rate	7.45%	5.94%	-20.32%

#### Young (<= 5 mo)

Live Release Rate	88.71%	94.78%	6.84%
Euthanasia Rate	10.48%	2.24%	-78.65%
Adoption Return Rate	1.14%	1.05%	-7.37%

#### Adult (>= 6 mo)

Live Release Rate	86.86%	89.09%	2.57%
Euthanasia Rate	12.62%	10.42%	-17.41%
Adoption Return Rate	8.45%	6.68%	-21.01%

#### Dogs

Live Release Rate	90.04%	90.99%	1.05%
Euthanasia Rate	9.64%	8.85%	-8.28%
Adoption Return Rate	8.27%	6.93%	-16.13%

#### Young (<= 5 mo)

Live Release Rate	97.65%	100.00%	2.41%
Euthanasia Rate	2.35%	0.00%	-100.00%
Adoption Return Rate	0.00%	1.89%	188.68%

#### Adult (>= 6 mo)

Live Release Rate	89.49%	90.42%	1.04%
Euthanasia Rate	10.17%	9.40%	-7.56%
Adoption Return Rate	9.46%	7.47%	-20.98%

#### Cats

Live Release Rate	77.27%	85.23%	10.30%
Euthanasia Rate	21.46%	12.44%	-42.07%
Adoption Return Rate	4.41%	2.84%	-35.61%

#### Young (<= 5 mo)

Live Release Rate	69.23%	89.06%	28.65%
Euthanasia Rate	28.21%	4.69%	-83.38%
Adoption Return Rate	4.17%	0.00%	-100.00%

#### Adult (>= 6 mo)

Live Release Rate	78.15%	84.47%	8.09%
Euthanasia Rate	20.73%	13.98%	-32.58%
Adoption Return Rate	4.46%	3.73%	-16.42%

#### Others

Live Release Rate	39.25%	86.32%	119.91%
Euthanasia Rate	59.37%	11.58%	-80.50%
Adoption Return Rate	1.30%	1.45%	11.59%

# The Animal Foundation Dashboard



All of us for all of them.

### Young (<= 5 mo)

<b>Live Release Rate</b>	72.73%	88.89%	22.22%
<b>Euthanasia Rate</b>	18.18%	0.00%	-100.00%
<b>Adoption Return Rate</b>	0.00%	14.29%	1,428.57%

### Adult (>= 6 mo)

<b>Live Release Rate</b>	38.51%	86.05%	123.45%
<b>Euthanasia Rate</b>	60.28%	12.79%	-78.78%
<b>Adoption Return Rate</b>	1.39%	0.00%	-100.00%