

The Animal Foundation Dashboard



All of us for all of them.

Intake Totals

	04/01/22 to 04/30/22	04/01/23 to 04/30/23	Percent Change
All Jurisdictions	2,060	1,786	-13.30%
Dogs	1,149	1,025	-10.79%
Picked up by Animal Control	636	863	35.69%
Stray Animals	389	569	46.27%
Owner Surrenders	53	70	32.08%
Confiscations	194	224	15.46%
Dropped off at The Animal Foundation	513	162	-68.42%
Stray Animals	374	84	-77.54%
Owner Surrenders	84	66	-21.43%
Adoption Returns	50	9	-82.00%
Born at TAF	5	3	-40.00%
Cats	686	530	-22.74%
Picked up by Animal Control	331	363	9.67%
Stray Animals	253	269	6.32%
Owner Surrenders	10	13	30.00%
Confiscations	68	81	19.12%
Dropped off at The Animal Foundation	355	167	-52.96%
Stray Animals	316	138	-56.33%
Owner Surrenders	25	24	-4.00%
Adoption Returns	11	0	-100.00%
Born at TAF	3	5	66.67%
Others	225	231	2.67%
Picked up by Animal Control	109	202	85.32%
Stray Animals	96	64	-33.33%
Owner Surrenders	3	12	300.00%
Confiscations	10	126	1,160.00%
Dropped off at The Animal Foundation	116	29	-75.00%
Stray Animals	74	18	-75.68%
Owner Surrenders	18	11	-38.89%
Adoption Returns	3	0	-100.00%
Born at TAF	21	0	-100.00%

The Animal Foundation Dashboard



All of us for all of them.

Outcome Totals

	04/01/22 to 04/30/22	04/01/23 to 04/30/23	Percent Change
All Jurisdictions	2,096	1,573	-24.95%
Dogs	1,336	1,049	-21.48%
Adoption	601	392	-34.78%
Died	4	4	0.00%
Euthanasia	200	198	-1.00%
Missing/Escaped	7	2	-71.43%
Returned to Owner	359	293	-18.38%
Transfer	165	160	-3.03%
Cats	528	399	-24.43%
Adoption	197	140	-28.93%
Died	22	24	9.09%
Euthanasia	95	106	11.58%
Missing/Escaped	1	0	-100.00%
Returned to Owner	19	34	78.95%
RTF	33	18	-45.45%
SNR	95	49	-48.42%
Transfer	66	28	-57.58%
Others	232	125	-46.12%
Adoption	128	61	-52.34%
Died	12	4	-66.67%
Euthanasia	65	42	-35.38%
Returned to Owner	7	13	85.71%
RTF	9	0	-100.00%
Transfer	11	5	-54.55%

The Animal Foundation Dashboard



All of us for all of them.

Foster Statistics

04/01/22 to 04/30/22 04/01/23 to 04/30/23 Percent Change

All Jurisdictions

Total

Animals Sent to Foster	371	285	-23.18%
Animal Returned from Foster	151	143	-5.30%
Foster Parents	142	121	-14.79%
Avg. Time in Foster	70	71	1.36%

Dogs

Animals Sent to Foster	60	69	15.00%
Animal Returned from Foster	41	66	60.98%
Foster Parents	35	51	45.71%
Avg. Time in Foster	51	38	-25.07%

Cats

Animals Sent to Foster	285	214	-24.91%
Animal Returned from Foster	95	72	-24.21%
Foster Parents	101	70	-30.69%
Avg. Time in Foster	83	84	0.91%

Others

Animals Sent to Foster	26	2	-92.31%
Animal Returned from Foster	15	5	-66.67%
Foster Parents	7	1	-85.71%
Avg. Time in Foster	37	313	746.77%

Foster to Adopt Statistics

04/01/22 to 04/30/22 04/01/23 to 04/30/23 Percent Change

All Jurisdictions

Total

Animals Sent to Foster to Adopt	19	12	-36.84%
Animal Returned from Foster to Adopt	183	34	-81.42%
Foster to Adopt Parents	17	12	-29.41%
Avg. Time in Foster to Adopt	134	383	184.95%

Dogs

Animals Sent to Foster to Adopt	6	6	0.00%
Animal Returned from Foster to Adopt	123	23	-81.30%
Foster to Adopt Parents	6	6	0.00%
Avg. Time in Foster to Adopt	120	421	249.61%

Cats

Animals Sent to Foster to Adopt	4	6	50.00%
Animal Returned from Foster to Adopt	58	11	-81.03%
Foster to Adopt Parents	4	6	50.00%
Avg. Time in Foster to Adopt	164	303	84.20%

The Animal Foundation Dashboard



All of us for all of them.

Others

Animals Sent to Foster to Adopt	9	0	-100.00%
Animal Returned from Foster to Adopt	2	0	-100.00%
Foster to Adopt Parents	7	0	-100.00%
Avg. Time in Foster to Adopt	118	0	-100.00%

Shelter Surgery Totals

	4/1/2022 to 4/30/2022	4/1/2023 to 4/30/2023	Percent Change
All Jurisdictions	780	698	-10.51%
Dogs	598	510	-14.72%
Spay/Neuter	596	509	-14.60%
Adoption	385	263	-31.69%
Transfer to Partner	32	63	96.88%
Returned to Owner	123	128	4.07%
Foster	33	39	18.18%
Other Outcomes	23	16	-30.43%
Other Surgery	2	1	-50.00%
Adoption	2	0	-100.00%
Foster	0	1	100.00%
Cats	152	181	19.08%
Spay/Neuter	152	181	19.08%
Adoption	83	85	2.41%
Transfer to Partner	10	4	-60.00%
Returned to Owner	4	12	200.00%
SNR	47	43	-8.51%
TNR	0	15	1500.00%
Foster	2	20	900.00%
Other Outcomes	6	2	-66.67%
Others	30	7	-76.67%
Spay/Neuter	30	7	-76.67%
Adoption	26	7	-73.08%
Foster	2	0	-100.00%
Other Outcomes	2	0	-100.00%

The Animal Foundation Dashboard

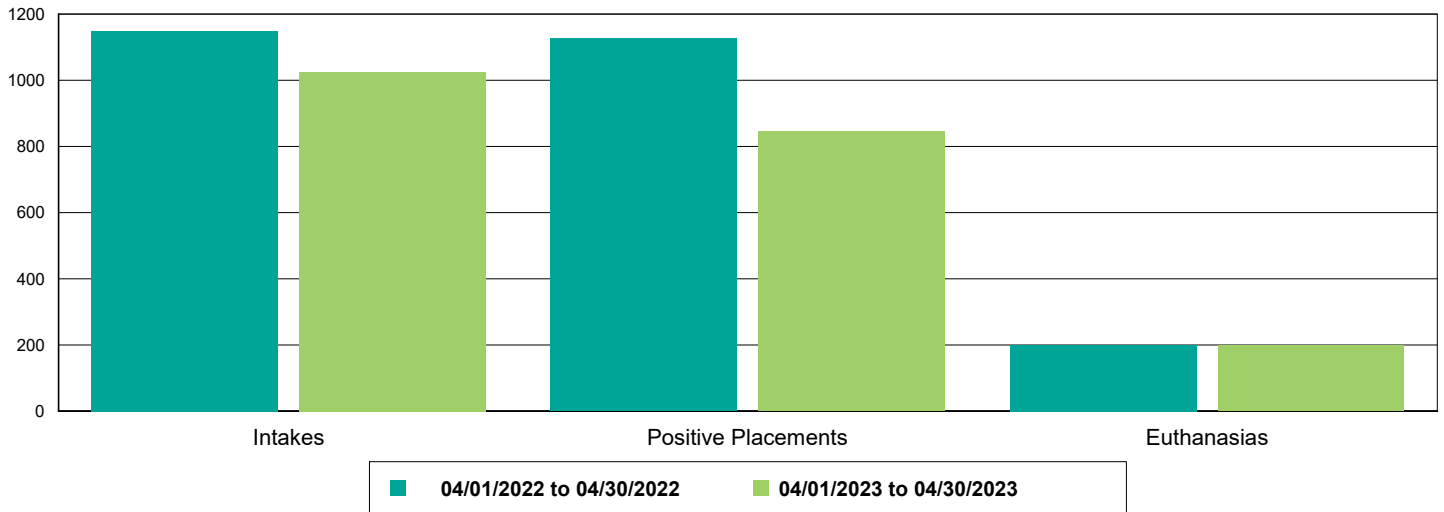


All of us for all of them.

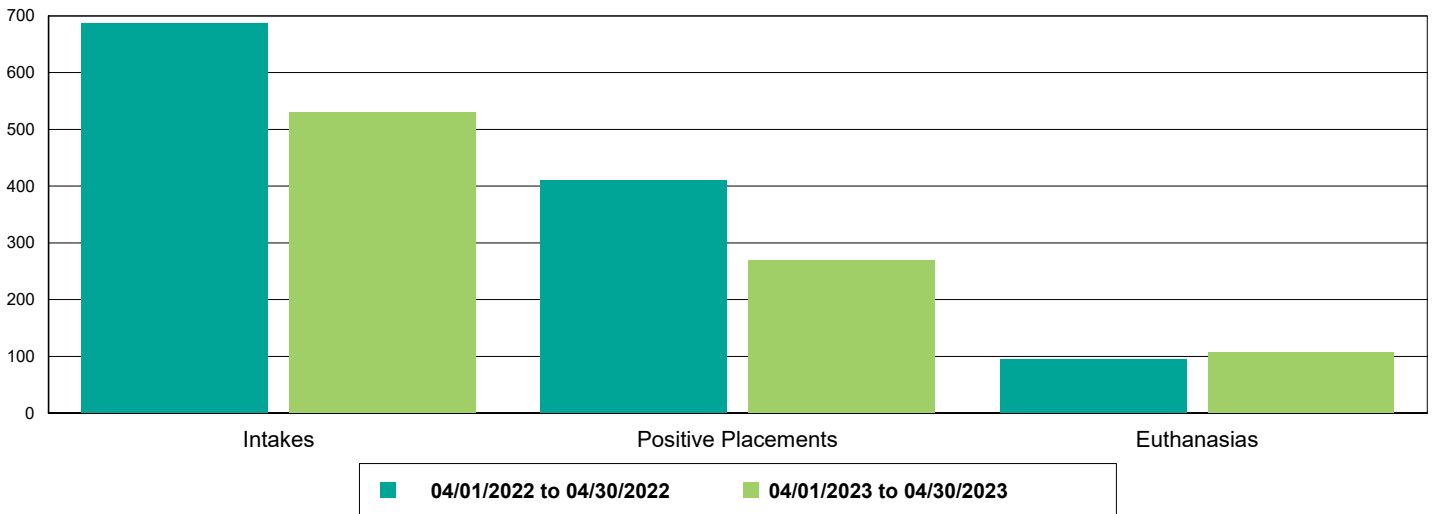
Public Services

	04/01/22 to 04/30/22	04/01/23 to 04/30/23	Percent Change
Dogs	63	413	555.56%
Owner Requested Euthanasia	59	38	-35.59%
Vaccine Clinic - Animals Vaccinated	4	375	9,275.00%
Bordetella	3	55	1,733.33%
DAPPv	3	77	2,466.67%
DEWORM	0	52	5,200.00%
K9 FLU BIVALENT	1	0	-100.00%
MICROCHIP	0	309	30,900.00%
Rabies	3	50	1,566.67%
Cats	18	35	94.44%
Owner Requested Euthanasia	16	5	-68.75%
Public S/N Clinic - Surgeries	1	0	-100.00%
Vaccine Clinic - Microchips Implanted	2	0	-100.00%
Vaccine Clinic - Animals Vaccinated	0	30	3,000.00%
DEWORM	0	7	700.00%
FRCPC	0	11	1,100.00%
MICROCHIP	0	22	2,200.00%
Rabies	0	5	500.00%
Others	2	1	-50.00%
Owner Requested Euthanasia	3	0	-100.00%

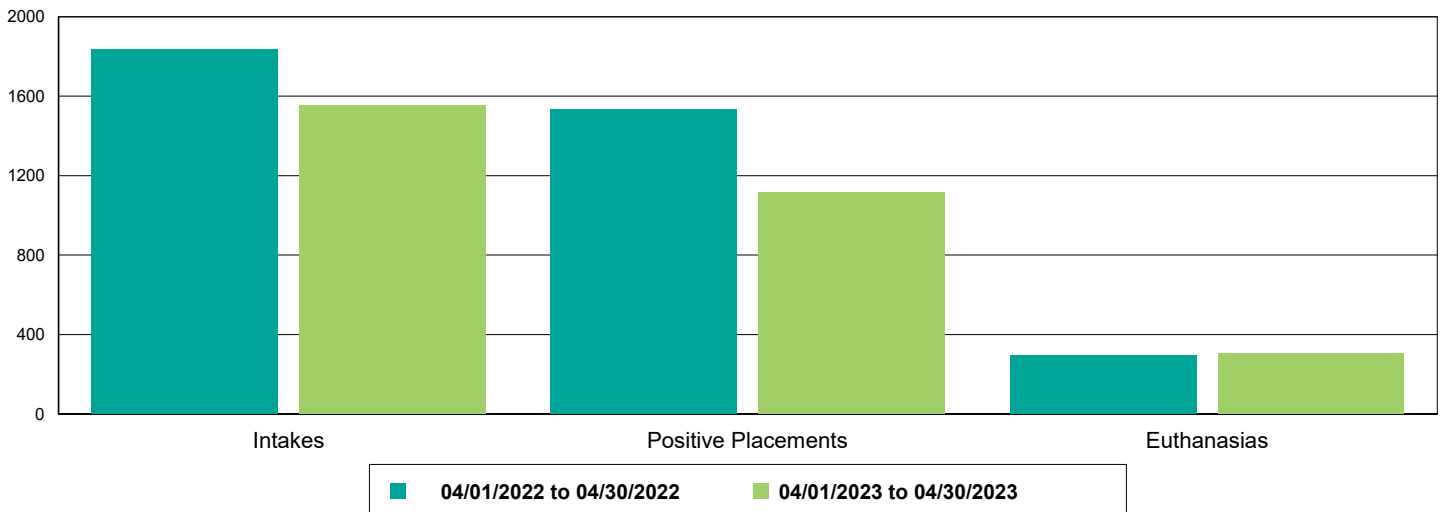
Dog Intakes, Positive Placements, and Euthanasias



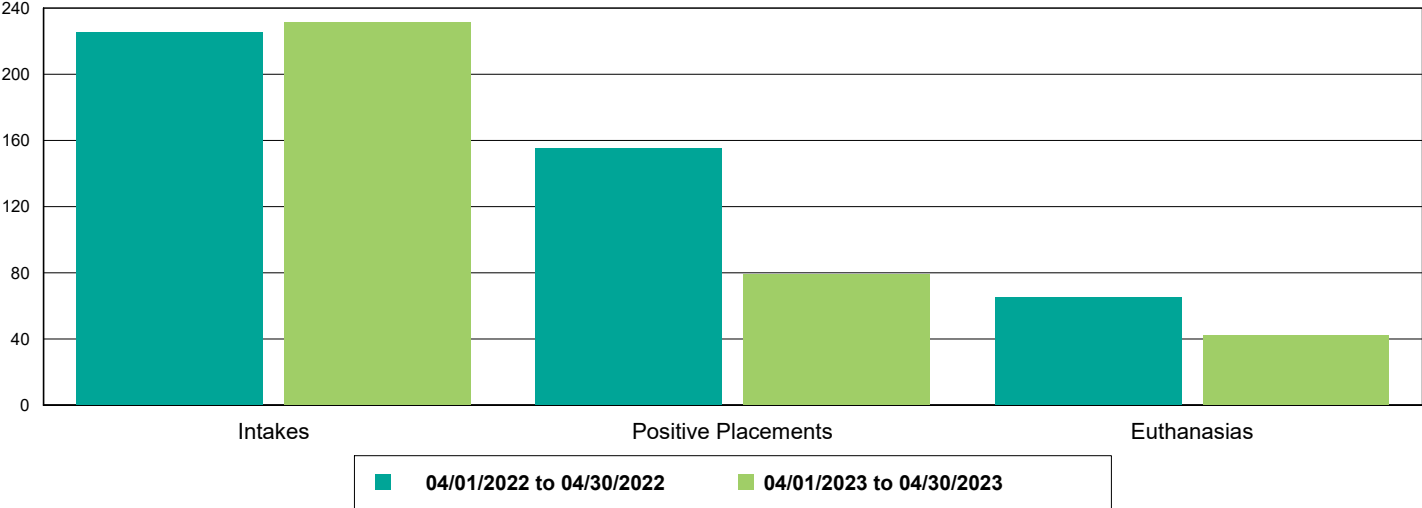
Cat Intakes, Positive Placements, and Euthanasias



Dogs And Cats Intakes, Positive Placements, and Euthanasias



Other Intakes, Positive Placements, and Euthanasias



Live Release, Euthanasia, and Adoption Return Rates

04/01/22 to 04/30/22

04/01/23 to 04/30/23

Percent Change

All Jurisdictions

Total

Live Release Rate	80.63%	75.84%	-5.94%
Euthanasia Rate	17.18%	22.00%	28.07%
Adoption Return Rate	6.91%	1.52%	-78.04%

Dogs and Cats

Live Release Rate	82.35%	76.93%	-6.58%
Euthanasia Rate	15.83%	20.99%	32.66%
Adoption Return Rate	7.64%	1.69%	-77.87%

Young (<= 5 mo)

Live Release Rate	82.19%	79.77%	-2.95%
Euthanasia Rate	8.22%	13.87%	68.79%
Adoption Return Rate	1.01%	0.00%	-100.00%

Adult (>= 6 mo)

Live Release Rate	82.37%	76.55%	-7.07%
Euthanasia Rate	16.84%	21.96%	30.42%
Adoption Return Rate	8.58%	2.07%	-75.84%

Dogs

Live Release Rate	84.21%	80.55%	-4.34%
Euthanasia Rate	14.97%	18.88%	26.09%
Adoption Return Rate	8.32%	2.30%	-72.40%

Young (<= 5 mo)

Live Release Rate	96.00%	96.00%	0.00%
Euthanasia Rate	2.67%	4.00%	50.00%
Adoption Return Rate	2.27%	0.00%	-100.00%

Adult (>= 6 mo)

Live Release Rate	83.51%	79.36%	-4.96%
Euthanasia Rate	15.70%	20.02%	27.50%
Adoption Return Rate	8.80%	2.59%	-70.52%

Cats

Live Release Rate	77.65%	67.42%	-13.18%
Euthanasia Rate	17.99%	26.57%	47.65%
Adoption Return Rate	5.58%	0.00%	-100.00%

Young (<= 5 mo)

Live Release Rate	75.00%	67.35%	-10.20%
Euthanasia Rate	11.11%	21.43%	92.86%
Adoption Return Rate	0.00%	0.00%	0.00%

Adult (>= 6 mo)

Live Release Rate	78.65%	67.44%	-14.25%
Euthanasia Rate	20.57%	28.24%	37.26%
Adoption Return Rate	7.75%	0.00%	-100.00%

The Animal Foundation Dashboard



All of us for all of them.

Others			
Live Release Rate	66.81%	63.20%	-5.40%
Euthanasia Rate	28.02%	33.60%	19.93%
Adoption Return Rate	2.34%	0.00%	-100.00%
Young (<= 5 mo)			
Live Release Rate	66.67%	100.00%	50.00%
Euthanasia Rate	11.11%	0.00%	-100.00%
Adoption Return Rate	0.00%	0.00%	0.00%
Adult (>= 6 mo)			
Live Release Rate	66.82%	61.67%	-7.72%
Euthanasia Rate	29.44%	35.00%	18.89%
Adoption Return Rate	2.56%	0.00%	-100.00%