

# The Animal Foundation Dashboard



All of us for all of them.

## Intake Totals

	12/01/21 to 12/31/21	12/01/22 to 12/31/22	Percent Change
<b>All Jurisdictions</b>	<b>1,715</b>	<b>1,450</b>	<b>-15.45%</b>
<b>Dogs</b>	<b>1,101</b>	<b>1,037</b>	<b>-5.81%</b>
<b>Picked up by Animal Control</b>	692	864	24.86%
<b>Stray Animals</b>	452	577	27.65%
<b>Owner Surrenders</b>	54	80	48.15%
<b>Confiscations</b>	186	207	11.29%
<b>Dropped off at The Animal Foundation</b>	409	173	-57.70%
<b>Stray Animals</b>	351	109	-68.95%
<b>Owner Surrenders</b>	35	42	20.00%
<b>Adoption Returns</b>	20	13	-35.00%
<b>Born at TAF</b>	3	9	200.00%
<b>Cats</b>	<b>347</b>	<b>270</b>	<b>-22.19%</b>
<b>Picked up by Animal Control</b>	158	171	8.23%
<b>Stray Animals</b>	92	115	25.00%
<b>Owner Surrenders</b>	6	6	0.00%
<b>Confiscations</b>	60	50	-16.67%
<b>Dropped off at The Animal Foundation</b>	189	99	-47.62%
<b>Stray Animals</b>	175	90	-48.57%
<b>Owner Surrenders</b>	13	7	-46.15%
<b>Adoption Returns</b>	1	2	100.00%
<b>Others</b>	<b>267</b>	<b>143</b>	<b>-46.44%</b>
<b>Picked up by Animal Control</b>	200	128	-36.00%
<b>Stray Animals</b>	36	40	11.11%
<b>Owner Surrenders</b>	2	1	-50.00%
<b>Confiscations</b>	162	87	-46.30%
<b>Dropped off at The Animal Foundation</b>	67	15	-77.61%
<b>Stray Animals</b>	41	8	-80.49%
<b>Owner Surrenders</b>	12	5	-58.33%
<b>Adoption Returns</b>	0	1	100.00%
<b>Born at TAF</b>	14	1	-92.86%

# The Animal Foundation Dashboard



All of us for all of them.

## Outcome Totals

	12/01/21 to 12/31/21	12/01/22 to 12/31/22	Percent Change
<b>All Jurisdictions</b>	<b>1,408</b>	<b>1,552</b>	<b>10.23%</b>
<b>Dogs</b>	<b>896</b>	<b>1,030</b>	<b>14.96%</b>
Adoption	323	429	32.82%
Died	6	1	-83.33%
Euthanasia	93	171	83.87%
Missing/Escaped	19	5	-73.68%
Returned to Owner	306	296	-3.27%
Transfer	149	128	-14.09%
<b>Cats</b>	<b>384</b>	<b>340</b>	<b>-11.46%</b>
Adoption	181	172	-4.97%
Died	10	7	-30.00%
Euthanasia	50	62	24.00%
Missing/Escaped	1	0	-100.00%
Returned to Owner	18	23	27.78%
RTF	16	18	12.50%
SNR	73	44	-39.73%
Transfer	35	14	-60.00%
<b>Others</b>	<b>128</b>	<b>182</b>	<b>42.19%</b>
Adoption	62	123	98.39%
Died	7	7	0.00%
Euthanasia	13	13	0.00%
Missing/Escaped	0	1	100.00%
Returned to Owner	2	7	250.00%
RTF	2	2	0.00%
Transfer	42	29	-30.95%

# The Animal Foundation Dashboard



All of us for all of them.

## Foster Statistics

12/01/21 to 12/31/21      12/01/22 to 12/31/22      Percent Change

### All Jurisdictions

#### Total

Animals Sent to Foster	138	89	-35.51%
Animal Returned from Foster	113	95	-15.93%
Foster Parents	84	56	-33.33%
Avg. Time in Foster	65	41	-37.04%

#### Dogs

Animals Sent to Foster	67	58	-13.43%
Animal Returned from Foster	33	45	36.36%
Foster Parents	49	42	-14.29%
Avg. Time in Foster	16	18	13.54%

#### Cats

Animals Sent to Foster	59	27	-54.24%
Animal Returned from Foster	69	48	-30.43%
Foster Parents	32	11	-65.63%
Avg. Time in Foster	94	64	-32.61%

#### Others

Animals Sent to Foster	12	4	-66.67%
Animal Returned from Foster	11	2	-81.82%
Foster Parents	3	3	0.00%
Avg. Time in Foster	31	20	-35.34%

## Foster to Adopt Statistics

12/01/21 to 12/31/21      12/01/22 to 12/31/22      Percent Change

### All Jurisdictions

#### Total

Animals Sent to Foster to Adopt	433	17	-96.07%
Animal Returned from Foster to Adopt	233	35	-84.98%
Foster to Adopt Parents	416	17	-95.91%
Avg. Time in Foster to Adopt	80	233	189.76%

#### Dogs

Animals Sent to Foster to Adopt	329	11	-96.66%
Animal Returned from Foster to Adopt	180	26	-85.56%
Foster to Adopt Parents	322	11	-96.58%
Avg. Time in Foster to Adopt	80	234	193.78%

#### Cats

Animals Sent to Foster to Adopt	90	6	-93.33%
Animal Returned from Foster to Adopt	49	9	-81.63%
Foster to Adopt Parents	81	6	-92.59%
Avg. Time in Foster to Adopt	88	230	161.96%

#### Others

Animals Sent to Foster to Adopt	14	0	-100.00%
Animal Returned from Foster to Adopt	4	0	-100.00%
Foster to Adopt Parents	13	0	-100.00%
Avg. Time in Foster to Adopt	24	0	-100.00%

# The Animal Foundation Dashboard



All of us for all of them.

## Shelter Surgery Totals

	12/1/2021 to 12/31/2021	12/1/2022 to 12/31/2022	Percent Change
<b>All Jurisdictions</b>	<b>365</b>	<b>712</b>	<b>95.07%</b>
<b>Dogs</b>	<b>240</b>	<b>480</b>	<b>100.00%</b>
Spay/Neuter	240	479	99.58%
Adoption	95	297	212.63%
Transfer to Partner	28	29	3.57%
Returned to Owner	103	125	21.36%
Foster	9	22	144.44%
Other Outcomes	5	6	20.00%
Other Surgery	0	1	100.00%
Returned to Owner	0	1	100.00%
<b>Cats</b>	<b>107</b>	<b>222</b>	<b>107.48%</b>
Spay/Neuter	107	222	107.48%
Adoption	30	124	313.33%
Transfer to Partner	4	1	-75.00%
Returned to Owner	5	5	0.00%
SNR	58	44	-24.14%
TNR	0	1	100.00%
Foster	5	44	780.00%
Other Outcomes	5	3	-40.00%
<b>Others</b>	<b>18</b>	<b>10</b>	<b>-44.44%</b>
Spay/Neuter	18	10	-44.44%
Adoption	16	7	-56.25%
Transfer to Partner	0	1	100.00%
Other Outcomes	2	2	0.00%

# The Animal Foundation Dashboard



All of us for all of them.

## Public Services

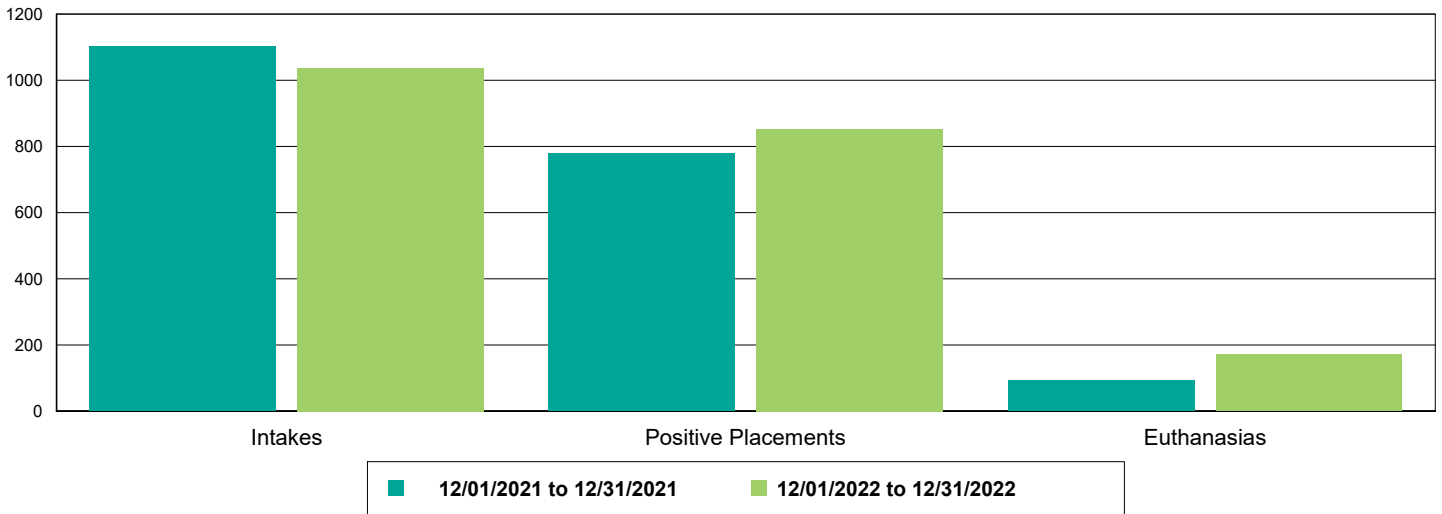
	12/01/21 to 12/31/21	12/01/22 to 12/31/22	Percent Change
<b>Dogs</b>	<b>259</b>	<b>453</b>	<b>74.90%</b>
Owner Requested Euthanasia	118	60	-49.15%
Vaccine Clinic - Microchips Implanted	11	289	2,527.27%
Vaccine Clinic - Animals Vaccinated	140	373	166.43%
Bordetella	63	1	-98.41%
DAPPv	117	366	212.82%
Deworming	66	0	-100.00%
K9 FLU BIVALENT	4	0	-100.00%
Rabies	92	305	231.52%
<b>Cats</b>	<b>51</b>	<b>103</b>	<b>101.96%</b>
Owner Requested Euthanasia	27	21	-22.22%
Public S/N Clinic - Microchips Implanted	2	0	-100.00%
Public S/N Clinic - Surgeries	2	0	-100.00%
Public S/N Clinic - Animals Vaccinated	2	0	-100.00%
FeLV	2	0	-100.00%
Rabies	2	0	-100.00%
Vaccine Clinic - Microchips Implanted	0	57	5,700.00%
Vaccine Clinic - Animals Vaccinated	22	77	250.00%
Deworming	11	0	-100.00%
FeLV	1	9	800.00%
FRCPC	21	66	214.29%
Rabies	11	67	509.09%
<b>Others</b>	<b>2</b>	<b>1</b>	<b>-50.00%</b>
Owner Requested Euthanasia	2	1	-50.00%

# The Animal Foundation Dashboard

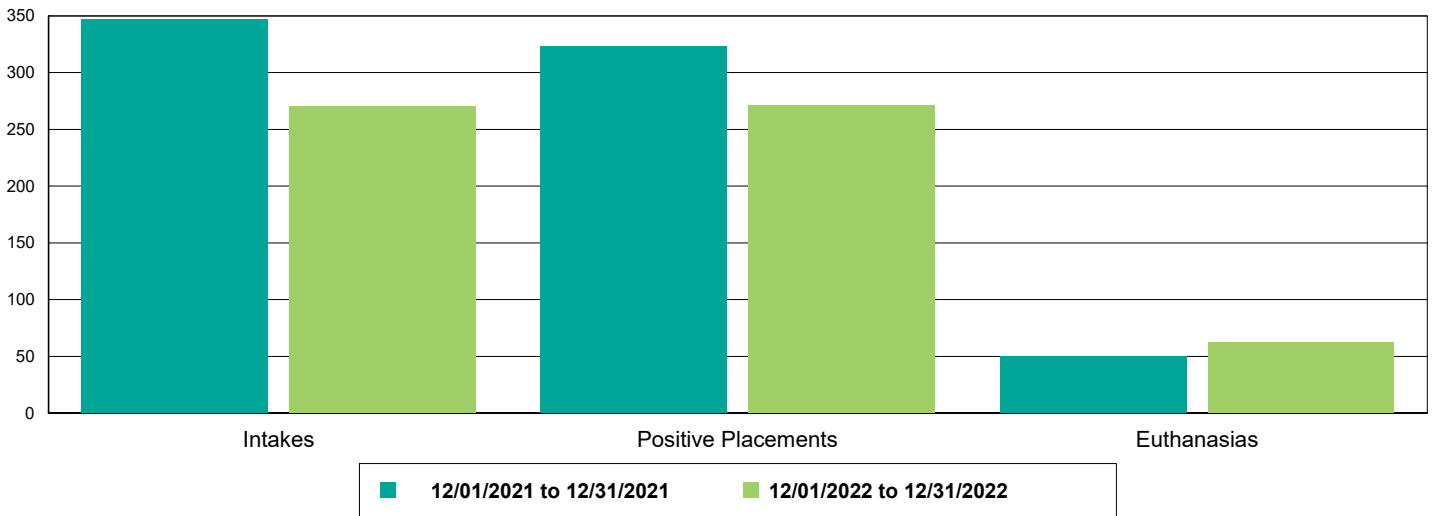


All of us for all of them.

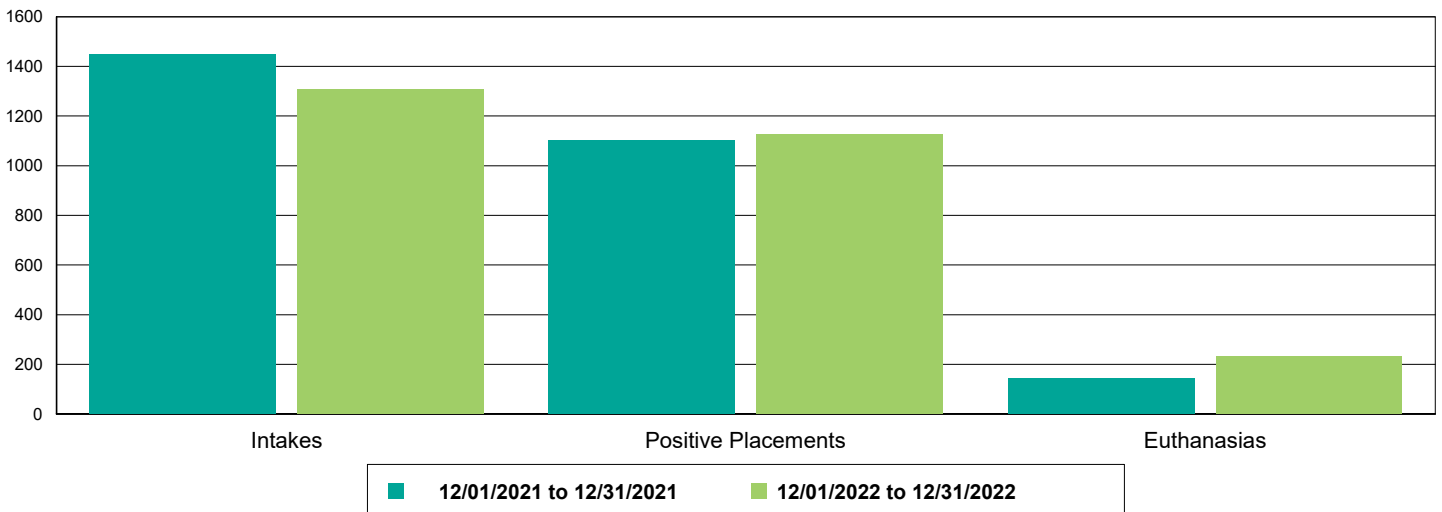
## Dog Intakes, Positive Placements, and Euthanasias



## Cat Intakes, Positive Placements, and Euthanasias



## Dogs And Cats Intakes, Positive Placements, and Euthanasias

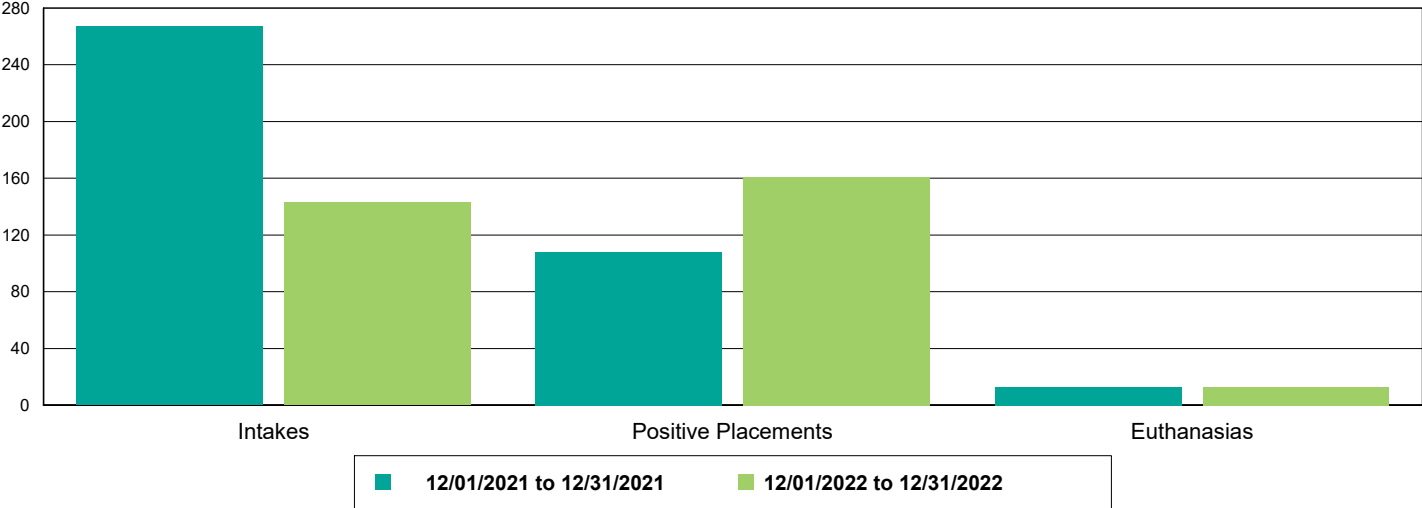


# The Animal Foundation Dashboard



All of us for all of them.

## Other Intakes, Positive Placements, and Euthanasias



# The Animal Foundation Dashboard



All of us for all of them.

## Live Release, Euthanasia, and Adoption Return Rates

12/01/21 to 12/31/21

12/01/22 to 12/31/22

Percent Change

### All Jurisdictions

Total			
Live Release Rate	85.87%	82.80%	-3.58%
Euthanasia Rate	11.08%	15.85%	43.06%
Adoption Return Rate	3.71%	2.21%	-40.44%

Dogs and Cats			
Live Release Rate	86.02%	82.04%	-4.62%
Euthanasia Rate	11.17%	17.01%	52.23%
Adoption Return Rate	4.17%	2.50%	-40.10%

Young (<= 5 mo)			
Live Release Rate	78.57%	96.17%	22.40%
Euthanasia Rate	11.22%	2.19%	-80.53%
Adoption Return Rate	0.00%	0.00%	0.00%

Adult (>= 6 mo)			
Live Release Rate	86.63%	79.87%	-7.81%
Euthanasia Rate	11.17%	19.29%	72.75%
Adoption Return Rate	4.55%	3.18%	-29.94%

Dogs			
Live Release Rate	86.83%	82.82%	-4.62%
Euthanasia Rate	10.38%	16.60%	59.95%
Adoption Return Rate	6.19%	3.03%	-51.06%

Young (<= 5 mo)			
Live Release Rate	84.38%	97.10%	15.08%
Euthanasia Rate	6.25%	1.45%	-76.81%
Adoption Return Rate	0.00%	0.00%	0.00%

Adult (>= 6 mo)			
Live Release Rate	86.92%	81.79%	-5.90%
Euthanasia Rate	10.53%	17.69%	67.96%
Adoption Return Rate	6.41%	3.25%	-49.30%

Cats			
Live Release Rate	84.11%	79.71%	-5.24%
Euthanasia Rate	13.02%	18.24%	40.05%
Adoption Return Rate	0.55%	1.16%	110.47%

Young (<= 5 mo)			
Live Release Rate	75.76%	95.61%	26.21%
Euthanasia Rate	13.64%	2.63%	-80.70%
Adoption Return Rate	0.00%	0.00%	0.00%

Adult (>= 6 mo)			
Live Release Rate	85.85%	71.68%	-16.50%
Euthanasia Rate	12.89%	26.11%	102.48%
Adoption Return Rate	0.67%	2.82%	322.54%

Others			
Live Release Rate	84.38%	88.46%	4.84%
Euthanasia Rate	10.16%	7.14%	-29.67%
Adoption Return Rate	0.00%	0.81%	81.30%



# The Animal Foundation Dashboard



All of us for all of them.

### Young (<= 5 mo)

<b>Live Release Rate</b>	70.00%	100.00%	42.86%
<b>Euthanasia Rate</b>	0.00%	0.00%	0.00%
<b>Adoption Return Rate</b>	0.00%	0.00%	0.00%

### Adult (>= 6 mo)

<b>Live Release Rate</b>	85.59%	88.40%	3.28%
<b>Euthanasia Rate</b>	11.02%	7.18%	-34.81%
<b>Adoption Return Rate</b>	0.00%	0.82%	81.97%