

The Animal Foundation Dashboard



All of us for all of them.

Intake Totals

	07/01/21 to 07/31/21	07/01/22 to 07/31/22	Percent Change
All Jurisdictions	2,294	2,707	18.00%
Dogs	1,310	1,520	16.03%
Picked up by Animal Control	787	800	1.65%
Stray Animals	517	464	-10.25%
Owner Surrenders	63	92	46.03%
Confiscations	207	244	17.87%
Dropped off at The Animal Foundation	523	720	37.67%
Stray Animals	404	514	27.23%
Owner Surrenders	84	117	39.29%
Adoption Returns	35	79	125.71%
Born at TAF	0	10	1,000.00%
Cats	775	944	21.81%
Picked up by Animal Control	313	368	17.57%
Stray Animals	232	205	-11.64%
Owner Surrenders	9	100	1,011.11%
Confiscations	72	63	-12.50%
Dropped off at The Animal Foundation	462	576	24.68%
Stray Animals	389	515	32.39%
Owner Surrenders	62	44	-29.03%
Adoption Returns	4	4	0.00%
Born at TAF	7	13	85.71%
Others	209	243	16.27%
Picked up by Animal Control	118	143	21.19%
Stray Animals	86	83	-3.49%
Owner Surrenders	0	20	2,000.00%
Confiscations	32	40	25.00%
Dropped off at The Animal Foundation	91	100	9.89%
Stray Animals	62	72	16.13%
Owner Surrenders	15	17	13.33%
Adoption Returns	1	3	200.00%
Born at TAF	13	8	-38.46%

The Animal Foundation Dashboard



All of us for all of them.

Outcome Totals

	07/01/21 to 07/31/21	07/01/22 to 07/31/22	Percent Change
All Jurisdictions	1,571	2,757	75.49%
Dogs	958	1,536	60.33%
Adoption	291	631	116.84%
Died	13	3	-76.92%
Euthanasia	122	237	94.26%
Missing/Escaped	3	5	66.67%
Returned to Owner	392	411	4.85%
Transfer	137	249	81.75%
Cats	408	974	138.73%
Adoption	159	507	218.87%
Died	18	20	11.11%
Euthanasia	84	160	90.48%
Missing/Escaped	0	1	100.00%
Returned to Owner	22	32	45.45%
RTF	10	29	190.00%
SNR	42	156	271.43%
Transfer	73	69	-5.48%
Others	205	247	20.49%
Adoption	88	129	46.59%
Died	37	15	-59.46%
Euthanasia	52	67	28.85%
Returned to Owner	6	4	-33.33%
RTF	4	14	250.00%
Transfer	18	18	0.00%

The Animal Foundation Dashboard



All of us for all of them.

Foster Statistics

07/01/21 to 07/31/21 07/01/22 to 07/31/22 Percent Change

All Jurisdictions

Total

Animals Sent to Foster	245	273	11.43%
Animal Returned from Foster	108	288	166.67%
Foster Parents	114	102	-10.53%
Avg. Time in Foster	34	55	60.60%

Dogs

Animals Sent to Foster	43	56	30.23%
Animal Returned from Foster	24	56	133.33%
Foster Parents	39	34	-12.82%
Avg. Time in Foster	18	20	9.76%

Cats

Animals Sent to Foster	197	211	7.11%
Animal Returned from Foster	78	228	192.31%
Foster Parents	71	67	-5.63%
Avg. Time in Foster	40	63	58.00%

Others

Animals Sent to Foster	5	6	20.00%
Animal Returned from Foster	6	4	-33.33%
Foster Parents	4	1	-75.00%
Avg. Time in Foster	25	85	243.40%

Foster to Adopt Statistics

07/01/21 to 07/31/21 07/01/22 to 07/31/22 Percent Change

All Jurisdictions

Total

Animals Sent to Foster to Adopt	718	52	-92.76%
Animal Returned from Foster to Adopt	77	125	62.34%
Foster to Adopt Parents	672	49	-92.71%
Avg. Time in Foster to Adopt	16	192	1,084.25%

Dogs

Animals Sent to Foster to Adopt	454	12	-97.36%
Animal Returned from Foster to Adopt	51	85	66.67%
Foster to Adopt Parents	428	12	-97.20%
Avg. Time in Foster to Adopt	12	198	1,604.20%

Cats

Animals Sent to Foster to Adopt	244	23	-90.57%
Animal Returned from Foster to Adopt	24	35	45.83%
Foster to Adopt Parents	229	22	-90.39%
Avg. Time in Foster to Adopt	27	199	643.46%

Others

Animals Sent to Foster to Adopt	20	17	-15.00%
Animal Returned from Foster to Adopt	2	5	150.00%
Foster to Adopt Parents	19	15	-21.05%
Avg. Time in Foster to Adopt	8	51	536.97%

The Animal Foundation Dashboard



All of us for all of them.

Shelter Surgery Totals

	7/1/2021 to 7/31/2021	7/1/2022 to 7/31/2022	Percent Change
All Jurisdictions	373	1,088	191.69%
Dogs	279	585	109.68%
Spay/Neuter	278	581	108.99%
Adoption	110	366	232.73%
Transfer to Partner	28	29	3.57%
Returned to Owner	129	173	34.11%
Foster	5	9	80.00%
Other Outcomes	6	4	-33.33%
Other Surgery	1	4	300.00%
Transfer to Partner	0	1	100.00%
Returned to Owner	0	3	300.00%
Foster	1	0	-100.00%
Cats	86	483	461.63%
Spay/Neuter	86	483	461.63%
Adoption	44	358	713.64%
Transfer to Partner	2	2	0.00%
Returned to Owner	3	9	200.00%
SNR	12	74	516.67%
Foster	20	23	15.00%
Other Outcomes	5	17	240.00%
Others	8	20	150.00%
Spay/Neuter	8	20	150.00%
Adoption	6	19	216.67%
Transfer to Partner	1	0	-100.00%
Other Outcomes	1	1	0.00%

The Animal Foundation Dashboard



All of us for all of them.

Public Services

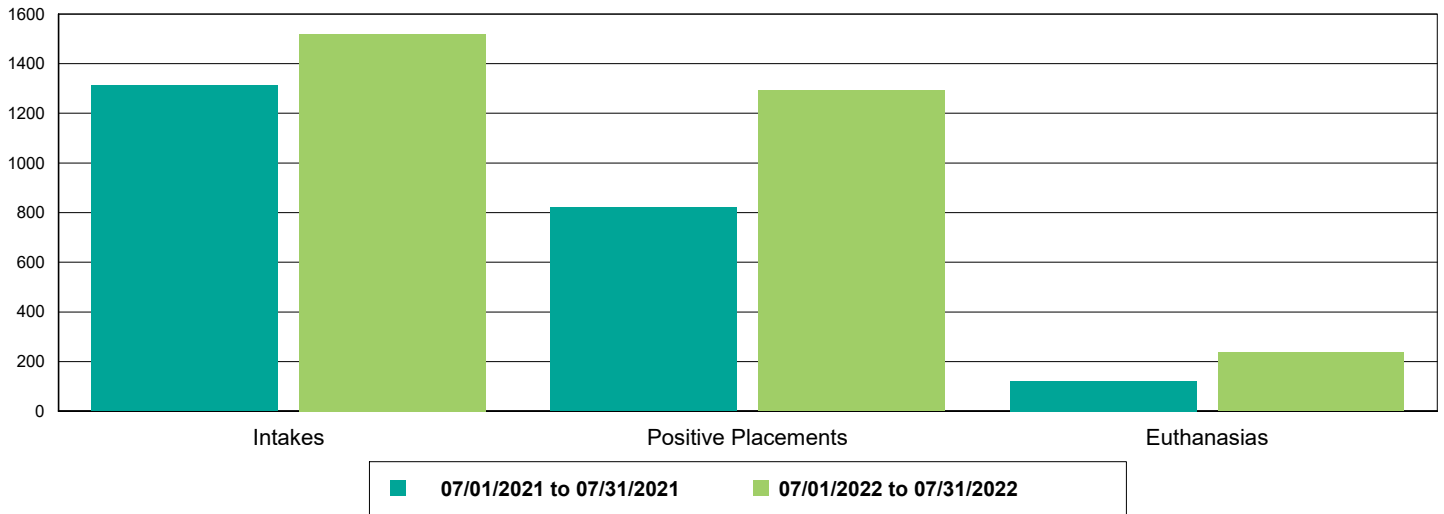
	07/01/21 to 07/31/21	07/01/22 to 07/31/22	Percent Change
Dogs	404	109	-73.02%
Owner Requested Euthanasia	121	105	-13.22%
Vaccine Clinic - Microchips Implanted	15	1	-93.33%
Vaccine Clinic - Animals Vaccinated	277	3	-98.92%
Bordetella	145	1	-99.31%
DAPPv	256	1	-99.61%
Deworming	104	0	-100.00%
K9 FLU BIVALENT	3	0	-100.00%
Rabies	188	2	-98.94%
Cats	125	27	-78.40%
Owner Requested Euthanasia	33	25	-24.24%
Vaccine Clinic - Microchips Implanted	7	0	-100.00%
Vaccine Clinic - Animals Tested	1	1	0.00%
FELV/FIV	1	1	0.00%
Vaccine Clinic - Animals Vaccinated	92	1	-98.91%
Deworming	52	0	-100.00%
FeLV	8	1	-87.50%
FRCPC	87	0	-100.00%
Rabies	59	0	-100.00%
Others	2	139	6,850.00%
Owner Requested Euthanasia	2	139	6,850.00%

The Animal Foundation Dashboard

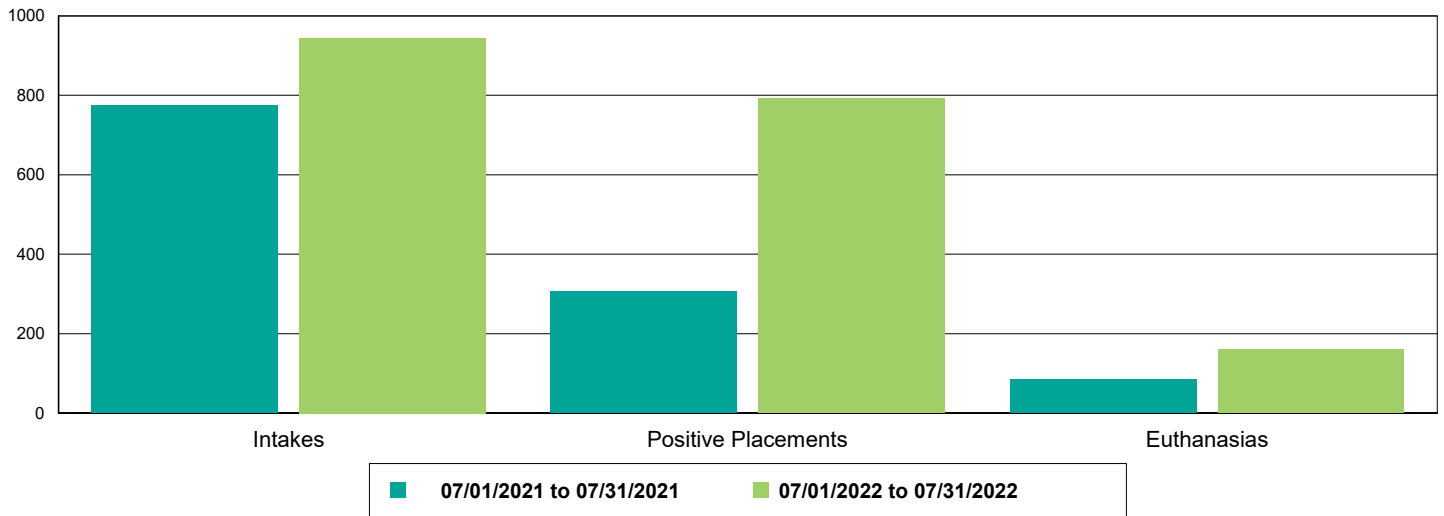


All of us for all of them.

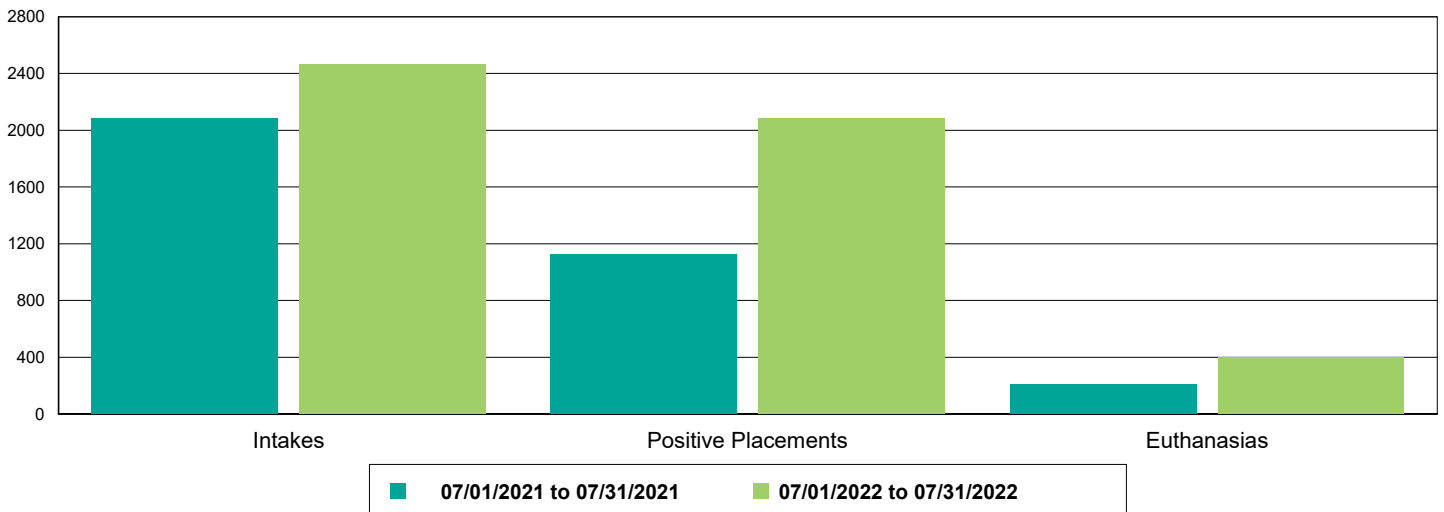
Dog Intakes, Positive Placements, and Euthanasias



Cat Intakes, Positive Placements, and Euthanasias



Dogs And Cats Intakes, Positive Placements, and Euthanasias

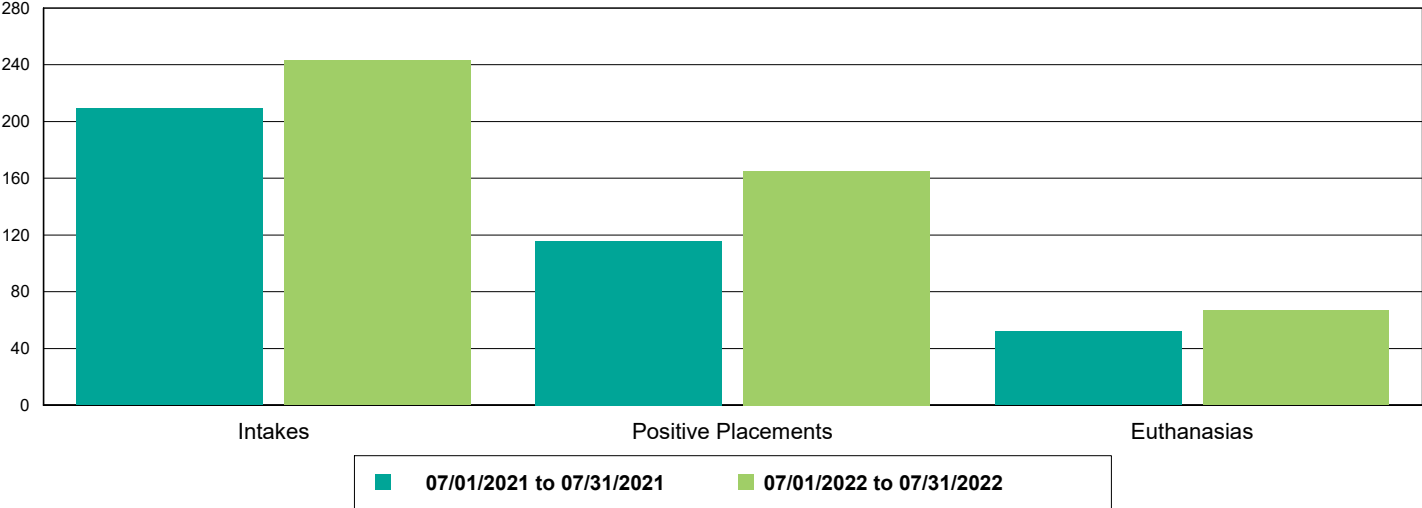


The Animal Foundation Dashboard



All of us for all of them.

Other Intakes, Positive Placements, and Euthanasias



The Animal Foundation Dashboard



All of us for all of them.

Live Release, Euthanasia, and Adoption Return Rates

07/01/21 to 07/31/21

07/01/22 to 07/31/22

Percent Change

All Jurisdictions

Total

Live Release Rate	79.06%	81.57%	3.18%
Euthanasia Rate	16.42%	16.83%	2.48%
Adoption Return Rate	7.43%	6.79%	-8.71%

Dogs and Cats

Live Release Rate	82.43%	83.03%	0.72%
Euthanasia Rate	15.08%	15.82%	4.88%
Adoption Return Rate	8.67%	7.29%	-15.84%

Young (<= 5 mo)

Live Release Rate	78.31%	89.03%	13.70%
Euthanasia Rate	14.81%	8.71%	-41.21%
Adoption Return Rate	2.27%	2.25%	-1.00%

Adult (>= 6 mo)

Live Release Rate	83.09%	81.06%	-2.45%
Euthanasia Rate	15.12%	18.15%	20.00%
Adoption Return Rate	10.22%	10.03%	-1.90%

Dogs

Live Release Rate	85.59%	84.05%	-1.81%
Euthanasia Rate	12.73%	15.43%	21.16%
Adoption Return Rate	12.03%	12.52%	4.09%

Young (<= 5 mo)

Live Release Rate	97.92%	92.11%	-5.94%
Euthanasia Rate	0.00%	7.89%	789.47%
Adoption Return Rate	7.69%	11.32%	47.17%

Adult (>= 6 mo)

Live Release Rate	84.95%	83.40%	-1.81%
Euthanasia Rate	13.41%	16.03%	19.60%
Adoption Return Rate	12.23%	12.63%	3.27%

Cats

Live Release Rate	75.00%	81.42%	8.56%
Euthanasia Rate	20.59%	16.43%	-20.21%
Adoption Return Rate	2.52%	0.79%	-68.64%

Young (<= 5 mo)

Live Release Rate	71.63%	88.34%	23.33%
Euthanasia Rate	19.86%	8.89%	-55.22%
Adoption Return Rate	1.33%	0.86%	-35.16%

Adult (>= 6 mo)

Live Release Rate	76.78%	73.93%	-3.71%
Euthanasia Rate	20.97%	24.57%	17.16%
Adoption Return Rate	3.57%	0.63%	-82.50%

Others

Live Release Rate	56.59%	66.80%	18.05%
Euthanasia Rate	25.37%	27.13%	6.94%
Adoption Return Rate	1.14%	2.33%	104.65%

The Animal Foundation Dashboard



All of us for all of them.

Young (<= 5 mo)

Live Release Rate	66.67%	70.00%	5.00%
Euthanasia Rate	0.00%	25.00%	2,500.00%
Adoption Return Rate	0.00%	0.00%	0.00%

Adult (>= 6 mo)

Live Release Rate	56.44%	66.52%	17.87%
Euthanasia Rate	25.74%	27.31%	6.10%
Adoption Return Rate	1.16%	2.61%	124.35%