

# The Animal Foundation Dashboard



All of us for all of them.

## Intake Totals

	08/01/22 to 08/31/22	08/01/23 to 08/31/23	Percent Change
<b>All Jurisdictions</b>	<b>2,561</b>	<b>2,071</b>	<b>-19.13%</b>
<b>Dogs</b>	<b>1,399</b>	<b>1,209</b>	<b>-13.58%</b>
<b>Picked up by Animal Control</b>	788	1,031	30.84%
<b>Stray Animals</b>	517	683	32.11%
<b>Owner Surrenders</b>	71	100	40.85%
<b>Confiscations</b>	200	248	24.00%
<b>Dropped off at The Animal Foundation</b>	611	178	-70.87%
<b>Stray Animals</b>	446	117	-73.77%
<b>Owner Surrenders</b>	123	48	-60.98%
<b>Adoption Returns</b>	36	13	-63.89%
<b>Born at TAF</b>	6	0	-100.00%
<b>Cats</b>	<b>890</b>	<b>625</b>	<b>-29.78%</b>
<b>Picked up by Animal Control</b>	337	421	24.93%
<b>Stray Animals</b>	183	271	48.09%
<b>Owner Surrenders</b>	55	34	-38.18%
<b>Confiscations</b>	99	116	17.17%
<b>Dropped off at The Animal Foundation</b>	553	204	-63.11%
<b>Stray Animals</b>	471	140	-70.28%
<b>Owner Surrenders</b>	68	57	-16.18%
<b>Adoption Returns</b>	5	3	-40.00%
<b>Born at TAF</b>	9	4	-55.56%
<b>Others</b>	<b>272</b>	<b>237</b>	<b>-12.87%</b>
<b>Picked up by Animal Control</b>	183	179	-2.19%
<b>Stray Animals</b>	66	107	62.12%
<b>Owner Surrenders</b>	3	2	-33.33%
<b>Confiscations</b>	114	70	-38.60%
<b>Dropped off at The Animal Foundation</b>	89	58	-34.83%
<b>Stray Animals</b>	51	19	-62.75%
<b>Owner Surrenders</b>	35	3	-91.43%
<b>Adoption Returns</b>	3	2	-33.33%
<b>Born at TAF</b>	0	34	3,400.00%

# The Animal Foundation Dashboard



All of us for all of them.

## Outcome Totals

	08/01/22 to 08/31/22	08/01/23 to 08/31/23	Percent Change
<b>All Jurisdictions</b>	<b>2,644</b>	<b>2,348</b>	<b>-11.20%</b>
<b>Dogs</b>	<b>1,490</b>	<b>1,337</b>	<b>-10.27%</b>
Adoption	658	558	-15.20%
Died	2	4	100.00%
Euthanasia	231	295	27.71%
Missing/Escaped	3	1	-66.67%
Returned to Owner	351	325	-7.41%
Transfer	245	154	-37.14%
<b>Cats</b>	<b>947</b>	<b>626</b>	<b>-33.90%</b>
Adoption	511	335	-34.44%
Died	14	20	42.86%
Euthanasia	145	101	-30.34%
Missing/Escaped	5	1	-80.00%
Returned to Owner	25	34	36.00%
RTF	23	16	-30.43%
SNR	160	86	-46.25%
Transfer	64	33	-48.44%
<b>Others</b>	<b>207</b>	<b>385</b>	<b>85.99%</b>
Adoption	116	205	76.72%
Died	6	25	316.67%
Euthanasia	32	124	287.50%
Missing/Escaped	2	0	-100.00%
Returned to Owner	8	3	-62.50%
RTF	0	1	100.00%
Transfer	43	27	-37.21%

# The Animal Foundation Dashboard



All of us for all of them.

## Foster Statistics

08/01/22 to 08/31/22      08/01/23 to 08/31/23      Percent Change

### All Jurisdictions

#### Total

Animals Sent to Foster	192	237	23.44%
Animal Returned from Foster	259	221	-14.67%
Foster Parents	87	125	43.68%
Avg. Time in Foster	62	98	58.27%

#### Dogs

Animals Sent to Foster	52	81	55.77%
Animal Returned from Foster	46	92	100.00%
Foster Parents	37	71	91.89%
Avg. Time in Foster	24	73	198.67%

#### Cats

Animals Sent to Foster	128	128	0.00%
Animal Returned from Foster	193	123	-36.27%
Foster Parents	45	56	24.44%
Avg. Time in Foster	69	119	73.68%

#### Others

Animals Sent to Foster	12	28	133.33%
Animal Returned from Foster	20	6	-70.00%
Foster Parents	5	1	-80.00%
Avg. Time in Foster	83	49	-40.40%

# The Animal Foundation Dashboard



All of us for all of them.

## Shelter Surgery Totals

	8/1/2022 to 8/31/2022	8/1/2023 to 8/31/2023	Percent Change
<b>All Jurisdictions</b>	<b>1,105</b>	<b>926</b>	<b>-16.20%</b>
<b>Dogs</b>	<b>632</b>	<b>535</b>	<b>-15.35%</b>
Spay/Neuter	627	534	-14.83%
Adoption	418	324	-22.49%
Transfer to Partner	34	43	26.47%
Returned to Owner	159	142	-10.69%
Foster	10	18	80.00%
Other Outcomes	6	7	16.67%
<b>Other Surgery</b>	<b>5</b>	<b>1</b>	<b>-80.00%</b>
Adoption	2	0	-100.00%
Returned to Owner	3	1	-66.67%
<b>Cats</b>	<b>441</b>	<b>360</b>	<b>-18.37%</b>
Spay/Neuter	441	360	-18.37%
Adoption	315	239	-24.13%
Transfer to Partner	9	3	-66.67%
Returned to Owner	6	6	0.00%
SNR	85	59	-30.59%
Foster	20	50	150.00%
Other Outcomes	6	3	-50.00%
<b>Others</b>	<b>32</b>	<b>31</b>	<b>-3.13%</b>
Spay/Neuter	32	31	-3.13%
Adoption	31	21	-32.26%
Transfer to Partner	1	4	300.00%
Returned to Owner	0	2	200.00%
Foster	0	2	200.00%
Other Outcomes	0	2	200.00%

# The Animal Foundation Dashboard

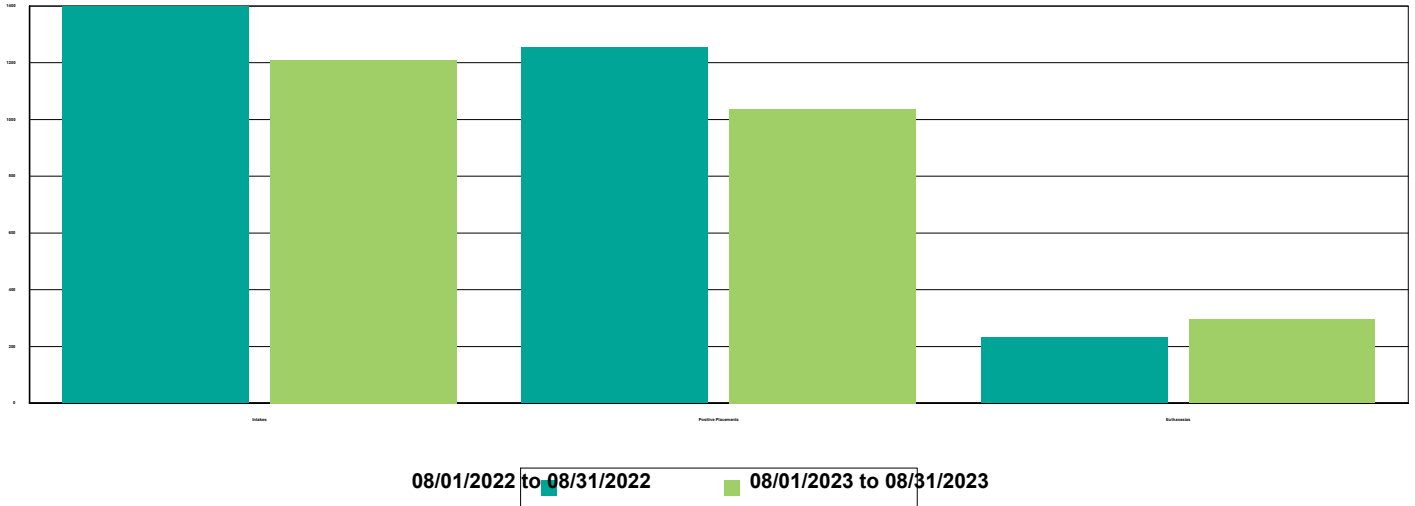


All of us for all of them.

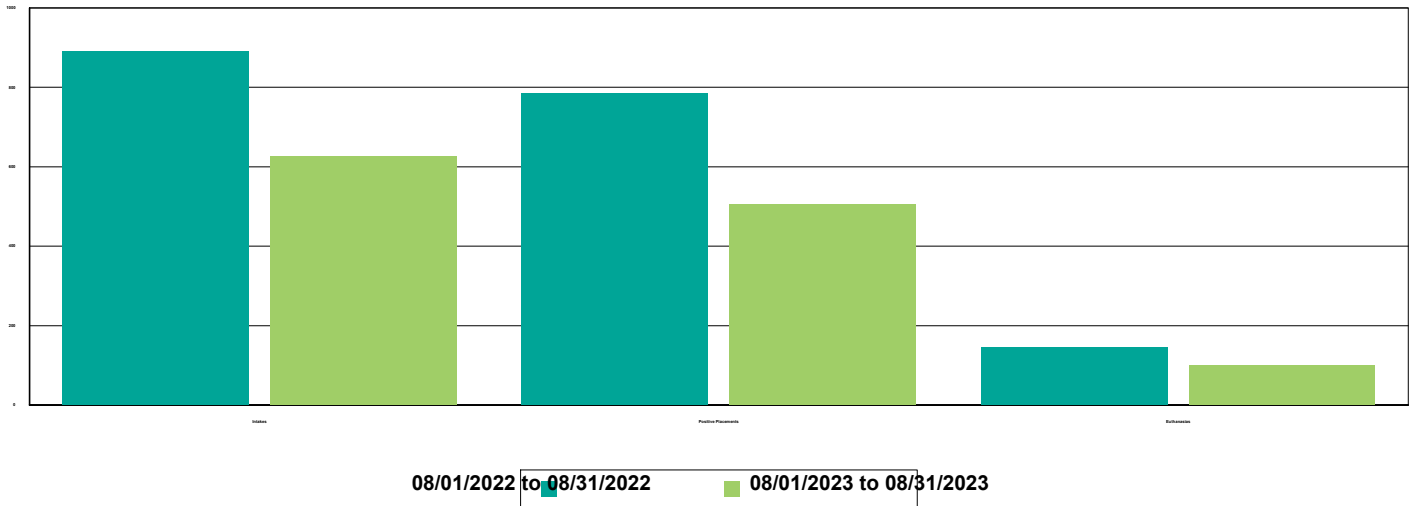
## Public Services

	08/01/22 to 08/31/22	08/01/23 to 08/31/23	Percent Change
<b>Dogs</b>	<b>161</b>	<b>259</b>	<b>60.87%</b>
Owner Requested Euthanasia	100	62	-38.00%
Vaccine Clinic - Animals Vaccinated	61	197	222.95%
Bordetella	2	129	6,350.00%
DAPPv	56	183	226.79%
DEWORM	2	117	5,750.00%
MICROCHIP	0	33	3,300.00%
Rabies	53	130	145.28%
<b>Cats</b>	<b>43</b>	<b>46</b>	<b>6.98%</b>
Owner Requested Euthanasia	34	9	-73.53%
Vaccine Clinic - Animals Vaccinated	9	37	311.11%
DEWORM	1	20	1,900.00%
FeLV	1	0	-100.00%
FRCP	9	34	277.78%
MICROCHIP	0	5	500.00%
Rabies	8	26	225.00%
<b>Others</b>	<b>1</b>	<b>0</b>	<b>-100.00%</b>
Owner Requested Euthanasia	1	0	-100.00%

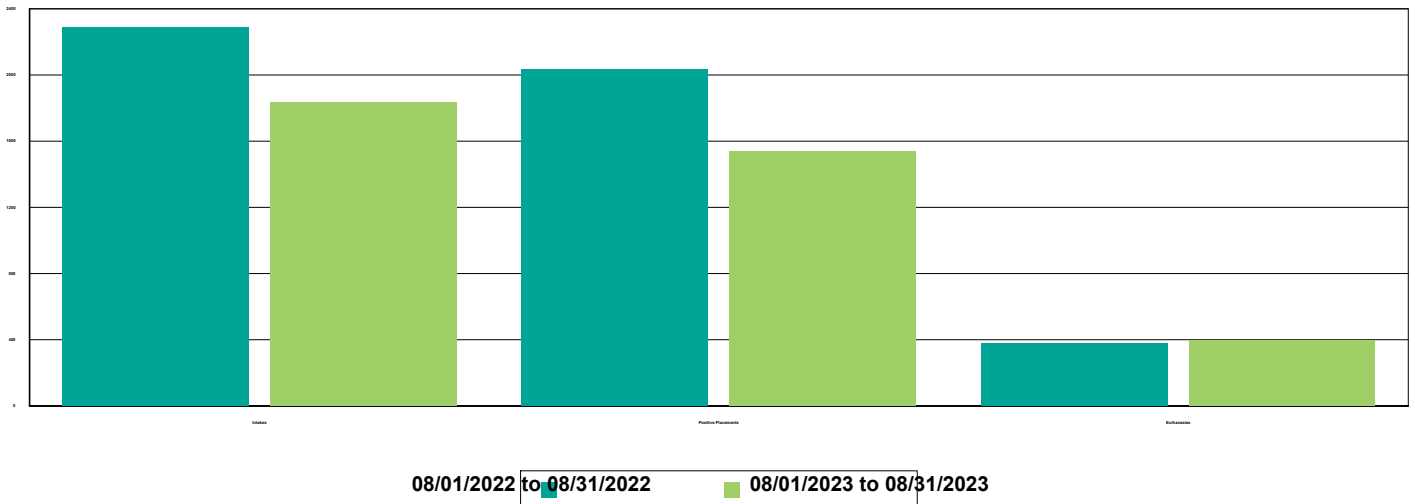
## Dog Intakes, Positive Placements, and Euthanasias



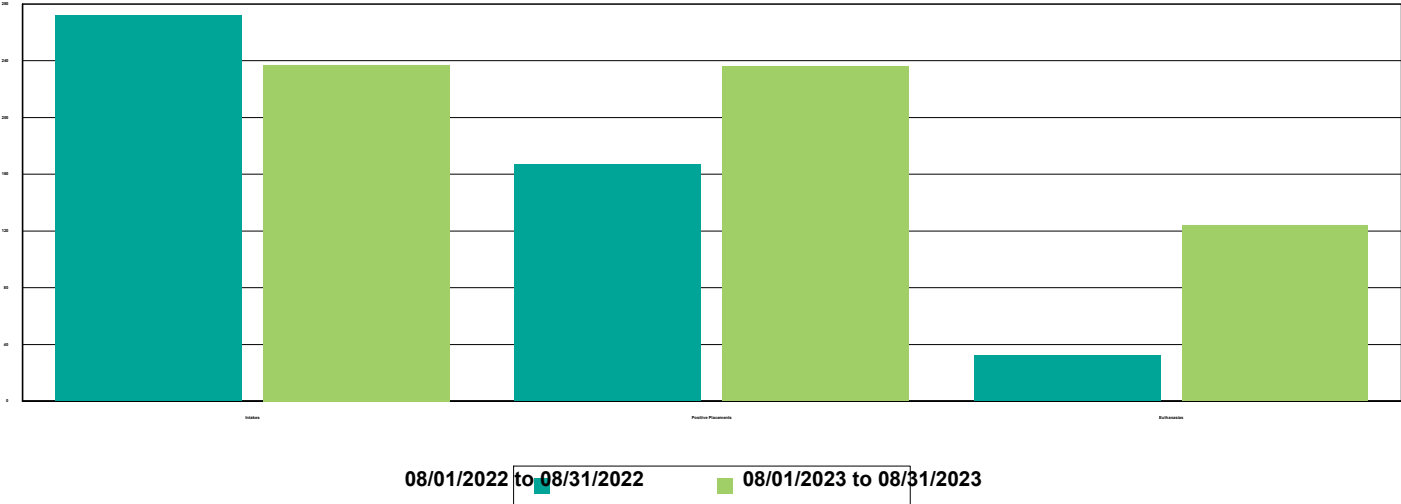
## Cat Intakes, Positive Placements, and Euthanasias



## Dogs And Cats Intakes, Positive Placements, and Euthanasias



## Other Intakes, Positive Placements, and Euthanasias



## Live Release, Euthanasia, and Adoption Return Rates

08/01/22 to 08/31/22

08/01/23 to 08/31/23

Percent Change

### All Jurisdictions

#### Total

Live Release Rate	83.36%	75.68%	-9.21%
Euthanasia Rate	15.43%	22.15%	43.52%
Adoption Return Rate	3.42%	1.64%	-52.12%

#### Dogs and Cats

Live Release Rate	83.59%	78.50%	-6.08%
Euthanasia Rate	15.43%	20.17%	30.75%
Adoption Return Rate	3.51%	1.79%	-48.91%

#### Young (<= 5 mo)

Live Release Rate	88.37%	86.52%	-2.10%
Euthanasia Rate	9.66%	9.83%	1.77%
Adoption Return Rate	0.83%	0.39%	-53.18%

#### Adult (>= 6 mo)

Live Release Rate	82.16%	76.73%	-6.62%
Euthanasia Rate	17.15%	22.46%	31.02%
Adoption Return Rate	4.70%	2.36%	-49.85%

#### Dogs

Live Release Rate	84.16%	77.56%	-7.84%
Euthanasia Rate	15.50%	22.06%	42.32%
Adoption Return Rate	5.47%	2.33%	-57.42%

#### Young (<= 5 mo)

Live Release Rate	96.19%	97.85%	1.72%
Euthanasia Rate	3.81%	2.15%	-43.55%
Adoption Return Rate	0.00%	0.00%	0.00%

#### Adult (>= 6 mo)

Live Release Rate	83.25%	76.05%	-8.65%
Euthanasia Rate	16.39%	23.55%	43.70%
Adoption Return Rate	5.99%	2.67%	-55.34%

#### Cats

Live Release Rate	82.68%	80.51%	-2.63%
Euthanasia Rate	15.31%	16.13%	5.37%
Adoption Return Rate	0.98%	0.90%	-8.48%

#### Young (<= 5 mo)

Live Release Rate	86.56%	82.51%	-4.68%
Euthanasia Rate	11.01%	12.55%	13.93%
Adoption Return Rate	0.99%	0.54%	-45.23%

#### Adult (>= 6 mo)

Live Release Rate	79.11%	79.06%	-0.06%
Euthanasia Rate	19.27%	18.73%	-2.79%
Adoption Return Rate	0.97%	1.33%	38.00%



# The Animal Foundation Dashboard



All of us for all of them.

Others			
Live Release Rate	80.68%	61.30%	-24.02%
Euthanasia Rate	15.46%	32.21%	108.34%
Adoption Return Rate	2.59%	0.98%	-62.28%
Young (<= 5 mo)			
Live Release Rate	83.33%	88.37%	6.05%
Euthanasia Rate	0.00%	6.98%	697.67%
Adoption Return Rate	0.00%	0.00%	0.00%
Adult (>= 6 mo)			
Live Release Rate	80.60%	57.89%	-28.17%
Euthanasia Rate	15.92%	35.38%	122.23%
Adoption Return Rate	2.70%	1.16%	-56.98%