

# The Animal Foundation Dashboard



All of us for all of them.

## Intake Totals

	09/01/22 to 09/30/22	09/01/23 to 09/30/23	Percent Change
<b>All Jurisdictions</b>	<b>2,312</b>	<b>1,920</b>	<b>-16.96%</b>
<b>Dogs</b>	<b>1,281</b>	<b>1,199</b>	<b>-6.40%</b>
<b>Picked up by Animal Control</b>	775	973	25.55%
<b>Stray Animals</b>	472	624	32.20%
<b>Owner Surrenders</b>	98	110	12.24%
<b>Confiscations</b>	205	239	16.59%
<b>Dropped off at The Animal Foundation</b>	506	226	-55.34%
<b>Stray Animals</b>	335	153	-54.33%
<b>Owner Surrenders</b>	118	50	-57.63%
<b>Adoption Returns</b>	37	16	-56.76%
<b>Born at TAF</b>	16	7	-56.25%
<b>Cats</b>	<b>795</b>	<b>518</b>	<b>-34.84%</b>
<b>Picked up by Animal Control</b>	309	370	19.74%
<b>Stray Animals</b>	194	259	33.51%
<b>Owner Surrenders</b>	9	30	233.33%
<b>Confiscations</b>	106	81	-23.58%
<b>Dropped off at The Animal Foundation</b>	486	148	-69.55%
<b>Stray Animals</b>	418	113	-72.97%
<b>Owner Surrenders</b>	42	22	-47.62%
<b>Adoption Returns</b>	11	3	-72.73%
<b>Born at TAF</b>	15	10	-33.33%
<b>Others</b>	<b>236</b>	<b>203</b>	<b>-13.98%</b>
<b>Picked up by Animal Control</b>	170	157	-7.65%
<b>Stray Animals</b>	77	66	-14.29%
<b>Owner Surrenders</b>	12	41	241.67%
<b>Confiscations</b>	81	50	-38.27%
<b>Dropped off at The Animal Foundation</b>	66	46	-30.30%
<b>Stray Animals</b>	35	23	-34.29%
<b>Owner Surrenders</b>	25	5	-80.00%
<b>Adoption Returns</b>	2	2	0.00%
<b>Born at TAF</b>	4	16	300.00%

# The Animal Foundation Dashboard



All of us for all of them.

## Outcome Totals

	09/01/22 to 09/30/22	09/01/23 to 09/30/23	Percent Change
<b>All Jurisdictions</b>	<b>2,371</b>	<b>1,946</b>	<b>-17.92%</b>
<b>Dogs</b>	<b>1,311</b>	<b>1,183</b>	<b>-9.76%</b>
Adoption	461	466	1.08%
Died	4	5	25.00%
Euthanasia	321	263	-18.07%
Missing/Escaped	7	5	-28.57%
Returned to Owner	325	301	-7.38%
Transfer	193	143	-25.91%
<b>Cats</b>	<b>784</b>	<b>548</b>	<b>-30.10%</b>
Adoption	321	307	-4.36%
Died	7	12	71.43%
Euthanasia	156	103	-33.97%
Missing/Escaped	2	0	-100.00%
Returned to Owner	29	18	-37.93%
RTF	28	9	-67.86%
SNR	173	63	-63.58%
Transfer	68	36	-47.06%
<b>Others</b>	<b>276</b>	<b>215</b>	<b>-22.10%</b>
Adoption	191	115	-39.79%
Died	8	8	0.00%
Euthanasia	40	48	20.00%
Missing/Escaped	3	1	-66.67%
Returned to Owner	1	11	1,000.00%
RTF	1	2	100.00%
Transfer	32	30	-6.25%

# The Animal Foundation Dashboard



All of us for all of them.

## Foster Statistics

09/01/22 to 09/30/22      09/01/23 to 09/30/23      Percent Change

### All Jurisdictions

#### Total

<b>Animals Sent to Foster</b>	402	226	-43.78%
<b>Animal Returned from Foster</b>	163	207	26.99%
<b>Foster Parents</b>	266	116	-56.39%
<b>Avg. Time in Foster</b>	54	65	21.70%

#### Dogs

<b>Animals Sent to Foster</b>	180	92	-48.89%
<b>Animal Returned from Foster</b>	39	89	128.21%
<b>Foster Parents</b>	166	69	-58.43%
<b>Avg. Time in Foster</b>	11	39	254.82%

#### Cats

<b>Animals Sent to Foster</b>	215	127	-40.93%
<b>Animal Returned from Foster</b>	121	106	-12.40%
<b>Foster Parents</b>	98	47	-52.04%
<b>Avg. Time in Foster</b>	64	93	44.14%

#### Others

<b>Animals Sent to Foster</b>	7	7	0.00%
<b>Animal Returned from Foster</b>	3	12	300.00%
<b>Foster Parents</b>	4	2	-50.00%
<b>Avg. Time in Foster</b>	182	21	-88.75%

# The Animal Foundation Dashboard



All of us for all of them.

## Shelter Surgery Totals

	9/1/2022 to 9/30/2022	9/1/2023 to 9/30/2023	Percent Change
<b>All Jurisdictions</b>	<b>914</b>	<b>919</b>	<b>0.55%</b>
<b>Dogs</b>	<b>548</b>	<b>563</b>	<b>2.74%</b>
Spay/Neuter	547	560	2.38%
Adoption	360	332	-7.78%
Transfer to Partner	28	43	53.57%
Returned to Owner	123	149	21.14%
Foster	23	31	34.78%
Other Outcomes	13	5	-61.54%
<b>Other Surgery</b>	<b>1</b>	<b>3</b>	<b>200.00%</b>
Transfer to Partner	0	1	100.00%
Returned to Owner	1	1	0.00%
Foster	0	1	100.00%
<b>Cats</b>	<b>357</b>	<b>331</b>	<b>-7.28%</b>
Spay/Neuter	357	331	-7.28%
Adoption	240	216	-10.00%
Transfer to Partner	0	8	800.00%
Returned to Owner	6	9	50.00%
SNR	66	48	-27.27%
Foster	40	43	7.50%
Other Outcomes	5	7	40.00%
<b>Others</b>	<b>9</b>	<b>25</b>	<b>177.78%</b>
Spay/Neuter	9	25	177.78%
Adoption	9	24	166.67%
Other Outcomes	0	1	100.00%

# The Animal Foundation Dashboard

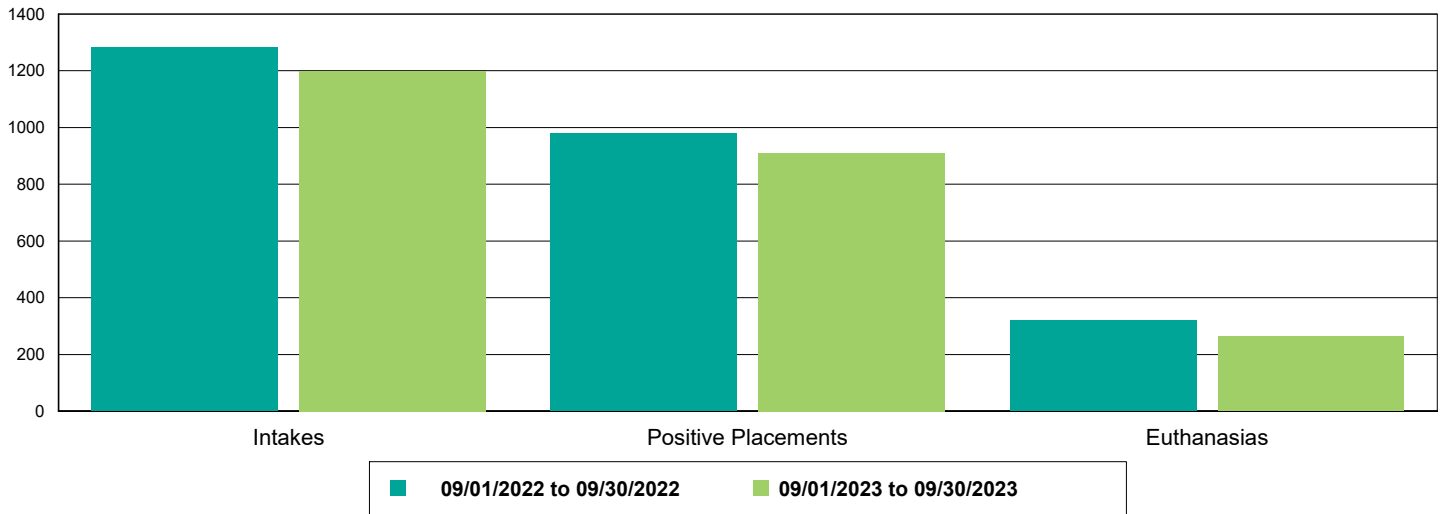


All of us for all of them.

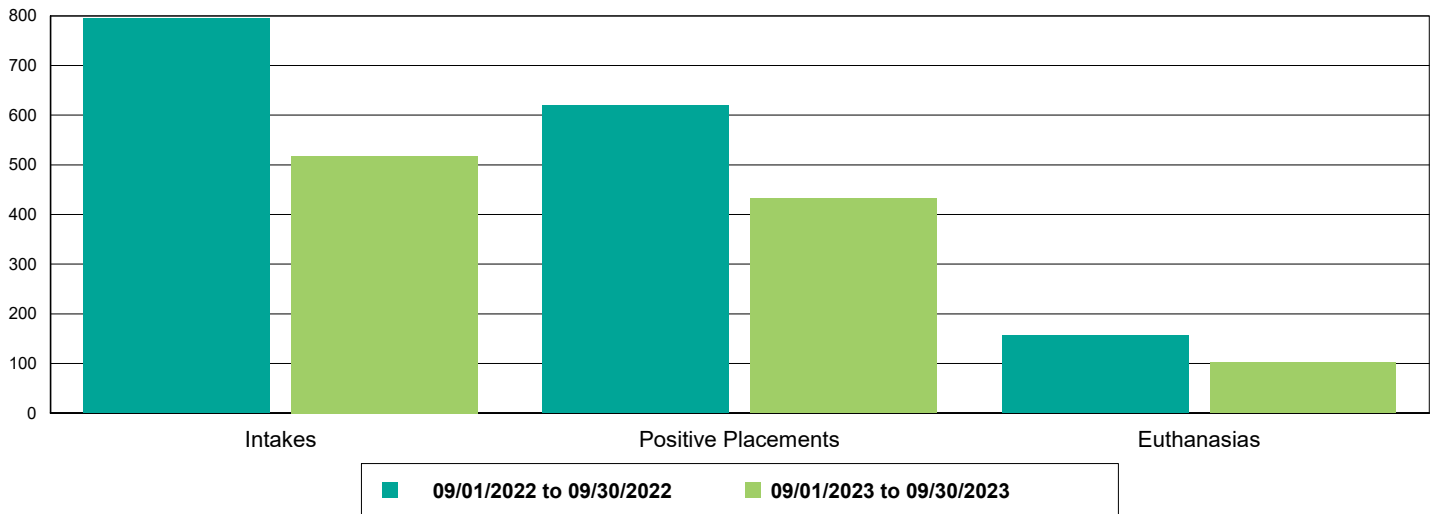
## Public Services

	09/01/22 to 09/30/22	09/01/23 to 09/30/23	Percent Change
<b>Dogs</b>	<b>84</b>	<b>260</b>	<b>209.52%</b>
Owner Requested Euthanasia	77	66	-14.29%
Public S/N Clinic - Microchips Implanted	0	1	100.00%
Public S/N Clinic - Animals Vaccinated	0	1	100.00%
Rabies	0	1	100.00%
Vaccine Clinic - Animals Vaccinated	7	192	2,642.86%
Bordetella	5	102	1,940.00%
DAPPv	7	180	2,471.43%
DEWORM	1	117	11,600.00%
K9 FLU BIVALENT	2	0	-100.00%
MICROCHIP	0	29	2,900.00%
Rabies	4	128	3,100.00%
<b>Cats</b>	<b>17</b>	<b>59</b>	<b>247.06%</b>
Owner Requested Euthanasia	16	11	-31.25%
Vaccine Clinic - Animals Vaccinated	1	48	4,700.00%
DEWORM	0	33	3,300.00%
FRCPC	1	46	4,500.00%
MICROCHIP	0	4	400.00%
Rabies	1	35	3,400.00%
<b>Others</b>	<b>1</b>	<b>55</b>	<b>5,400.00%</b>
Owner Requested Euthanasia	1	55	5,400.00%

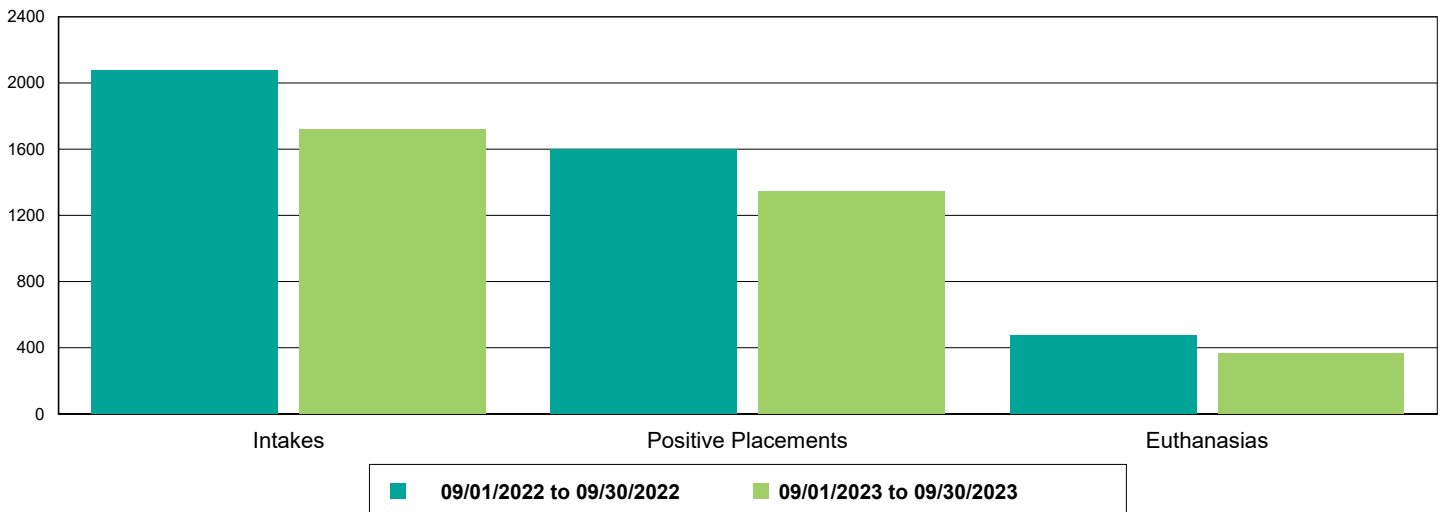
## Dog Intakes, Positive Placements, and Euthanasias



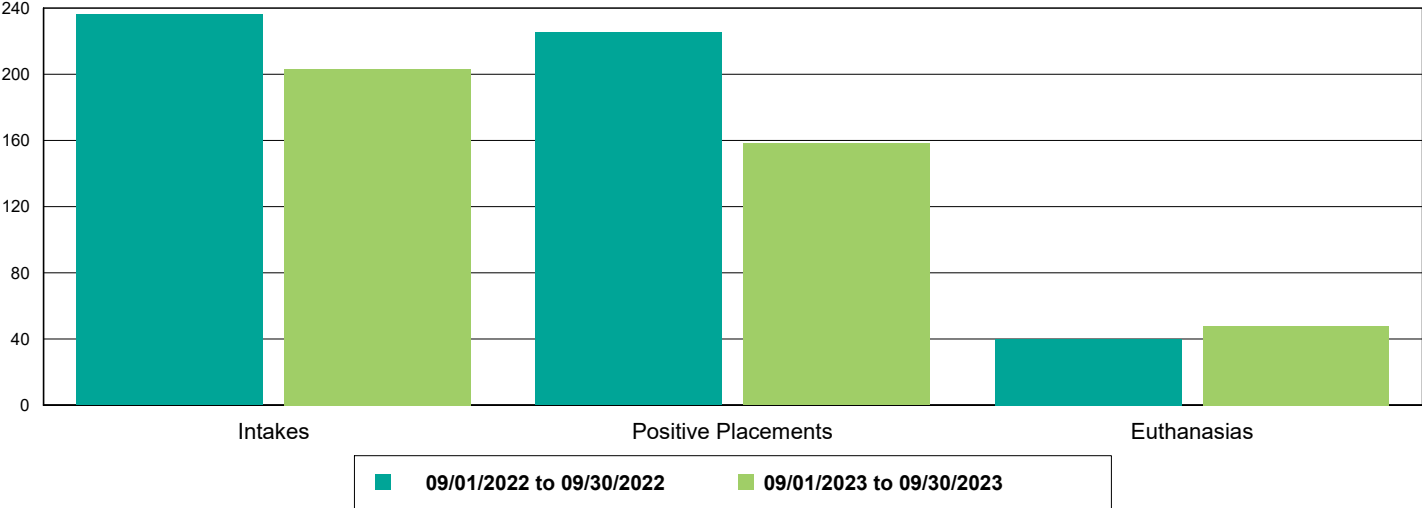
## Cat Intakes, Positive Placements, and Euthanasias



## Dogs And Cats Intakes, Positive Placements, and Euthanasias



### Other Intakes, Positive Placements, and Euthanasias



## Live Release, Euthanasia, and Adoption Return Rates

09/01/22 to 09/30/22

09/01/23 to 09/30/23

Percent Change

### All Jurisdictions

#### Total

Live Release Rate	76.89%	77.13%	0.32%
Euthanasia Rate	21.81%	21.27%	-2.43%
Adoption Return Rate	5.14%	2.36%	-53.98%

#### Dogs and Cats

Live Release Rate	76.28%	77.59%	1.72%
Euthanasia Rate	22.77%	21.14%	-7.14%
Adoption Return Rate	6.14%	2.46%	-59.96%

#### Young (<= 5 mo)

Live Release Rate	92.18%	81.62%	-11.46%
Euthanasia Rate	6.44%	15.32%	138.01%
Adoption Return Rate	2.41%	0.81%	-66.45%

#### Adult (>= 6 mo)

Live Release Rate	72.11%	76.53%	6.13%
Euthanasia Rate	27.05%	22.67%	-16.20%
Adoption Return Rate	8.33%	3.23%	-61.22%

#### Dogs

Live Release Rate	74.68%	76.92%	3.01%
Euthanasia Rate	24.49%	22.23%	-9.20%
Adoption Return Rate	8.03%	3.43%	-57.22%

#### Young (<= 5 mo)

Live Release Rate	97.41%	87.61%	-10.06%
Euthanasia Rate	1.72%	9.73%	464.60%
Adoption Return Rate	2.53%	1.32%	-48.03%

#### Adult (>= 6 mo)

Live Release Rate	72.47%	75.79%	4.59%
Euthanasia Rate	26.69%	23.55%	-11.77%
Adoption Return Rate	9.16%	3.85%	-58.02%

#### Cats

Live Release Rate	78.95%	79.01%	0.08%
Euthanasia Rate	19.90%	18.80%	-5.54%
Adoption Return Rate	3.43%	0.98%	-71.48%

#### Young (<= 5 mo)

Live Release Rate	90.28%	78.86%	-12.65%
Euthanasia Rate	8.15%	17.89%	119.45%
Adoption Return Rate	2.37%	0.58%	-75.32%

#### Adult (>= 6 mo)

Live Release Rate	71.18%	79.14%	11.18%
Euthanasia Rate	27.96%	19.54%	-30.12%
Adoption Return Rate	5.45%	1.47%	-73.04%



# The Animal Foundation Dashboard



All of us for all of them.

Others			
Live Release Rate	81.52%	73.49%	-9.85%
Euthanasia Rate	14.49%	22.33%	54.05%
Adoption Return Rate	1.05%	1.74%	66.09%
Young (<= 5 mo)			
Live Release Rate	93.75%	94.12%	0.39%
Euthanasia Rate	6.25%	2.94%	-52.94%
Adoption Return Rate	0.00%	0.00%	0.00%
Adult (>= 6 mo)			
Live Release Rate	80.77%	69.61%	-13.81%
Euthanasia Rate	15.00%	25.97%	73.11%
Adoption Return Rate	1.09%	2.22%	103.33%