

# The Animal Foundation Dashboard



All of us for all of them.

## Intake Totals

	11/01/19 to 11/30/19	11/01/20 to 11/30/20	Percent Change
<b>All Jurisdictions</b>	<b>2,136</b>	<b>1,437</b>	<b>-32.72%</b>
<b>Dogs</b>	<b>1,266</b>	<b>864</b>	<b>-31.75%</b>
<b>Picked up by Animal Control</b>	682	473	-30.65%
<b>Stray Animals</b>	453	325	-28.26%
<b>Owner Surrenders</b>	41	22	-46.34%
<b>Adoption Returns</b>	0	1	100.00%
<b>Confiscations</b>	188	125	-33.51%
<b>Dropped off at The Animal Foundation</b>	584	391	-33.05%
<b>Stray Animals</b>	453	278	-38.63%
<b>Owner Surrenders</b>	90	69	-23.33%
<b>Adoption Returns</b>	37	44	18.92%
<b>Born at TAF</b>	4	0	-100.00%
<b>Cats</b>	<b>641</b>	<b>493</b>	<b>-23.09%</b>
<b>Picked up by Animal Control</b>	249	236	-5.22%
<b>Stray Animals</b>	151	155	2.65%
<b>Owner Surrenders</b>	38	41	7.89%
<b>Confiscations</b>	60	40	-33.33%
<b>Dropped off at The Animal Foundation</b>	392	257	-34.44%
<b>Stray Animals</b>	330	197	-40.30%
<b>Owner Surrenders</b>	43	48	11.63%
<b>Adoption Returns</b>	18	7	-61.11%
<b>Born at TAF</b>	1	5	400.00%
<b>Others</b>	<b>229</b>	<b>80</b>	<b>-65.07%</b>
<b>Picked up by Animal Control</b>	158	52	-67.09%
<b>Stray Animals</b>	54	37	-31.48%
<b>Owner Surrenders</b>	3	1	-66.67%
<b>Confiscations</b>	101	14	-86.14%
<b>Dropped off at The Animal Foundation</b>	71	28	-60.56%
<b>Stray Animals</b>	27	19	-29.63%
<b>Owner Surrenders</b>	18	9	-50.00%
<b>Adoption Returns</b>	3	0	-100.00%
<b>Born at TAF</b>	23	0	-100.00%

# The Animal Foundation Dashboard



All of us for all of them.

## Outcome Totals

	11/01/19 to 11/30/19	11/01/20 to 11/30/20	Percent Change
<b>All Jurisdictions</b>	<b>2,250</b>	<b>1,524</b>	<b>-32.27%</b>
<b>Dogs</b>	<b>1,310</b>	<b>884</b>	<b>-32.52%</b>
Adoption	637	393	-38.30%
Died	3	1	-66.67%
Euthanasia	103	81	-21.36%
Missing/Escaped	2	0	-100.00%
Returned to Owner	406	258	-36.45%
Transfer	159	151	-5.03%
<b>Cats</b>	<b>695</b>	<b>555</b>	<b>-20.14%</b>
Adoption	431	283	-34.34%
Died	8	5	-37.50%
Euthanasia	62	77	24.19%
Missing/Escaped	0	2	200.00%
Returned to Owner	29	27	-6.90%
RTF	31	35	12.90%
SNR	104	92	-11.54%
Transfer	30	34	13.33%
<b>Others</b>	<b>245</b>	<b>85</b>	<b>-65.31%</b>
Adoption	93	39	-58.06%
Died	9	1	-88.89%
Euthanasia	26	20	-23.08%
Returned to Owner	3	4	33.33%
RTF	2	4	100.00%
Transfer	112	17	-84.82%

# The Animal Foundation Dashboard



All of us for all of them.

## Foster Statistics

11/01/19 to 11/30/19

11/01/20 to 11/30/20

Percent Change

### All Jurisdictions

#### Total

Animals Sent to Foster	364	181	-50.27%
Animal Returned from Foster	401	239	-40.40%
Foster Parents	230	138	-40.00%
Avg. Time in Foster	31	28	-11.32%

#### Dogs

Animals Sent to Foster	162	101	-37.65%
Animal Returned from Foster	155	99	-36.13%
Foster Parents	144	83	-42.36%
Avg. Time in Foster	20	17	-11.56%

#### Cats

Animals Sent to Foster	134	79	-41.04%
Animal Returned from Foster	191	139	-27.23%
Foster Parents	77	54	-29.87%
Avg. Time in Foster	47	35	-25.22%

#### Others

Animals Sent to Foster	68	1	-98.53%
Animal Returned from Foster	55	1	-98.18%
Foster Parents	11	1	-90.91%
Avg. Time in Foster	9	3	-69.94%

# The Animal Foundation Dashboard



All of us for all of them.

## Shelter Surgery Totals

	11/1/2019 to 11/30/2019	11/1/2020 to 11/30/2020	Percent Change
<b>All Jurisdictions</b>	<b>1,290</b>	<b>1,031</b>	<b>-20.08%</b>
<b>Dogs</b>	<b>626</b>	<b>417</b>	<b>-33.39%</b>
Spay/Neuter	616	408	-33.77%
Adoption	353	205	-41.93%
Transfer to Partner	62	65	4.84%
Returned to Owner	141	101	-28.37%
Foster	54	33	-38.89%
Other Outcomes	6	4	-33.33%
<b>Other Surgery</b>	<b>10</b>	<b>9</b>	<b>-10.00%</b>
Adoption	2	2	0.00%
Returned to Owner	4	3	-25.00%
Foster	2	4	100.00%
Other Outcomes	2	0	-100.00%
<b>Cats</b>	<b>653</b>	<b>602</b>	<b>-7.81%</b>
Spay/Neuter	648	599	-7.56%
Adoption	291	200	-31.27%
Transfer to Partner	2	7	250.00%
Returned to Owner	5	18	260.00%
SNR	103	90	-12.62%
TNR	226	230	1.77%
Foster	18	23	27.78%
Other Outcomes	3	31	933.33%
<b>Other Surgery</b>	<b>5</b>	<b>3</b>	<b>-40.00%</b>
Adoption	1	0	-100.00%
Transfer to Partner	2	0	-100.00%
Returned to Owner	0	1	100.00%
TNR	1	1	0.00%
RTF	0	1	100.00%
Foster	1	0	-100.00%
<b>Others</b>	<b>11</b>	<b>12</b>	<b>9.09%</b>
Spay/Neuter	11	12	9.09%
Adoption	9	11	22.22%
Transfer to Partner	2	1	-50.00%

# The Animal Foundation Dashboard



All of us for all of them.

## Public Services

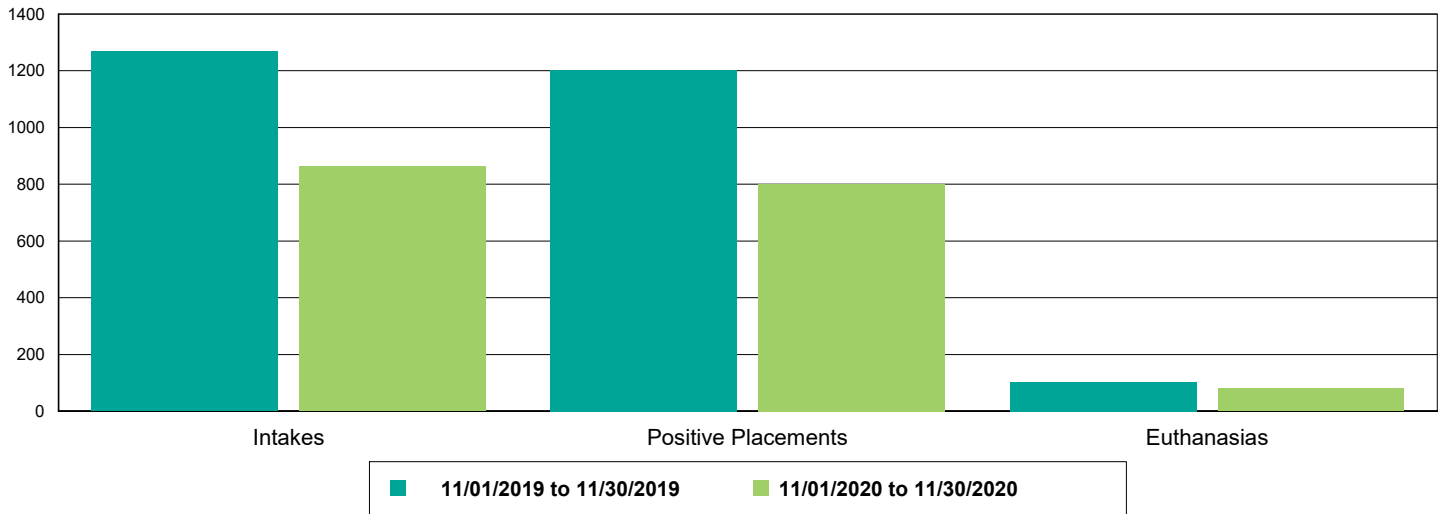
	11/01/19 to 11/30/19	11/01/20 to 11/30/20	Percent Change
<b>Dogs</b>	<b>1,870</b>	<b>929</b>	<b>-50.32%</b>
Owner Requested Euthanasia	177	178	0.56%
Public S/N Clinic - Microchips Implanted	82	34	-58.54%
Public S/N Clinic - Surgeries	199	88	-55.78%
Public S/N Clinic - Animals Vaccinated	115	47	-59.13%
Bordetella	97	39	-59.79%
DAPPv	96	36	-62.50%
Deworming	45	6	-86.67%
Rabies	82	33	-59.76%
Vaccine Clinic - Microchips Implanted	68	52	-23.53%
Vaccine Clinic - Animals Vaccinated	1,499	660	-55.97%
Bordetella	875	315	-64.00%
DAPPv	1,362	620	-54.48%
Deworming	923	328	-64.46%
K9 H3N2	15	6	-60.00%
Rabies	981	448	-54.33%
<b>Cats</b>	<b>402</b>	<b>233</b>	<b>-42.04%</b>
Owner Requested Euthanasia	47	41	-12.77%
Public S/N Clinic - Feline Testing - Cats Tested	5	7	-100.00%
Public S/N Clinic - Microchips Implanted	50	10	-80.00%
Public S/N Clinic - Surgeries	112	47	-58.04%
Public S/N Clinic - Animals Vaccinated	100	30	-70.00%
Deworming	59	15	-74.58%
FeLV	23	2	-91.30%
FRCPC	98	0	-100.00%
Rabies	88	26	-70.45%
Vaccine Clinic - Microchips Implanted	14	2	-50.00%
Vaccine Clinic - Animals Vaccinated	248	144	-41.94%
Deworming	129	121	-6.20%
FeLV	33	11	-66.67%
FRCPC	222	178	-19.82%
Rabies	185	124	-32.97%
<b>Others</b>	<b>3</b>	<b>7</b>	<b>133.33%</b>
Owner Requested Euthanasia	3	7	133.33%

# The Animal Foundation Dashboard

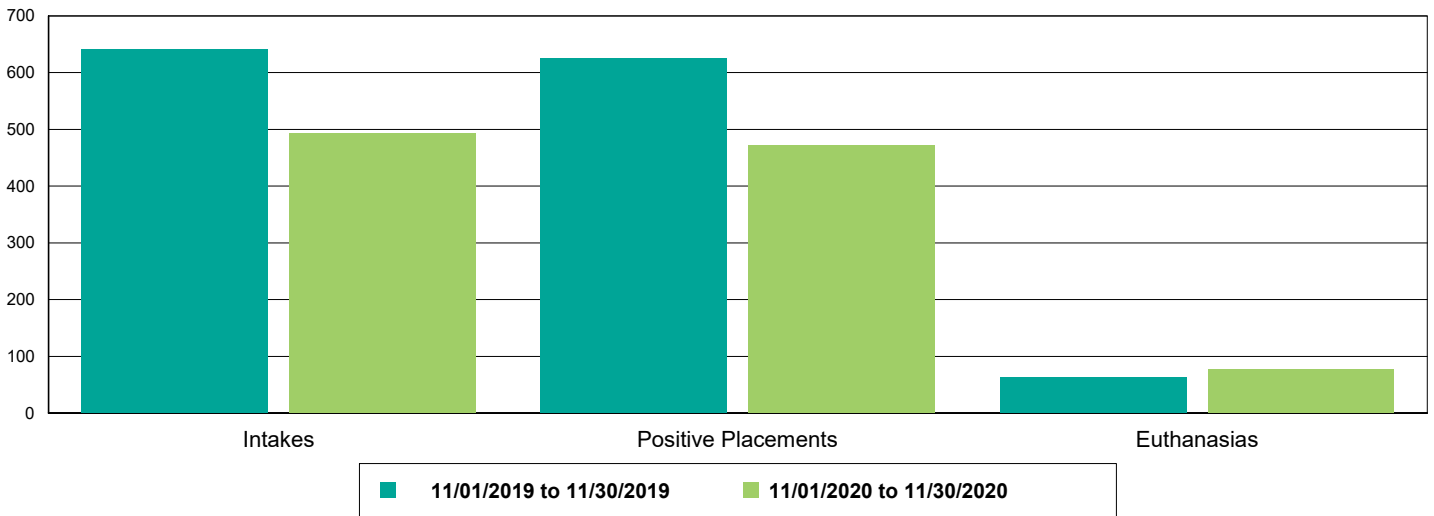


All of us for all of them.

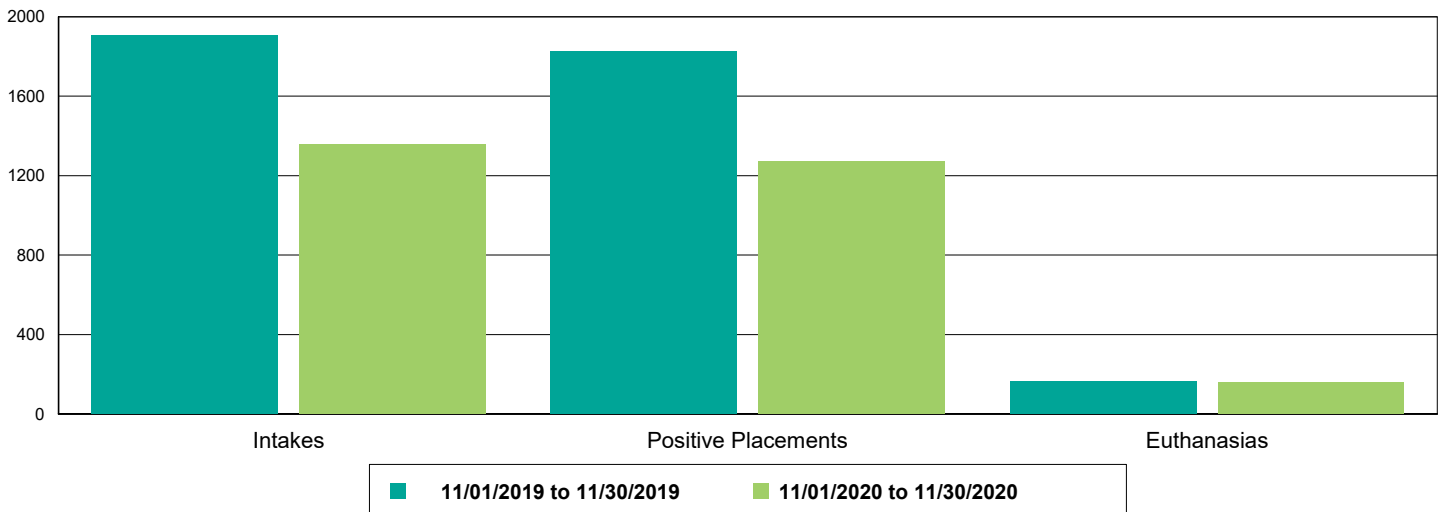
## Dog Intakes, Positive Placements, and Euthanasias



## Cat Intakes, Positive Placements, and Euthanasias



## Dogs And Cats Intakes, Positive Placements, and Euthanasias

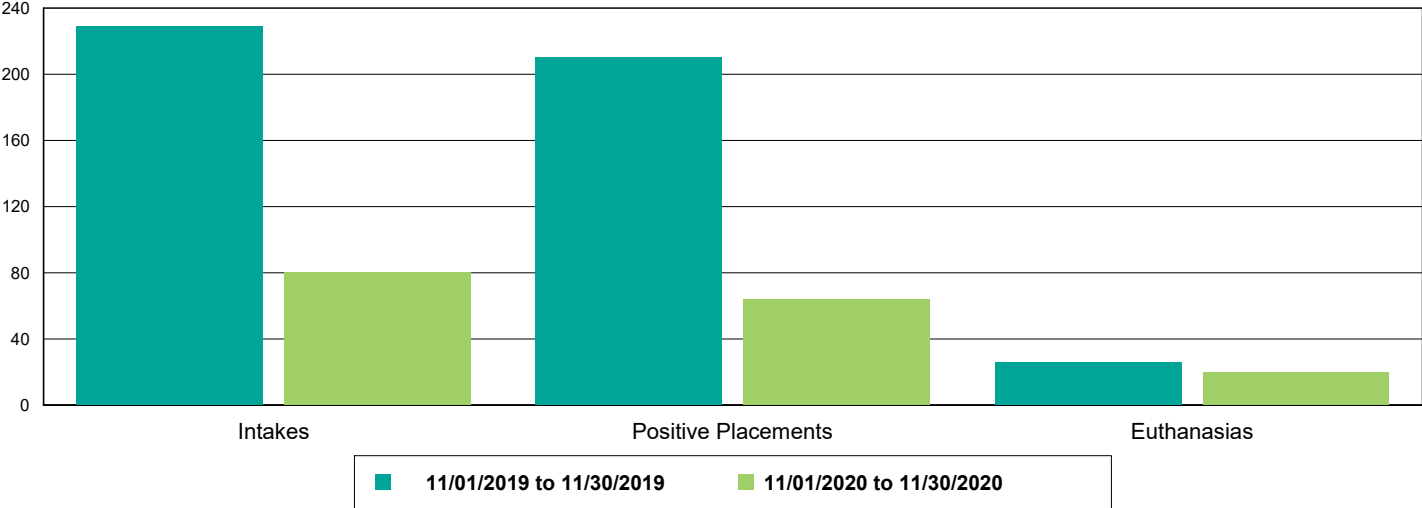


# The Animal Foundation Dashboard



All of us for all of them.

## Other Intakes, Positive Placements, and Euthanasias



# The Animal Foundation Dashboard



All of us for all of them.

## Live Release, Euthanasia, and Adoption Return Rates

11/01/19 to 11/30/19

11/01/20 to 11/30/20

Percent Change

### All Jurisdictions

#### Total

Live Release Rate	90.53%	87.73%	-3.10%
Euthanasia Rate	8.49%	11.68%	37.59%
Adoption Return Rate	5.00%	7.27%	45.58%

#### Dogs and Cats

Live Release Rate	91.12%	88.46%	-2.92%
Euthanasia Rate	8.23%	10.98%	33.42%
Adoption Return Rate	5.15%	7.69%	49.37%

#### Young (<= 5 mo)

Live Release Rate	94.93%	95.73%	0.84%
Euthanasia Rate	2.54%	2.85%	12.30%
Adoption Return Rate	2.85%	0.46%	-83.89%

#### Adult (>= 6 mo)

Live Release Rate	90.30%	86.70%	-3.99%
Euthanasia Rate	9.45%	12.95%	37.01%
Adoption Return Rate	5.97%	11.14%	86.46%

#### Dogs

Live Release Rate	91.76%	90.72%	-1.12%
Euthanasia Rate	7.86%	9.16%	16.54%
Adoption Return Rate	5.81%	11.45%	97.13%

#### Young (<= 5 mo)

Live Release Rate	94.52%	100.00%	5.80%
Euthanasia Rate	2.74%	0.00%	-100.00%
Adoption Return Rate	4.35%	2.78%	-36.11%

#### Adult (>= 6 mo)

Live Release Rate	91.59%	90.07%	-1.66%
Euthanasia Rate	8.16%	9.81%	20.10%
Adoption Return Rate	5.92%	12.32%	108.12%

#### Cats

Live Release Rate	89.93%	84.86%	-5.63%
Euthanasia Rate	8.92%	13.87%	55.52%
Adoption Return Rate	4.18%	2.47%	-40.77%

#### Young (<= 5 mo)

Live Release Rate	95.04%	94.62%	-0.44%
Euthanasia Rate	2.48%	3.59%	44.52%
Adoption Return Rate	2.55%	0.00%	-100.00%

#### Adult (>= 6 mo)

Live Release Rate	86.44%	78.31%	-9.40%
Euthanasia Rate	13.32%	20.78%	56.06%
Adoption Return Rate	6.12%	6.93%	13.20%

#### Others

Live Release Rate	85.71%	75.29%	-12.16%
Euthanasia Rate	10.61%	23.53%	121.72%
Adoption Return Rate	3.23%	0.00%	-100.00%



# The Animal Foundation Dashboard



All of us for all of them.

### Young (<= 5 mo)

<b>Live Release Rate</b>	100.00%	92.31%	-7.69%
<b>Euthanasia Rate</b>	0.00%	7.69%	769.23%
<b>Adoption Return Rate</b>	0.00%	0.00%	0.00%

### Adult (>= 6 mo)

<b>Live Release Rate</b>	84.85%	72.22%	-14.88%
<b>Euthanasia Rate</b>	11.26%	26.39%	134.46%
<b>Adoption Return Rate</b>	3.45%	0.00%	-100.00%