

The Animal Foundation Dashboard



All of us for all of them.

Intake Totals

	03/01/22 to 03/31/22	03/01/23 to 03/31/23	Percent Change
All Jurisdictions	2,059	1,690	-17.92%
Dogs	1,250	1,135	-9.20%
Picked up by Animal Control	744	934	25.54%
Stray Animals	488	608	24.59%
Owner Surrenders	45	101	124.44%
Confiscations	211	225	6.64%
Dropped off at The Animal Foundation	506	201	-60.28%
Stray Animals	390	114	-70.77%
Owner Surrenders	86	68	-20.93%
Adoption Returns	23	19	-17.39%
Born at TAF	7	0	-100.00%
Cats	568	485	-14.61%
Picked up by Animal Control	292	309	5.82%
Stray Animals	238	203	-14.71%
Owner Surrenders	16	43	168.75%
Confiscations	38	63	65.79%
Dropped off at The Animal Foundation	276	176	-36.23%
Stray Animals	228	124	-45.61%
Owner Surrenders	41	33	-19.51%
Adoption Returns	4	3	-25.00%
Born at TAF	3	16	433.33%
Others	241	70	-70.95%
Picked up by Animal Control	151	50	-66.89%
Stray Animals	78	36	-53.85%
Owner Surrenders	9	1	-88.89%
Confiscations	64	13	-79.69%
Dropped off at The Animal Foundation	90	20	-77.78%
Stray Animals	65	13	-80.00%
Owner Surrenders	21	7	-66.67%
Born at TAF	4	0	-100.00%

The Animal Foundation Dashboard



All of us for all of them.

Outcome Totals

	03/01/22 to 03/31/22	03/01/23 to 03/31/23	Percent Change
All Jurisdictions	1,840	1,665	-9.51%
Dogs	1,174	1,095	-6.73%
Adoption	417	411	-1.44%
Died	3	3	0.00%
Euthanasia	135	199	47.41%
Missing/Escaped	12	2	-83.33%
Returned to Owner	393	314	-20.10%
Transfer	214	166	-22.43%
Cats	471	482	2.34%
Adoption	184	200	8.70%
Died	10	14	40.00%
Euthanasia	78	84	7.69%
Missing/Escaped	1	5	400.00%
Returned to Owner	36	27	-25.00%
RTF	32	21	-34.38%
SNR	108	85	-21.30%
Transfer	22	46	109.09%
Others	195	88	-54.87%
Adoption	95	38	-60.00%
Died	11	1	-90.91%
Euthanasia	32	31	-3.13%
Missing/Escaped	1	0	-100.00%
Returned to Owner	14	3	-78.57%
RTF	5	1	-80.00%
Transfer	37	14	-62.16%

The Animal Foundation Dashboard



All of us for all of them.

Foster Statistics

03/01/22 to 03/31/22 03/01/23 to 03/31/23 Percent Change

All Jurisdictions

Total

Animals Sent to Foster	216	188	-12.96%
Animal Returned from Foster	117	136	16.24%
Foster Parents	92	99	7.61%
Avg. Time in Foster	66	122	84.20%

Dogs

Animals Sent to Foster	74	75	1.35%
Animal Returned from Foster	56	67	19.64%
Foster Parents	47	59	25.53%
Avg. Time in Foster	16	52	229.11%

Cats

Animals Sent to Foster	137	113	-17.52%
Animal Returned from Foster	58	69	18.97%
Foster Parents	44	40	-9.09%
Avg. Time in Foster	117	190	62.69%

Others

Animals Sent to Foster	5	0	-100.00%
Animal Returned from Foster	3	0	-100.00%
Foster Parents	1	0	-100.00%
Avg. Time in Foster	29	0	-100.00%

Foster to Adopt Statistics

03/01/22 to 03/31/22 03/01/23 to 03/31/23 Percent Change

All Jurisdictions

Total

Animals Sent to Foster to Adopt	219	5	-97.72%
Animal Returned from Foster to Adopt	243	57	-76.54%
Foster to Adopt Parents	215	5	-97.67%
Avg. Time in Foster to Adopt	88	425	380.73%

Dogs

Animals Sent to Foster to Adopt	146	5	-96.58%
Animal Returned from Foster to Adopt	161	33	-79.50%
Foster to Adopt Parents	145	5	-96.55%
Avg. Time in Foster to Adopt	84	444	429.19%

Cats

Animals Sent to Foster to Adopt	67	0	-100.00%
Animal Returned from Foster to Adopt	75	24	-68.00%
Foster to Adopt Parents	64	0	-100.00%
Avg. Time in Foster to Adopt	95	399	319.12%

The Animal Foundation Dashboard



All of us for all of them.

Others

Animals Sent to Foster to Adopt	6	0	-100.00%
Animal Returned from Foster to Adopt	7	0	-100.00%
Foster to Adopt Parents	6	0	-100.00%
Avg. Time in Foster to Adopt	119	0	-100.00%

Shelter Surgery Totals

	3/1/2022 to 3/31/2022	3/1/2023 to 3/31/2023	Percent Change
All Jurisdictions	512	696	35.94%
Dogs	397	531	33.75%
Spay/Neuter	397	530	33.50%
Adoption	165	278	68.48%
Transfer to Partner	27	47	74.07%
Returned to Owner	154	156	1.30%
Foster	34	34	0.00%
Other Outcomes	17	15	-11.76%
Other Surgery	0	1	100.00%
Returned to Owner	0	1	100.00%
Cats	107	162	51.40%
Spay/Neuter	107	162	51.40%
Adoption	31	93	200.00%
Transfer to Partner	1	6	500.00%
Returned to Owner	3	6	100.00%
SNR	65	36	-44.62%
TNR	1	2	100.00%
Foster	3	14	366.67%
Other Outcomes	3	5	66.67%
Others	8	3	-62.50%
Spay/Neuter	8	3	-62.50%
Adoption	3	2	-33.33%
Transfer to Partner	0	1	100.00%
Foster	1	0	-100.00%
Other Outcomes	4	0	-100.00%

The Animal Foundation Dashboard



All of us for all of them.

Public Services

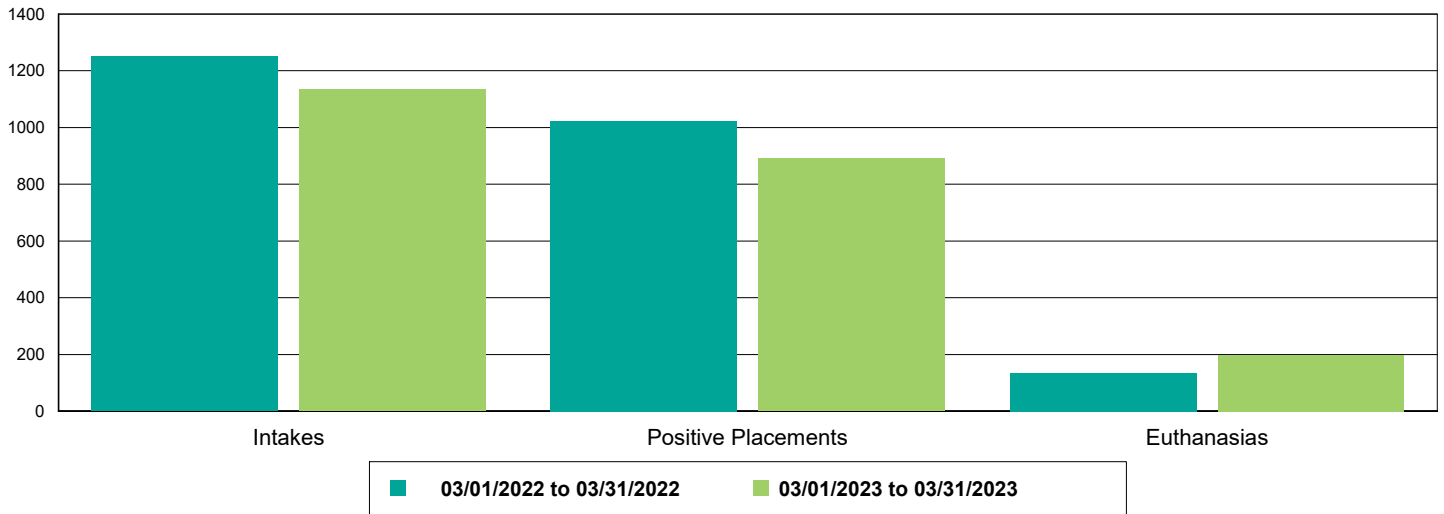
	03/01/22 to 03/31/22	03/01/23 to 03/31/23	Percent Change
Dogs	662	122	-81.57%
Owner Requested Euthanasia	21	59	180.95%
Public S/N Clinic - Microchips Implanted	0	1	100.00%
Public S/N Clinic - Surgeries	0	2	200.00%
Public S/N Clinic - Animals Vaccinated	0	2	200.00%
Bordetella	0	2	200.00%
DAPPv	0	1	100.00%
Rabies	0	1	100.00%
Vaccine Clinic - Animals Vaccinated	641	61	-90.48%
Bordetella	591	37	-93.74%
DAPPv	609	56	-90.80%
DEWORM	0	23	2,300.00%
MICROCHIP	0	10	1,000.00%
Rabies	561	44	-92.16%
Cats	117	21	-82.05%
Owner Requested Euthanasia	5	11	120.00%
Vaccine Clinic - Animals Vaccinated	112	10	-91.07%
DEWORM	0	7	700.00%
FRCPC	111	9	-91.89%
MICROCHIP	0	5	500.00%
Rabies	107	9	-91.59%
Others	1	1	0.00%
Owner Requested Euthanasia	0	1	100.00%

The Animal Foundation Dashboard

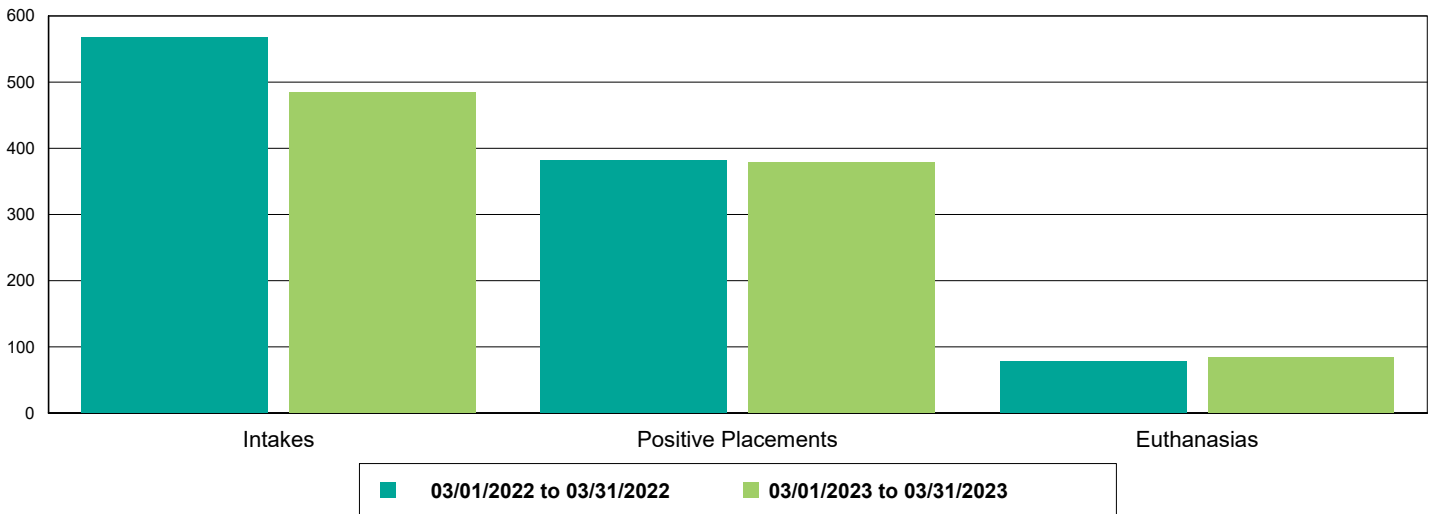


All of us for all of them.

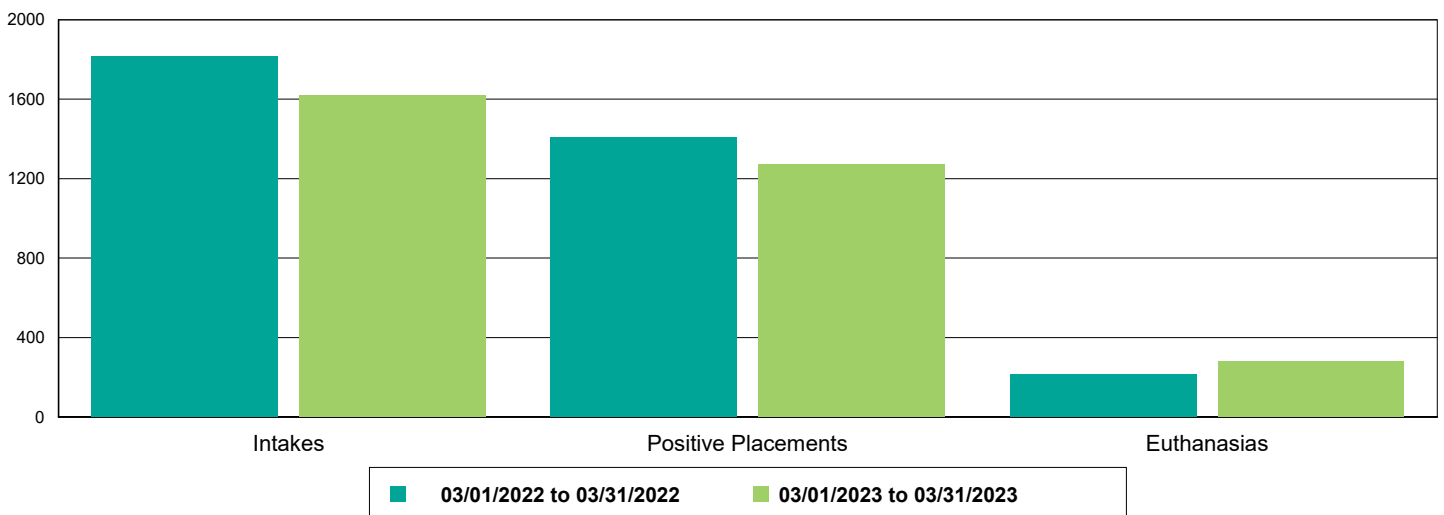
Dog Intakes, Positive Placements, and Euthanasias



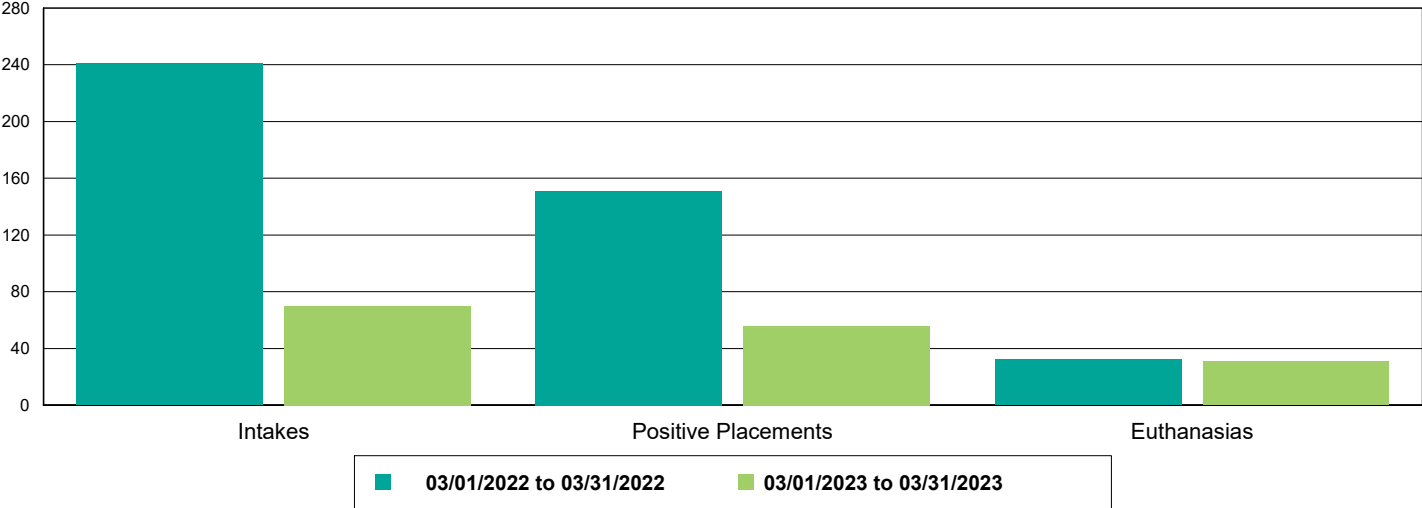
Cat Intakes, Positive Placements, and Euthanasias



Dogs And Cats Intakes, Positive Placements, and Euthanasias



Other Intakes, Positive Placements, and Euthanasias



Live Release, Euthanasia, and Adoption Return Rates

03/01/22 to 03/31/22

03/01/23 to 03/31/23

Percent Change

All Jurisdictions

Total

Live Release Rate	84.62%	79.64%	-5.89%
Euthanasia Rate	13.32%	18.86%	41.63%
Adoption Return Rate	3.88%	3.39%	-12.62%

Dogs and Cats

Live Release Rate	85.47%	80.53%	-5.78%
Euthanasia Rate	12.95%	17.95%	38.59%
Adoption Return Rate	4.49%	3.60%	-19.85%

Young (<= 5 mo)

Live Release Rate	82.81%	84.71%	2.29%
Euthanasia Rate	11.72%	9.41%	-19.69%
Adoption Return Rate	0.00%	0.99%	99.01%

Adult (>= 6 mo)

Live Release Rate	85.70%	80.03%	-6.61%
Euthanasia Rate	13.05%	18.98%	45.39%
Adoption Return Rate	4.87%	4.12%	-15.51%

Dogs

Live Release Rate	87.22%	81.37%	-6.71%
Euthanasia Rate	11.50%	18.17%	58.04%
Adoption Return Rate	5.52%	4.62%	-16.19%

Young (<= 5 mo)

Live Release Rate	93.24%	94.95%	1.83%
Euthanasia Rate	2.70%	4.04%	49.49%
Adoption Return Rate	0.00%	1.49%	149.25%

Adult (>= 6 mo)

Live Release Rate	86.82%	80.02%	-7.83%
Euthanasia Rate	12.09%	19.58%	61.93%
Adoption Return Rate	5.84%	5.23%	-10.36%

Cats

Live Release Rate	81.10%	78.63%	-3.05%
Euthanasia Rate	16.56%	17.43%	5.23%
Adoption Return Rate	2.17%	1.50%	-31.00%

Young (<= 5 mo)

Live Release Rate	68.52%	70.42%	2.78%
Euthanasia Rate	24.07%	16.90%	-29.79%
Adoption Return Rate	0.00%	0.00%	0.00%

Adult (>= 6 mo)

Live Release Rate	82.73%	80.05%	-3.25%
Euthanasia Rate	15.59%	17.52%	12.39%
Adoption Return Rate	2.50%	1.81%	-27.71%

The Animal Foundation Dashboard



All of us for all of them.

Others			
Live Release Rate	77.44%	63.64%	-17.82%
Euthanasia Rate	16.41%	35.23%	114.67%
Adoption Return Rate	0.00%	0.00%	0.00%
Young (<= 5 mo)			
Live Release Rate	80.00%	100.00%	25.00%
Euthanasia Rate	0.00%	0.00%	0.00%
Adoption Return Rate	0.00%	0.00%	0.00%
Adult (>= 6 mo)			
Live Release Rate	77.22%	62.35%	-19.26%
Euthanasia Rate	17.78%	36.47%	105.15%
Adoption Return Rate	0.00%	0.00%	0.00%