

The Animal Foundation Dashboard



All of us for all of them.

Intake Totals

	12/01/20 to 12/31/20	12/01/21 to 12/31/21	Percent Change
All Jurisdictions	1,424	1,713	20.29%
Dogs	874	1,099	25.74%
Picked up by Animal Control	491	693	41.14%
Stray Animals	324	453	39.81%
Owner Surrenders	42	54	28.57%
Confiscations	125	186	48.80%
Dropped off at The Animal Foundation	383	406	6.01%
Stray Animals	258	351	36.05%
Owner Surrenders	90	35	-61.11%
Adoption Returns	35	20	-42.86%
Cats	451	347	-23.06%
Picked up by Animal Control	192	158	-17.71%
Stray Animals	96	92	-4.17%
Owner Surrenders	39	6	-84.62%
Confiscations	57	60	5.26%
Dropped off at The Animal Foundation	259	189	-27.03%
Stray Animals	145	175	20.69%
Owner Surrenders	106	13	-87.74%
Adoption Returns	8	1	-87.50%
Others	99	267	169.70%
Picked up by Animal Control	62	199	220.97%
Stray Animals	47	36	-23.40%
Owner Surrenders	0	2	200.00%
Confiscations	15	161	973.33%
Dropped off at The Animal Foundation	37	68	83.78%
Stray Animals	20	42	110.00%
Owner Surrenders	12	12	0.00%
Adoption Returns	5	0	-100.00%
Born at TAF	0	14	1,400.00%

The Animal Foundation Dashboard



All of us for all of them.

Outcome Totals

	12/01/20 to 12/31/20	12/01/21 to 12/31/21	Percent Change
All Jurisdictions	1,485	1,398	-5.86%
Dogs	883	886	0.34%
Adoption	371	322	-13.21%
Died	4	6	50.00%
Euthanasia	108	93	-13.89%
Missing/Escaped	1	17	1,600.00%
Returned to Owner	257	302	17.51%
Transfer	142	146	2.82%
Cats	504	384	-23.81%
Adoption	315	181	-42.54%
Died	1	10	900.00%
Euthanasia	51	50	-1.96%
Missing/Escaped	2	1	-50.00%
Returned to Owner	32	18	-43.75%
RTF	9	16	77.78%
SNR	47	73	55.32%
Transfer	47	35	-25.53%
Others	98	128	30.61%
Adoption	55	62	12.73%
Died	2	7	250.00%
Euthanasia	28	13	-53.57%
Returned to Owner	4	2	-50.00%
RTF	4	2	-50.00%
Transfer	5	42	740.00%

The Animal Foundation Dashboard



All of us for all of them.

Foster Statistics

12/01/20 to 12/31/20 12/01/21 to 12/31/21 Percent Change

All Jurisdictions

Total

Animals Sent to Foster	154	135	-12.34%
Animal Returned from Foster	154	104	-32.47%
Foster Parents	95	83	-12.63%
Avg. Time in Foster	33	70	110.59%

Dogs

Animals Sent to Foster	87	64	-26.44%
Animal Returned from Foster	66	30	-54.55%
Foster Parents	53	48	-9.43%
Avg. Time in Foster	17	17	1.22%

Cats

Animals Sent to Foster	64	59	-7.81%
Animal Returned from Foster	85	68	-20.00%
Foster Parents	39	32	-17.95%
Avg. Time in Foster	46	96	106.15%

Others

Animals Sent to Foster	3	12	300.00%
Animal Returned from Foster	3	6	100.00%
Foster Parents	3	3	0.00%
Avg. Time in Foster	4	34	839.66%

Foster to Adopt Statistics

12/01/20 to 12/31/20 12/01/21 to 12/31/21 Percent Change

All Jurisdictions

Total

Animals Sent to Foster to Adopt	47	433	821.28%
Animal Returned from Foster to Adopt	53	231	335.85%
Foster to Adopt Parents	44	416	845.45%
Avg. Time in Foster to Adopt	13	79	505.91%

Dogs

Animals Sent to Foster to Adopt	41	329	702.44%
Animal Returned from Foster to Adopt	43	178	313.95%
Foster to Adopt Parents	38	322	747.37%
Avg. Time in Foster to Adopt	12	78	544.42%

Cats

Animals Sent to Foster to Adopt	6	90	1,400.00%
Animal Returned from Foster to Adopt	10	49	390.00%
Foster to Adopt Parents	6	81	1,250.00%
Avg. Time in Foster to Adopt	17	88	411.21%

Others

Animals Sent to Foster to Adopt	0	14	1,400.00%
Animal Returned from Foster to Adopt	0	3	300.00%
Foster to Adopt Parents	0	13	1,300.00%
Avg. Time in Foster to Adopt	0	24	2,377.08%

The Animal Foundation Dashboard



All of us for all of them.

Shelter Surgery Totals

	12/1/2020 to 12/31/202	12/1/2021 to 12/31/202	Percent Change
All Jurisdictions	961	365	-62.02%
Dogs	413	240	-41.89%
Spay/Neuter	399	240	-39.85%
Adoption	215	90	-58.14%
Transfer to Partner	48	28	-41.67%
Returned to Owner	93	104	11.83%
Foster	41	9	-78.05%
Other Outcomes	2	9	350.00%
Other Surgery	14	0	-100.00%
Adoption	7	0	-100.00%
Transfer to Partner	3	0	-100.00%
Returned to Owner	1	0	-100.00%
Foster	3	0	-100.00%
Cats	541	107	-80.22%
Spay/Neuter	537	107	-80.07%
Adoption	188	28	-85.11%
Transfer to Partner	9	4	-55.56%
Returned to Owner	17	5	-70.59%
SNR	48	58	20.83%
TNR	254	0	-100.00%
Foster	14	5	-64.29%
Other Outcomes	7	7	0.00%
Other Surgery	4	0	-100.00%
Adoption	1	0	-100.00%
Returned to Owner	1	0	-100.00%
TNR	1	0	-100.00%
Foster	1	0	-100.00%
Others	7	18	157.14%
Spay/Neuter	7	18	157.14%
Adoption	7	15	114.29%
Other Outcomes	0	3	300.00%

The Animal Foundation Dashboard



All of us for all of them.

Public Services

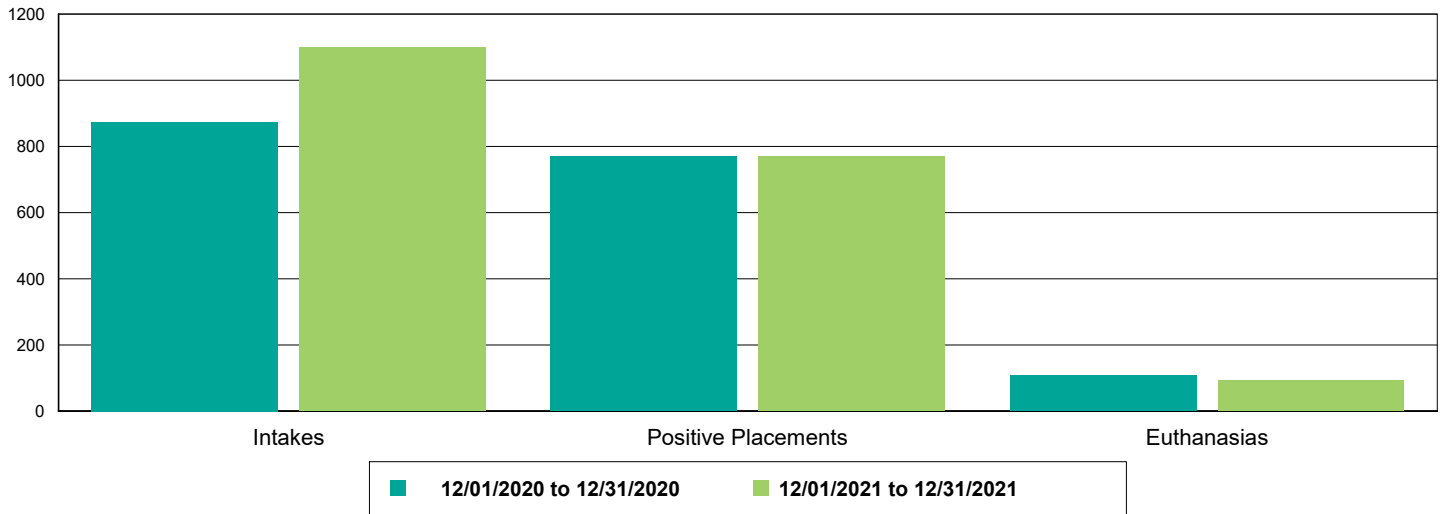
	12/01/20 to 12/31/20	12/01/21 to 12/31/21	Percent Change
Dogs	1,183	259	-78.11%
Owner Requested Euthanasia	180	118	-34.44%
Public S/N Clinic - Microchips Implanted	20	0	-100.00%
Public S/N Clinic - Surgeries	78	0	-100.00%
Public S/N Clinic - Animals Vaccinated	49	0	-100.00%
Bordetella	43	0	-100.00%
DAPPv	46	0	-100.00%
Deworming	5	0	-100.00%
Rabies	35	0	-100.00%
Vaccine Clinic - Microchips Implanted	113	11	-90.27%
Vaccine Clinic - Animals Vaccinated	909	140	-84.60%
Bordetella	434	63	-85.48%
DAPPv	848	117	-86.20%
Deworming	483	66	-86.34%
K9 FLU BIVALENT	6	4	-33.33%
Rabies	580	92	-84.14%
Cats	331	51	-84.59%
Owner Requested Euthanasia	58	27	-53.45%
Public S/N Clinic - Feline Testing - Cats Tested	1	0	-100.00%
Public S/N Clinic - Microchips Implanted	12	2	-83.33%
Public S/N Clinic - Surgeries	33	2	-93.94%
Public S/N Clinic - Animals Vaccinated	25	2	-92.00%
Deworming	11	0	-100.00%
FeLV	1	2	100.00%
Rabies	24	2	-91.67%
Vaccine Clinic - Microchips Implanted	24	0	-100.00%
Vaccine Clinic - Animals Tested	11	0	-100.00%
FELV/FIV	11	0	-100.00%
Vaccine Clinic - Animals Vaccinated	239	22	-90.79%
Deworming	172	11	-93.60%
FeLV	10	1	-90.00%
FRCPC	240	21	-91.25%
Rabies	174	11	-93.68%
Others	4	2	-50.00%
Owner Requested Euthanasia	4	2	-50.00%

The Animal Foundation Dashboard

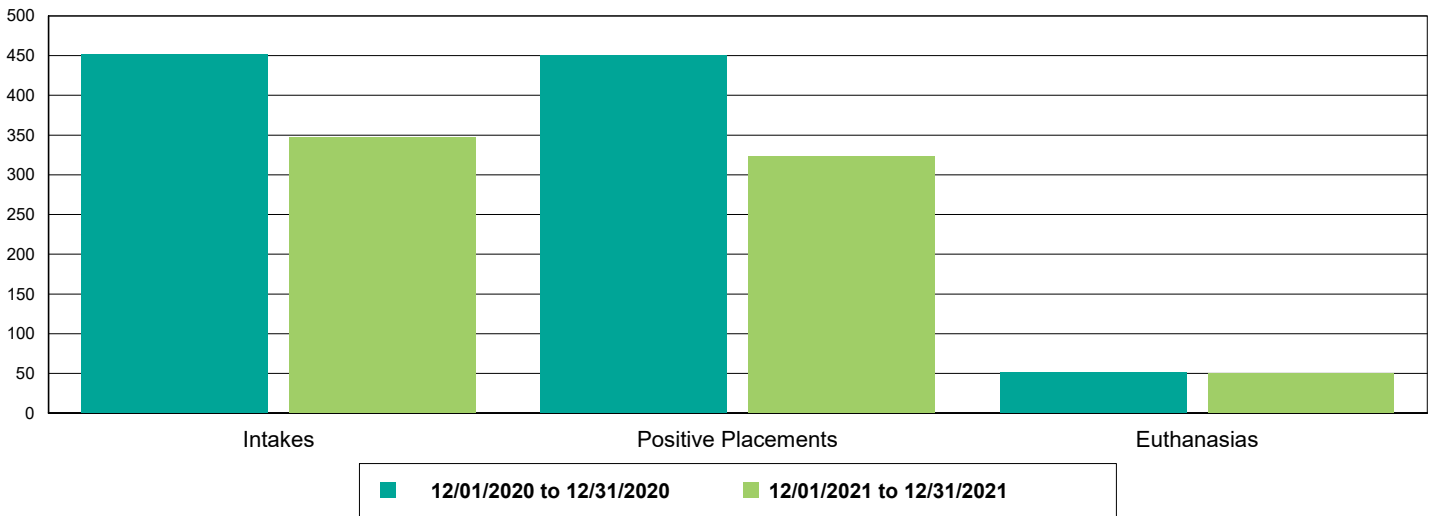


All of us for all of them.

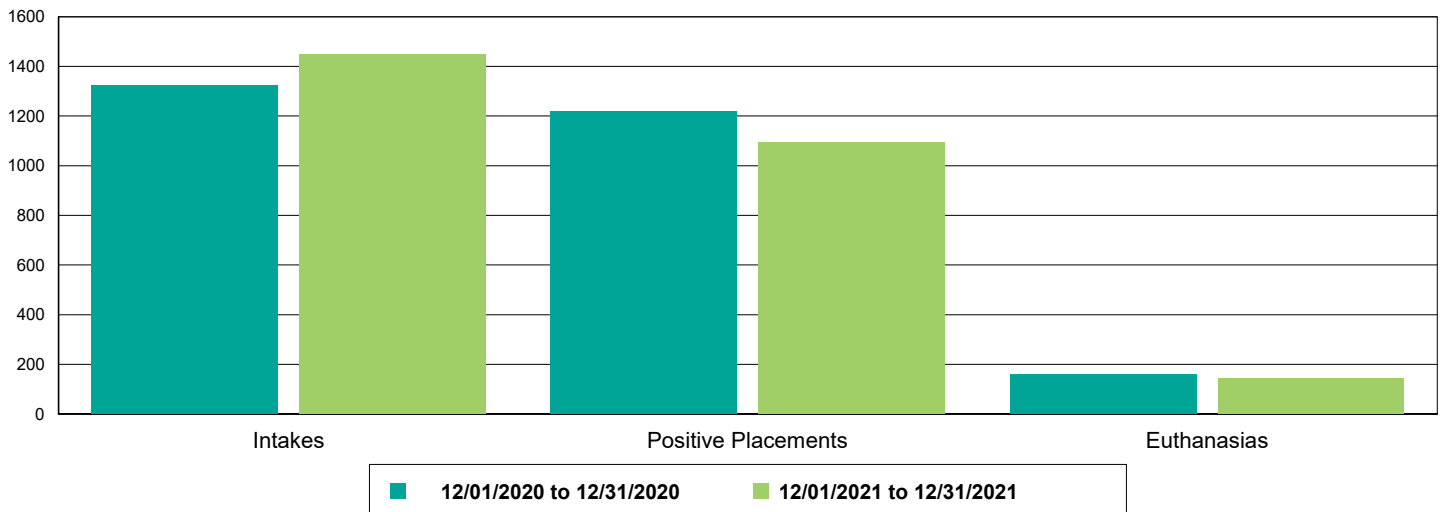
Dog Intakes, Positive Placements, and Euthanasias



Cat Intakes, Positive Placements, and Euthanasias



Dogs And Cats Intakes, Positive Placements, and Euthanasias

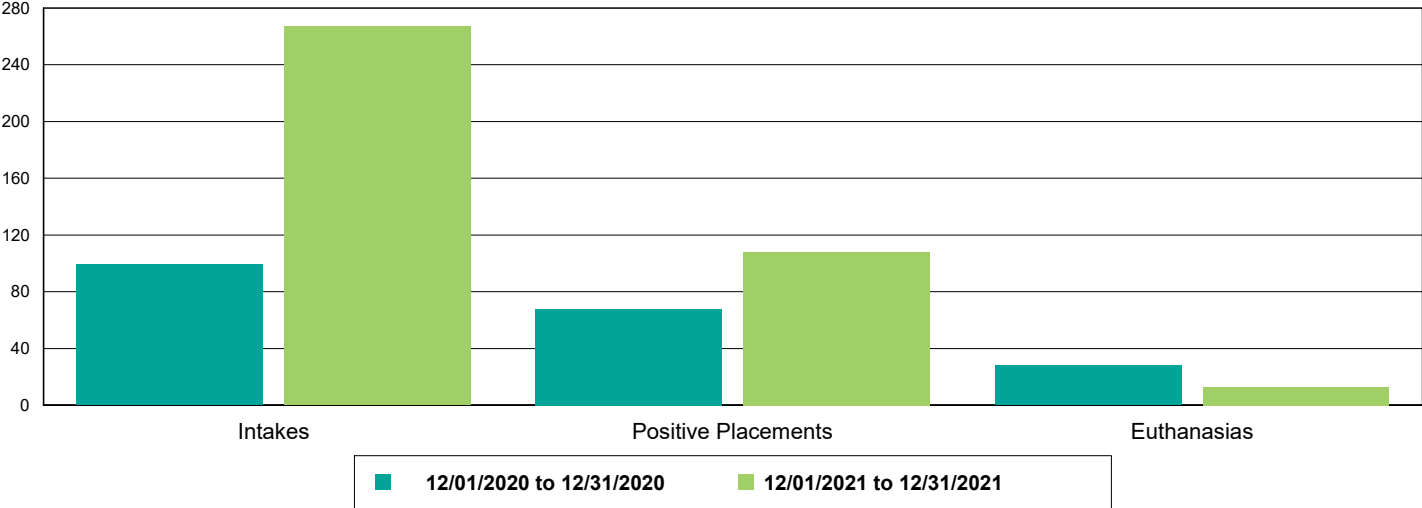


The Animal Foundation Dashboard



All of us for all of them.

Other Intakes, Positive Placements, and Euthanasias



The Animal Foundation Dashboard



All of us for all of them.

Live Release, Euthanasia, and Adoption Return Rates

12/01/20 to 12/31/20

12/01/21 to 12/31/21

Percent Change

All Jurisdictions

Total

Live Release Rate	86.73%	85.91%	-0.95%
Euthanasia Rate	12.59%	11.16%	-11.39%
Adoption Return Rate	6.48%	3.72%	-42.62%

Dogs and Cats

Live Release Rate	87.96%	86.06%	-2.16%
Euthanasia Rate	11.46%	11.26%	-1.78%
Adoption Return Rate	6.27%	4.17%	-33.39%

Young (<= 5 mo)

Live Release Rate	91.56%	78.57%	-14.18%
Euthanasia Rate	7.56%	11.22%	48.56%
Adoption Return Rate	1.18%	0.00%	-100.00%

Adult (>= 6 mo)

Live Release Rate	87.26%	86.69%	-0.66%
Euthanasia Rate	12.22%	11.26%	-7.84%
Adoption Return Rate	7.93%	4.56%	-42.56%

Dogs

Live Release Rate	87.20%	86.91%	-0.34%
Euthanasia Rate	12.23%	10.50%	-14.18%
Adoption Return Rate	9.43%	6.21%	-34.16%

Young (<= 5 mo)

Live Release Rate	77.42%	84.38%	8.98%
Euthanasia Rate	19.35%	6.25%	-67.71%
Adoption Return Rate	3.85%	0.00%	-100.00%

Adult (>= 6 mo)

Live Release Rate	87.94%	87.00%	-1.07%
Euthanasia Rate	11.69%	10.66%	-8.87%
Adoption Return Rate	9.86%	6.43%	-34.75%

Cats

Live Release Rate	89.29%	84.11%	-5.79%
Euthanasia Rate	10.12%	13.02%	28.68%
Adoption Return Rate	2.54%	0.55%	-78.25%

Young (<= 5 mo)

Live Release Rate	96.93%	75.76%	-21.85%
Euthanasia Rate	3.07%	13.64%	344.55%
Adoption Return Rate	0.70%	0.00%	-100.00%

Adult (>= 6 mo)

Live Release Rate	85.63%	85.85%	0.26%
Euthanasia Rate	13.49%	12.89%	-4.42%
Adoption Return Rate	4.07%	0.67%	-83.62%

Others

Live Release Rate	69.39%	84.38%	21.60%
Euthanasia Rate	28.57%	10.16%	-64.45%
Adoption Return Rate	9.09%	0.00%	-100.00%

The Animal Foundation Dashboard



All of us for all of them.

Young (<= 5 mo)

Live Release Rate	100.00%	70.00%	-30.00%
Euthanasia Rate	0.00%	0.00%	0.00%
Adoption Return Rate	0.00%	0.00%	0.00%

Adult (>= 6 mo)

Live Release Rate	68.09%	85.59%	25.72%
Euthanasia Rate	29.79%	11.02%	-63.01%
Adoption Return Rate	9.62%	0.00%	-100.00%